

採用PuTTY的VCS系列或Expressway系列Xconfig和Xstatus輸出集合

目錄

[簡介](#)

[必要條件](#)

[需求](#)

[採用元件](#)

[設定](#)

[通過控制檯連線](#)

[通過SSH連線](#)

[VCS和Expressway系列x8.2](#)

[驗證](#)

[疑難排解](#)

簡介

本檔案介紹如何從視訊通訊伺服器(VCS)系列和Expressway系列裝置 (例如VCS-Control、VCS-Expressway、Expressway-C和Expressway-E) 收集xconfig和xstatus命令的CLI輸出，思科技術協助中心(TAC)有時需要擷取這些輸出。

必要條件

需求

思科建議您瞭解以下主題：

- PuTTY或類似終端模擬軟體，例如SecureCRT、Tera Term或類似軟體。
- VCS/Expressway系列裝置的管理員帳戶使用者名稱和密碼。
- 網路路徑中允許的RJ45-D-Sub9針串列控制檯電纜或安全外殼(SSH)。

採用元件

本文中的資訊係根據以下軟體和硬體版本：

- PuTTY(訪問[PuTTY下載頁面](#)以獲取副本)。
- 本示例中使用的是運行版本7.2.1的VCS-C，該版本適用於當前的最新版本8.2.2版。

設定

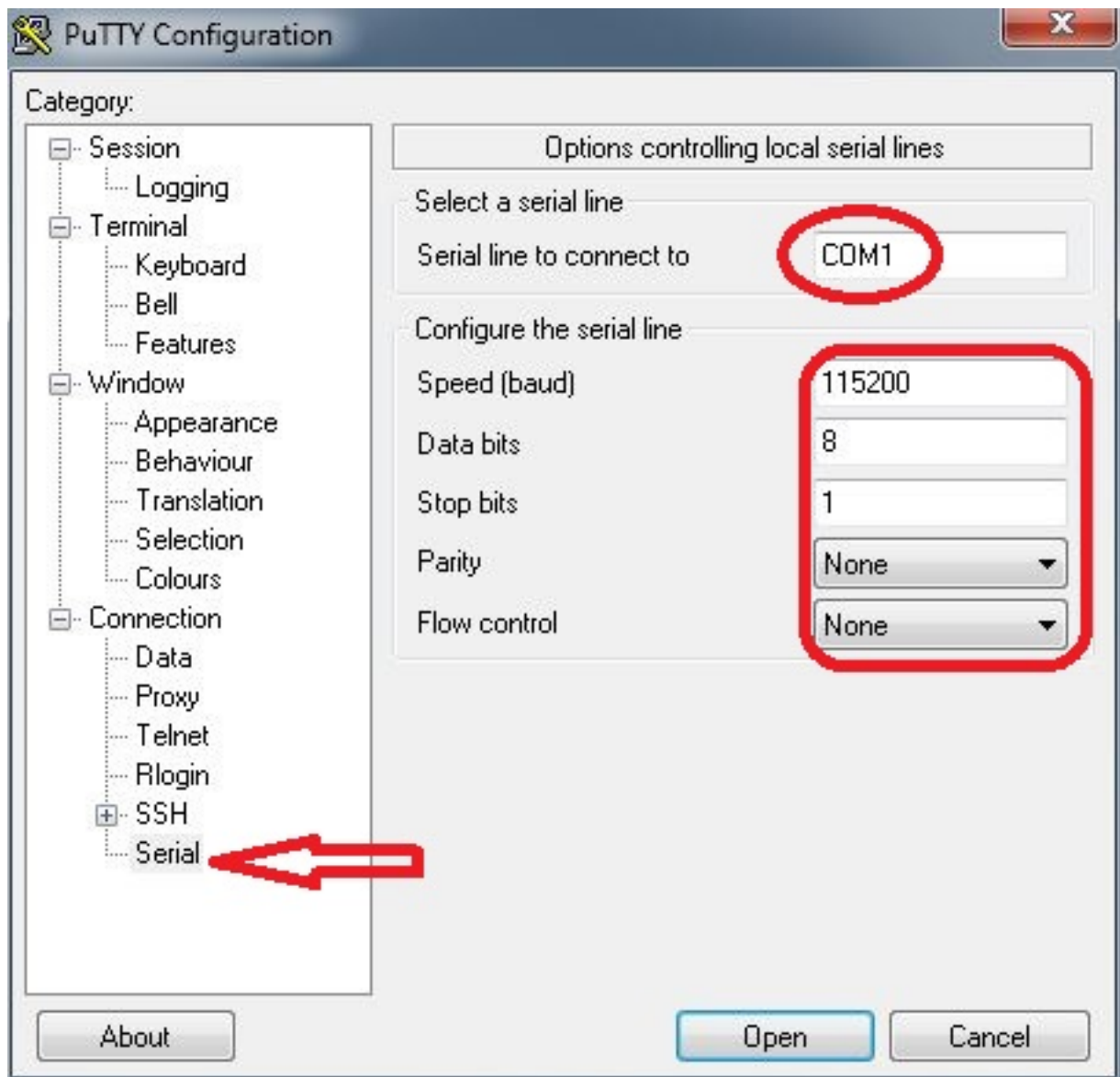
通過控制檯連線

附註：本文假設已連線正常工作的物理串列控制檯電纜。您應該已經收到一個與您的裝置相關的。

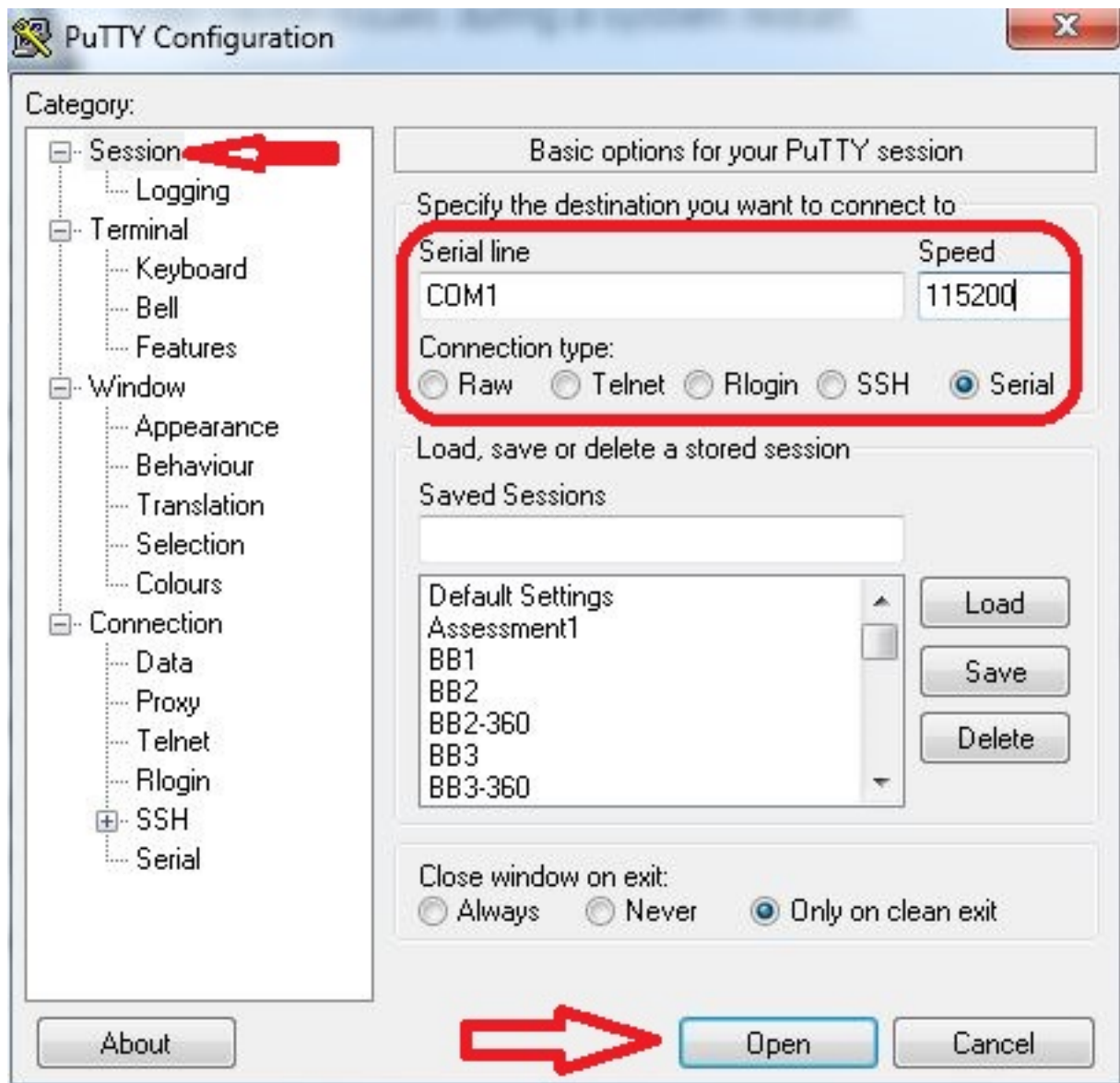
以下是您必須在PuTTY中配置串列控制檯訪問的設定示例。

附註：您需要根據控制檯與PC的連線方式調整通訊(COM)埠。

1. 轉到**Configuration > Category > Connection > Serial**，然後調整串列設定，如下所示：



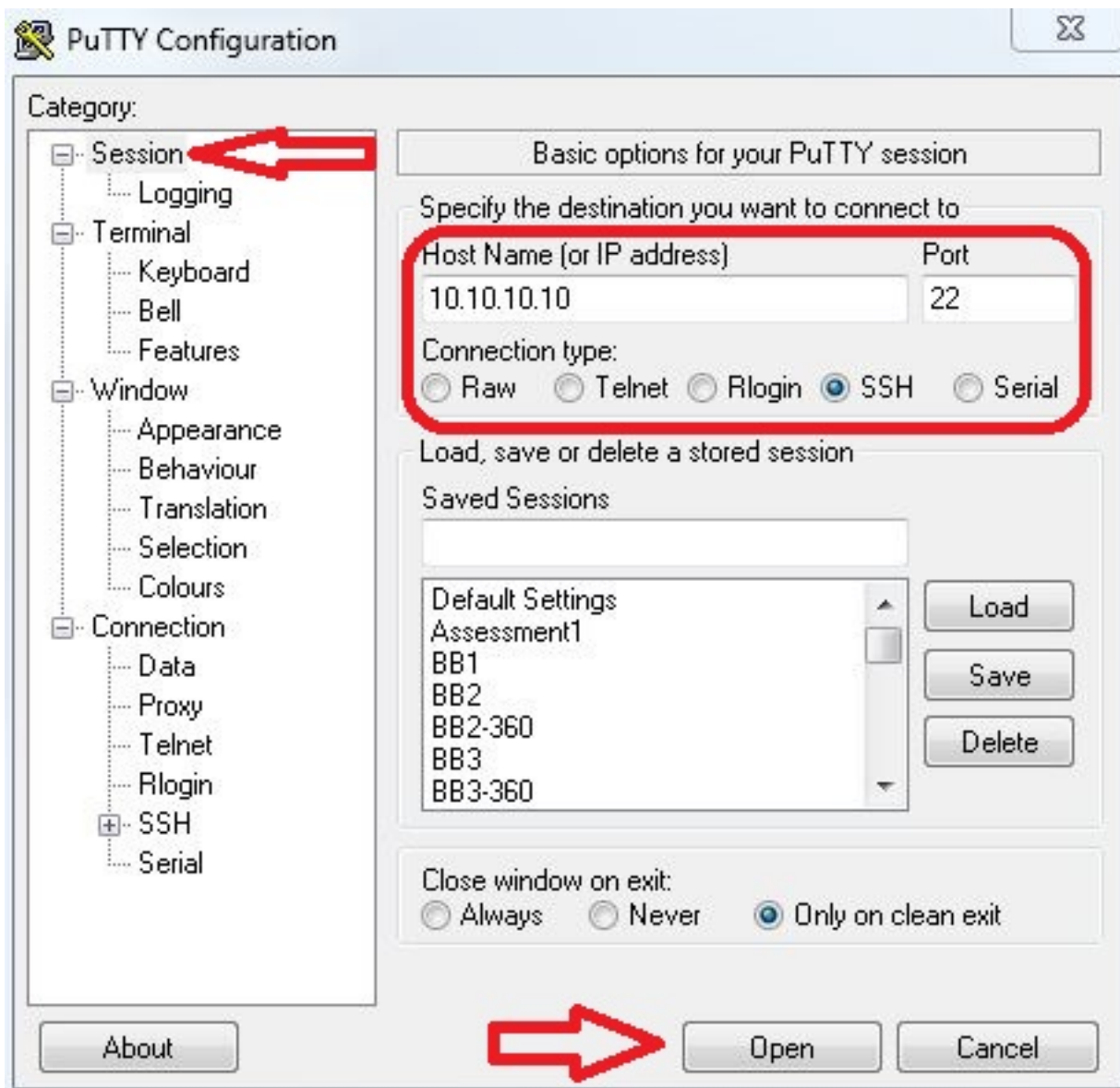
2. 轉至**Category > Session**，選擇**Serial** 型別作為連線型別，然後按一下**Open**，如下圖所示：



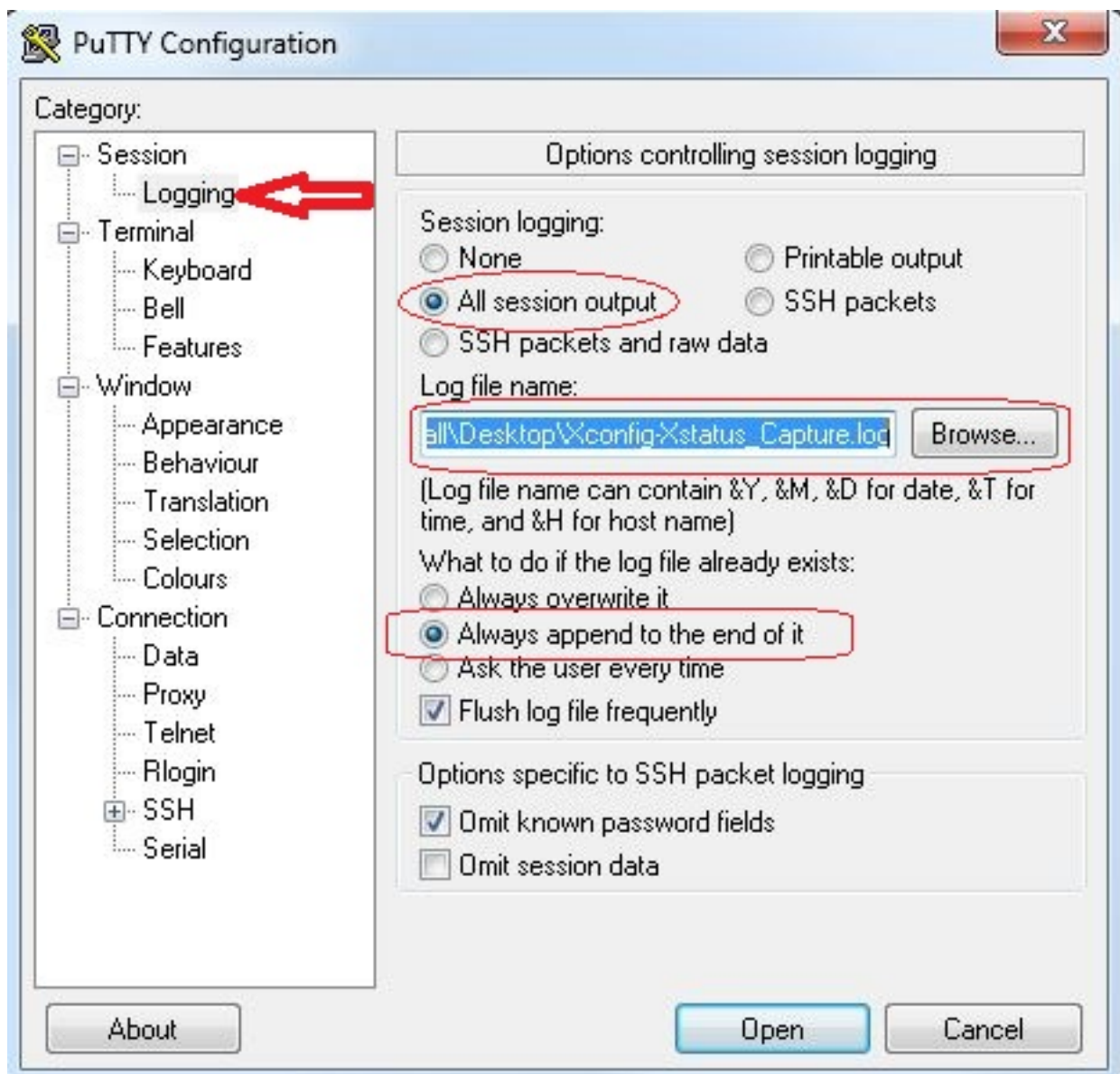
通過SSH連線

更簡單的替代方法是通過SSH連線到裝置。

1. 使用VCS/Expressway裝置的IP地址調整PuTTY中的設定，如以下示例所示：



2. 在裝置進行PuTTY會話之前或期間，必須設定日誌記錄設定。為此，請轉到**Configuration > Category > Session > Logging**，然後配置設定以匹配此示例（調整檔案路徑和檔名以滿足您自己的PC和需要）：



3. 連線並登入後，將顯示一個類似於此螢幕的螢幕。請按照此處指示以管理員身份登入。

```
VCSorExpressway - PuTTY
login as: admin
Using keyboard-interactive authentication.
Password:

5 alarms:
 * error      Insecure password in use - The admin user has the default password
 set
 * warning    Security alert - The TMS agent database has the default LDAP passw
 ord set
 * warning    Configuration warning - The VCS is running in a legacy TMS Agent m
 ode; you are recommended to switch your system to use a different mode
 * warning    Insecure password in use - The root user has the default password
 set
 * warning    Security alert - The TMS agent database has the default replicatio
 n password set

Last login: Thu Jun 19 08:12:21 EDT 2014
Welcome to VCS1-Control
TANDBERG VCS Release X7.2.1
SW Release Date: 2012-09-25

OK
```

注意：由於這是一個實驗環境，因此可以忽略警報。如果在生產環境中看到警報，應儘快處理。

4. 輸入xstatus命令並按Enter鍵：

```
VCSorExpressway - PuTTY
login as: admin
Using keyboard-interactive authentication.
Password:

5 alarms:
 * error      Insecure password in use - The admin user has the default password
 set
 * warning    Security alert - The TMS agent database has the default LDAP passw
 ord set
 * warning    Configuration warning - The VCS is running in a legacy TMS Agent m
 ode; you are recommended to switch your system to use a different mode
 * warning    Insecure password in use - The root user has the default password
 set
 * warning    Security alert - The TMS agent database has the default replicatio
 n password set

Last login: Thu Jun 19 08:12:21 EDT 2014
Welcome to VCS1-Control
TANDBERG VCS Release X7.2.1
SW Release Date: 2012-09-25

OK

xstatus
```

以下是按下Enter後顯示的xstatus輸出。輸出滾動過得太快，無法檢視到結尾。只要之前配置了日誌記錄，就會顯示在文本檔案中。

```
VCSorExpressway - PuTTY
    Count: 0
    Max: 0
    Publications:
    Presentities:
        Count: 0
        Max: 0
    ConferenceFactory:
        Status: Inactive
        NextAlias: ""
    External 1:
        Status:
            ClusterStatus:
                ClusterState: "Disabled"
    LastUpdate:
        Time: "Time not set"
        SecondsSinceLastRefresh: "1403189939"
*s/end

*s FindMeManager: /
*s/end

*s TURN:
    Server:
        Status: Inactive
*s/end

*s Policy: /
*s/end

OK
█
```

現在已收集xstatus命令的輸出，就可以收集xconfig命令的輸出了。

5. 輸入xconfig命令並按Enter。

```
xconfig █
```



以下是按下enter鍵後xconfig輸出的範例。輸出滾動過得太快，無法檢視到結尾。只要之前配置了日誌記錄，就會在文本檔案中顯示。


```
VCSorExpressway - PuTTY
% xConfiguration Policy AdministratorPolicy Service Server 3 Address: ""
% xConfiguration Policy AdministratorPolicy Service Path: ""
% xConfiguration Policy AdministratorPolicy Service Status Path: "status"
% xConfiguration Policy AdministratorPolicy Service UserName: ""
% xConfiguration Policy AdministratorPolicy Service Password: "(cipher)
% xConfiguration Policy AdministratorPolicy Service DefaultCPL: "<reject status='504' reason='Admin Policy Unavailabl
e' />"
% xConfiguration Policy FindMe Mode: Off
% xConfiguration Policy FindMe CallerId: IncomingID
% xConfiguration Policy FindMe UserDeviceRestriction: Off
% xConfiguration Applications ConferenceFactory Mode: Off
% xConfiguration Applications ConferenceFactory Alias: ""
% xConfiguration Applications ConferenceFactory Template: ""
% xConfiguration Applications ConferenceFactory Range Start: 1
% xConfiguration Applications ConferenceFactory Range End: 65535
% xConfiguration Applications OCS Relay Mode: Off
% xConfiguration Applications OCS Relay OCS Domain: ""
% xConfiguration Applications OCS Relay OCS Routing Prefix: "ocs"
% xConfiguration Applications Presence Server Mode: Off
% xConfiguration Applications Presence Server Publication ExpireDelta: 1800
% xConfiguration Applications Presence Server Subscription ExpireDelta: 3600
% xConfiguration Applications Presence User Agent Mode: Off
% xConfiguration Applications Presence User Agent ExpireDelta: 3600
% xConfiguration Applications Presence User Agent RetryDelta: 1800
% xConfiguration Applications Presence User Agent Presentity Idle Status: Online
% xConfiguration ResourceUsage Warning Activation Level: 90
% xConfiguration Services AdvancedMediaGateway Zone Name: ""
% xConfiguration Services AdvancedMediaGateway Policy Mode: Off
OK
```

VCS和Expressway系列x8.2

在x8.2的軟體版本中，現在在進行診斷日誌時包括xconfiguration和xstatus。

1. 轉到**維護>診斷>診斷日誌記錄**。
2. 選擇**Start new log**，然後選擇**Immediately Stop logging**。

附註：此方法還包含loggingsnapshot.txt，該程式記錄消息以響應當時VCS或Expressway系列上發生的活動。

下載的診斷日誌歸檔檔案包含以下檔案：

loggingsnapshot.txt — 包含日誌消息，用於響應在日誌記錄期間執行的活動。

xconf_dump.txt — 包含記錄開始時的系統配置資訊。

xstat_dump.txt — 包含有關日誌記錄啟動時系統狀態的資訊。

(如果相關) **diagnostic_logging_tcpdump.pcap** — 包含記錄期間捕獲的資料包。

驗證

以下是使用記錄設定儲存的文本檔案中的xstatus和xconfig輸出的示例：

```
xstatus
```

```
*s SystemUnit:
```

Product: "TANDBERG VCS"
Uptime: 24963390
SystemTime: "2014-06-19 14:58:59"
TimeZone: "US/Eastern"
LocalTime: "2014-06-19 10:58:59"
Software:
 Version: "X7.2.1"
 Build: "296181"
 Name: "s42700"
 ReleaseDate: "2012-09-25"
 ReleaseKey: "*****"
Configuration:
 NonTraversalCalls: 500
 TraversalCalls: 200
 Registrations: 2500
 Expressway: False
 Encryption: True
 Interworking: True
 FindMe: True
 DeviceProvisioning: True
 DualNetworkInterfaces: False
 AdvancedAccountSecurity: False
 StarterPack: False
 EnhancedOCSCollaboration: True
Hardware:
 Version: "VMWare"
 SerialNumber: "*****"

*s/end

*s Ethernet 1:
 MacAddress: "00:50:56:A1:70:06"
 Speed: 10000full
 IPv4:
 Address: "10.10.10.10"
 SubnetMask: "255.255.255.0"

*s/end

*s Ethernet 2:
 MacAddress: "00:50:56:A1:70:04"
 Speed: 10000full
 IPv4:
 Address: "192.168.0.100"
 SubnetMask: "255.255.255.0"

*s/end

*s Options:
 Option 1:
 Key: "116341X300-1-!!!!!!!"
 Description: "300 Non-traversal Calls"
 Option 2:
 Key: "116341P00-1-!!!!!!!"
 Description: "Device Provisioning"
 Option 3:
 Key: "116341G00-1-!!!!!!!"
 Description: "H323-SIP Interworking Gateway"
 Option 4:
 Key: "116341U00-1-!!!!!!!"
 Description: "FindMe"
 Option 5:
 Key: "116341C00-1-!!!!!!!"
 Description: "Enhanced OCS Collaboration"
 Option 8:
 Key: "116341Y200-1-!!!!!!!"
 Description: "200 Traversal Calls"

```
Option 9:
  Key: "116341X200-1-!!!!!!!"
  Description: "200 Non-traversal Calls"
*s/end

*s IP:
  Protocol: IPv4
  IPv4:
    Gateway: "10.10.10.1"
*s/end

*s ExternalManager:
  Status: Active
  Address: "10.10.10.104"
  Protocol: HTTP
  URL: "tms/public/external/management/systemmanagementservice.asmx"
*s/end

*s Feedback 1:
  Status: Off
*s/end

*s Feedback 2:
  Status: Off
*s/end

*s Feedback 3:
  Status: On
  URL: "http://10.10.10.104/tms/public/feedback/code.aspx"
  Expression: "/Event/CallDisconnected"
  Expression: "/Event/CallConnected"
  Expression: "/Event/CallFailure"
  Expression: "/Event/RegistrationAdded"
  Expression: "/Event/RegistrationChanged"
  Expression: "/Event/ResourceUsage"
  Expression: "/Event/AuthenticationFailure"
  Expression: "/Status/Warnings"
*s/end

*s ResourceUsage:
  Calls:
    Traversal:
      Current: 0
      Max: 0
      Total: 0
    NonTraversal:
      Current: 0
      Max: 1
      Total: 2
  Registrations:
    Current: 0
    Max: 3
    Total: 42
*s/end

*s Calls: /
*s/end

*s Zones:
  DefaultZone:
    Name: "DefaultZone"
    Bandwidth:
      LocalUsage: 0
      ClusterUsage: 0
```

LocalZone:
 DefaultSubZone:
 Name: "DefaultSubZone"
 Bandwidth:
 LocalUsage: 0
 ClusterUsage: 0
 TraversalSubZone:
 Name: "TraversalSubZone"
 Bandwidth:
 LocalUsage: 0
 ClusterUsage: 0
 ClusterSubZone:
 Name: "ClusterSubZone"
 Bandwidth:
 LocalUsage: 0
 ClusterUsage: 0
Searches:
 Current: 0
 CurrentDirected: 0
 Total: 64081
 Dropped: 0
 MaxSubSearchExceeded: 0
 MaxTargetsExceeded: 0
Zone 1:
 Name: "TraversalZone"
 Bandwidth:
 LocalUsage: 0
 ClusterUsage: 0
 Status: Active
 Type: TraversalClient
 TraversalClient:
 Peer 1:
 H323:
 Status: Active
 Address: "10.10.10.102"
 Port: 6001
 LastStatusChange: "2014-04-03 09:50:35"
 SIP:
 Status: Active
 Address: "10.10.10.102"
 Port: 7001
 LastStatusChange: "2014-04-03 09:49:13"
 Server: "TANDBERG/4102 (X7.0)"

*s/end

*s Alternates: /

*s/end

*s Links:

 Link 1:
 Name: "DefaultSZtoTraversalSZ"
 Bandwidth:
 LocalUsage: 0
 ClusterUsage: 0
 Link 2:
 Name: "DefaultSZtoDefaultZ"
 Bandwidth:
 LocalUsage: 0
 ClusterUsage: 0
 Link 3:
 Name: "DefaultSZtoClusterSZ"
 Bandwidth:
 LocalUsage: 0
 ClusterUsage: 0

Link 4:
Name: "TraversalSZtoDefaultZ"
Bandwidth:
LocalUsage: 0
ClusterUsage: 0

Link 5:
Name: "Zone001ToTraversalSZ"
Bandwidth:
LocalUsage: 0
ClusterUsage: 0

*s/end

*s Pipes: /
*s/end

*s Registrations: /
*s/end

*s SIP:
Ethernet 1:
IPv4:
UDP:
Status: Inactive
TCP:
Status: Active
Address: "10.10.10.10:5060"
TLS:
Status: Active
Address: "10.10.10.10:5061"

IPv6:
UDP:
Status: Inactive
TCP:
Status: Inactive
TLS:
Status: Inactive

Ethernet 2:
IPv4:
UDP:
Status: Inactive
TCP:
Status: Inactive
TLS:
Status: Inactive

IPv6:
UDP:
Status: Inactive
TCP:
Status: Inactive
TLS:
Status: Inactive

Transport:
Server 19857:
Socket:
Type: "SERV_UDP"
State: "INUSE"
ID:
Local: 85393
Global: 0
Buffer:
Input:
Length: 20000
Output:
Length: 20000

Local:
Address: "127.0.0.1:5060"
Remote:
Address: ""
Network:
Number: 1
Certificate:
Subject:
Name: ""
TLS:
Cipher:
Name: ""
Last:
Packet:
Received: 0
Close:
In: 20
Secure: False
X509:
Certificate:
Verified: False
Queue:
Max:
Size: 0
Add:
Failures: 0
Flow:
Token: ""
Server 19856:
Socket:
Type: "SERV_TCP"
State: "INUSE"
ID:
Local: 150928
Global: 1
Buffer:
Input:
Length: 0
Output:
Length: 0
Local:
Address: "127.0.0.1:5060"
Remote:
Address: ""
Network:
Number: 1
Certificate:
Subject:
Name: ""
TLS:
Cipher:
Name: ""
Last:
Packet:
Received: 0
Close:
In: 20
Secure: False
X509:
Certificate:
Verified: False
Queue:
Max:
Size: 0

Add:
Failures: 0
Flow:
Token: ""
Server 19855:
Socket:
Type: "SERV_TLS"
State: "INUSE"
ID:
Local: 216463
Global: 2
Buffer:
Input:
Length: 0
Output:
Length: 0
Local:
Address: "127.0.0.1:5061"
Remote:
Address: ""
Network:
Number: 1
Certificate:
Subject:
Name: ""
TLS:
Cipher:
Name: ""
Last:
Packet:
Received: 0
Close:
In: 20
Secure: True
X509:
Certificate:
Verified: False
Queue:
Max:
Size: 0
Add:
Failures: 0
Flow:
Token: ""
Server 19854:
Socket:
Type: "SERV_UDP"
State: "INUSE"
ID:
Local: 281998
Global: 3
Buffer:
Input:
Length: 20000
Output:
Length: 20000
Local:
Address: "[::1]:5060"
Remote:
Address: ""
Network:
Number: 1
Certificate:
Subject:

Name: ""
TLS:
Cipher:
Name: ""
Last:
Packet:
Received: 0
Close:
In: 20
Secure: False
X509:
Certificate:
Verified: False
Queue:
Max:
Size: 0
Add:
Failures: 0
Flow:
Token: ""
Server 19853:
Socket:
Type: "SERV_TCP"
State: "INUSE"
ID:
Local: 347533
Global: 4
Buffer:
Input:
Length: 0
Output:
Length: 0
Local:
Address: "[::1]:5060"
Remote:
Address: ""
Network:
Number: 1
Certificate:
Subject:
Name: ""
TLS:
Cipher:
Name: ""
Last:
Packet:
Received: 0
Close:
In: 20
Secure: False
X509:
Certificate:
Verified: False
Queue:
Max:
Size: 0
Add:
Failures: 0
Flow:
Token: ""
Server 19852:
Socket:
Type: "SERV_TLS"
State: "INUSE"

ID:
 Local: 413068
 Global: 5
Buffer:
 Input:
 Length: 0
 Output:
 Length: 0
Local:
 Address: "[::1]:5061"
Remote:
 Address: ""
Network:
 Number: 1
Certificate:
 Subject:
 Name: ""
TLS:
 Cipher:
 Name: ""
Last:
 Packet:
 Received: 0
Close:
 In: 20
Secure: True
X509:
 Certificate:
 Verified: False
Queue:
 Max:
 Size: 0
 Add:
 Failures: 0
Flow:
 Token: ""
Server 19851:
Socket:
 Type: "SERV_TCP"
 State: "INUSE"
 ID:
 Local: 478603
 Global: 6
 Buffer:
 Input:
 Length: 0
 Output:
 Length: 0
Local:
 Address: "10.10.10.10:5060"
Remote:
 Address: ""
Network:
 Number: 2
Certificate:
 Subject:
 Name: ""
TLS:
 Cipher:
 Name: ""
Last:
 Packet:
 Received: 0
Close:

In: 20
Secure: False
X509:
Certificate:
Verified: False
Queue:
Max:
Size: 0
Add:
Failures: 0
Flow:
Token: ""
Server 19850:
Socket:
Type: "SERV_TLS"
State: "INUSE"
ID:
Local: 544138
Global: 7
Buffer:
Input:
Length: 0
Output:
Length: 0
Local:
Address: "10.10.10.10:5061"
Remote:
Address: ""
Network:
Number: 2
Certificate:
Subject:
Name: ""
TLS:
Cipher:
Name: ""
Last:
Packet:
Received: 0
Close:
In: 20
Secure: True
X509:
Certificate:
Verified: False
Queue:
Max:
Size: 0
Add:
Failures: 0
Flow:
Token: ""
Client 7747:
Socket:
Type: "TLS_OUTG"
State: "INUSE"
ID:
Local: 825433667
Global: 654
Buffer:
Input:
Length: 5120
Output:
Length: 20000

Local:
Address: "10.10.10.10:27573"
Remote:
Address: "10.10.10.102:7001"
Network:
Number: 2
Certificate:
Subject:
Name: ""
TLS:
Cipher:
Name: "DHE-RSA-AES256-SHA"
Last:
Packet:
Received: -1798628722
Close:
In: 900
Secure: True
X509:
Certificate:
Verified: False
Queue:
Max:
Size: 1
Add:
Failures: 0
Flow:
Token: ""

*s/end

*s H323:

Registration:
Status: Active
IPv4:
Address: "10.10.10.10:1719"
CallSignaling:
Status: Active
IPv4:
Address: "10.10.10.10:1720"
Assent:
CallSignaling:
Status: Inactive
H46018:
CallSignaling:
Status: Inactive

*s/end

*s Applications:

Presence:
UserAgent:
Status: Inactive
Presentity:
Count: 0
Server:
Subscriptions:
Count: 0
Max: 0
Expired: 0
Subscribers:
Count: 0
Max: 0
Status: Inactive
Presentities:
Count: 0

```
Max: 0
Publications:
Presentities:
  Count: 0
  Max: 0
ConferenceFactory:
  Status: Inactive
  NextAlias: ""
External 1:
  Status:
  ClusterStatus:
  ClusterState: "Disabled"
  LastUpdate:
  Time: "Time not set"
  SecondsSinceLastRefresh: "1403189939"
*s/end
```

```
*s FindMeManager: /
*s/end
```

```
*s TURN:
  Server:
  Status: Inactive
*s/end
```

```
*s Policy: /
*s/end
```

OK

xcommand xconfig

```
*c xConfiguration Login Remote Protocol: LDAP
*c xConfiguration Login Remote LDAP Server Address: ""
*c xConfiguration Login Remote LDAP Server FQDNResolution: AddressRecord
*c xConfiguration Login Remote LDAP Server Port: 389
```

```
*c xConfiguration Login Remote LDAP VCS BindUsername: ""
*c xConfiguration Login Remote LDAP VCS BindPassword: "{cipher}XXXXXXXXXX
XXXXXXXXXXXX"
*c xConfiguration Login Remote LDAP VCS BindDN: ""
*c xConfiguration Login Remote LDAP BaseDN Accounts: ""
*c xConfiguration Login Remote LDAP BaseDN Groups: ""
*c xConfiguration Login Remote LDAP Encryption: Off
*c xConfiguration Login Remote LDAP SASL: DIGEST-MD5
*c xConfiguration Login Remote LDAP CRLCheck: None
*c xConfiguration Login Remote LDAP DirectoryType: ActiveDirectory
*c xConfiguration SystemUnit Name: "VCS1-Control"
*c xConfiguration SystemUnit Maintenance Mode: Off
*c xConfiguration Option 1 Key: "116341X300-1-!!!!!!!"
*c xConfiguration Option 2 Key: "116341P00-1-!!!!!!!"
*c xConfiguration Option 3 Key: "116341G00-1-!!!!!!!"
*c xConfiguration Option 4 Key: "116341U00-1-!!!!!!!"
*c xConfiguration Option 5 Key: "116341C00-1-!!!!!!!"
*c xConfiguration Option 8 Key: "116341Y200-1-!!!!!!!"
*c xConfiguration Option 9 Key: "116341X200-1-!!!!!!!"
*c xConfiguration Ethernet 1 Speed: Auto
*c xConfiguration Ethernet 1 IP V4 Address: "10.10.10.10"
*c xConfiguration Ethernet 1 IP V4 SubnetMask: "255.255.255.0"
*c xConfiguration Ethernet 1 IP V6 Address: ""
*c xConfiguration Ethernet 2 Speed: Auto
*c xConfiguration Ethernet 2 IP V4 Address: "192.168.0.100"
*c xConfiguration Ethernet 2 IP V4 SubnetMask: "255.255.255.0"
*c xConfiguration Ethernet 2 IP V6 Address: ""
*c xConfiguration IPProtocol: IPv4
*c xConfiguration IP Gateway: "10.10.10.1"
*c xConfiguration IP QoS Mode: None
*c xConfiguration IP QoS Value: 0
*c xConfiguration IP V6 Gateway: ""
*c xConfiguration IP DNS Domain Name: "#####.local"
*c xConfiguration IP DNS Hostname: "VCS1-Control"
*c xConfiguration IP Ephemeral PortRange Start: 40000
*c xConfiguration IP Ephemeral PortRange End: 49999
*c xConfiguration IP RFC4821 Mode: Disabled
*c xConfiguration Administration Telnet Mode: Off
*c xConfiguration Administration SSH Mode: On
*c xConfiguration Administration HTTP Mode: On
*c xConfiguration Administration HTTPS Mode: On
*c xConfiguration Administration LCDPanel Mode: On
*c xConfiguration ExternalManager Address: "10.10.10.104"
*c xConfiguration ExternalManager Path: "tms/public/external/management/system
managementservice.asmx"
*c xConfiguration ExternalManager Protocol: HTTP
*c xConfiguration ExternalManager Server Certificate Verification Mode: On
*c xConfiguration Registration RestrictionPolicy Mode: None
*c xConfiguration Registration RestrictionPolicy Service Protocol: HTTP
*c xConfiguration Registration RestrictionPolicy Service TLS Verify Mode: On
*c xConfiguration Registration RestrictionPolicy Service TLS CRLCheck Mode: Off
*c xConfiguration Registration RestrictionPolicy Service Server 1 Address: ""
*c xConfiguration Registration RestrictionPolicy Service Server 2 Address: ""
*c xConfiguration Registration RestrictionPolicy Service Server 3 Address: ""
*c xConfiguration Registration RestrictionPolicy Service Path: ""
*c xConfiguration Registration RestrictionPolicy Service Status Path: "status"
*c xConfiguration Registration RestrictionPolicy Service UserName: ""
*c xConfiguration Registration RestrictionPolicy Service Password: "{cipher}
XXXXXXXXXXXXXXXXXXXXXXXXXXXX"
*c xConfiguration Registration RestrictionPolicy Service DefaultCPL: "<reject
status='504' reason='Registration Policy Unavailable'/>"
*c xConfiguration Alternates ConfigurationMaster: 1
*c xConfiguration Alternates Cluster Name: ""
*c xConfiguration Alternates Peer 1 Address: ""
```

```
*c xConfiguration Alternates Peer 2 Address: ""
*c xConfiguration Alternates Peer 3 Address: ""
*c xConfiguration Alternates Peer 4 Address: ""
*c xConfiguration Alternates Peer 5 Address: ""
*c xConfiguration Alternates Peer 6 Address: ""
*c xConfiguration Transform 1 Description: "Transform destination aliases to
URI format"
*c xConfiguration Transform 1 State: Enabled
*c xConfiguration Transform 1 Priority: 1
*c xConfiguration Transform 1 Pattern String: "([^\@]*)"
*c xConfiguration Transform 1 Pattern Type: Regex
*c xConfiguration Transform 1 Pattern Behavior: Replace
*c xConfiguration Transform 1 Pattern Replace: "\1@#####.local"
*c xConfiguration Call Loop Detection Mode: On
*c xConfiguration Call Routed Mode: Always
*c xConfiguration Call Services CallsToUnknownIPAddresses: Indirect
*c xConfiguration Call Services Fallback Alias: ""
*c xConfiguration H323 Mode: On
*c xConfiguration H323 Gatekeeper Registration UDP Port: 1719
*c xConfiguration H323 Gatekeeper Registration ConflictMode: Reject
*c xConfiguration H323 Gatekeeper CallSignaling TCP Port: 1720
*c xConfiguration H323 Gatekeeper CallSignaling PortRange Start: 15000
*c xConfiguration H323 Gatekeeper CallSignaling PortRange End: 19999
*c xConfiguration H323 Gatekeeper TimeToLive: 1800
*c xConfiguration H323 Gatekeeper CallTimeToLive: 120
*c xConfiguration H323 Gatekeeper AutoDiscovery Mode: On
*c xConfiguration H323 Gateway CallerId: ExcludePrefix
*c xConfiguration SIP Mode: On
*c xConfiguration SIP Domains Domain 1 Name: "#####.com"
*c xConfiguration SIP Domains Domain 2 Name: "#####.local"
*c xConfiguration SIP Routes Route 1 Method: "SUBSCRIBE"
*c xConfiguration SIP Routes Route 1 Request Line Pattern: ".*@(%localdomains%|
%ip%)"
*c xConfiguration SIP Routes Route 1 Header Name: "Event"
*c xConfiguration SIP Routes Route 1 Header Pattern: "(ua-profile|phonebook).*"
*c xConfiguration SIP Routes Route 1 Authenticated: Off
*c xConfiguration SIP Routes Route 1 Address: "127.0.0.1"
*c xConfiguration SIP Routes Route 1 Port: 22400
*c xConfiguration SIP Routes Route 1 Transport: TCP
*c xConfiguration SIP Routes Route 1 Tag: "Provisioning"
*c xConfiguration SIP Routes Route 2 Method: "INFO"
*c xConfiguration SIP Routes Route 2 Request Line Pattern: ".*@(%localdomains%|
%ip%)"
*c xConfiguration SIP Routes Route 2 Header Name: "Content-Type"
*c xConfiguration SIP Routes Route 2 Header Pattern: "application/tandberg-
phonebook\+xml"
*c xConfiguration SIP Routes Route 2 Authenticated: Off
*c xConfiguration SIP Routes Route 2 Address: "127.0.0.1"
*c xConfiguration SIP Routes Route 2 Port: 22400
*c xConfiguration SIP Routes Route 2 Transport: TCP
*c xConfiguration SIP Routes Route 2 Tag: "Phonebook"
*c xConfiguration SIP Registration Standard Refresh Strategy: Maximum
*c xConfiguration SIP Registration Standard Refresh Minimum: 45
*c xConfiguration SIP Registration Standard Refresh Maximum: 60
*c xConfiguration SIP Registration Outbound Refresh Strategy: Variable
*c xConfiguration SIP Registration Outbound Refresh Minimum: 300
*c xConfiguration SIP Registration Outbound Refresh Maximum: 3600
*c xConfiguration SIP Registration Outbound Flow Timer: 0
*c xConfiguration SIP Registration Proxy Mode: Off
*c xConfiguration SIP Registration Call Remove: No
*c xConfiguration SIP Session Refresh Value: 1800
*c xConfiguration SIP Session Refresh Minimum: 500
*c xConfiguration SIP UDP Mode: Off
*c xConfiguration SIP UDP Port: 5060
```

*c xConfiguration SIP TCP Mode: On
*c xConfiguration SIP TCP Port: 5060
*c xConfiguration SIP TCP Outbound Port Start: 25000
*c xConfiguration SIP TCP Outbound Port End: 29999
*c xConfiguration SIP TLS Mode: On
*c xConfiguration SIP TLS Port: 5061
*c xConfiguration SIP TLS Certificate Revocation Checking Mode: Off
*c xConfiguration SIP TLS Certificate Revocation Checking OCSP Mode: On
*c xConfiguration SIP TLS Certificate Revocation Checking CRL Mode: On
*c xConfiguration SIP TLS Certificate Revocation Checking CRL Network Fetch
Mode: On
*c xConfiguration SIP TLS Certificate Revocation Checking Source Inaccessibility
Behavior: Fail
*c xConfiguration SIP Require UDP BFCP Mode: On
*c xConfiguration SIP Require Duo Video Mode: On
*c xConfiguration SIP Authentication Retry Limit: 3
*c xConfiguration SIP Authentication NTLM Mode: Auto
*c xConfiguration SIP Authentication NTLM SA Lifetime: 28800
*c xConfiguration SIP Authentication NTLM SA Limit: 10000
*c xConfiguration SIP Authentication Digest Nonce ExpireDelta: 300
*c xConfiguration SIP Authentication Digest Nonce Maximum Use Count: 128
*c xConfiguration SIP Authentication Digest Nonce Limit: 10000
*c xConfiguration SIP Authentication Digest Nonce Length: 60
*c xConfiguration SIP GRUU Mode: On
*c xConfiguration SIP MediaRouting ICE Mode: Off
*c xConfiguration Interworking Mode: RegisteredOnly
*c xConfiguration Interworking Encryption Mode: Auto
*c xConfiguration Interworking Encryption Replay Protection Mode: Off
*c xConfiguration Interworking BFCP Compatibility Mode: Auto
*c xConfiguration Interworking Require Invite Header Mode: On
*c xConfiguration Traversal Media Port Start: 50000
*c xConfiguration Traversal Media Port End: 52399
*c xConfiguration Authentication UserName: ""
*c xConfiguration Authentication Password: "{cipher}XXXXXXXXXXXXXXXXXXXXXXXXXXXX"
*c xConfiguration Authentication LDAP AliasOrigin: LDAP
*c xConfiguration Authentication ADS ADDomain: ""
*c xConfiguration Authentication ADS Workgroup: ""
*c xConfiguration Authentication ADS MachinePassword Refresh: On
*c xConfiguration Authentication ADS SPNEGO: Enabled
*c xConfiguration Authentication ADS SecureChannel: Auto
*c xConfiguration Authentication ADS Encryption: TLS
*c xConfiguration Authentication ADS Mode: Off
*c xConfiguration Authentication ADS Clockskew: 300
*c xConfiguration Zones Policy Mode: SearchRules
*c xConfiguration Zones Policy SearchRules Rule 1 Name: "Local zone ? no domain"
*c xConfiguration Zones Policy SearchRules Rule 1 Description: "Search local
zone for H.323 devices (strip domain)"
*c xConfiguration Zones Policy SearchRules Rule 1 Priority: 48
*c xConfiguration Zones Policy SearchRules Rule 1 Protocol: Any
*c xConfiguration Zones Policy SearchRules Rule 1 Source Mode: Any
*c xConfiguration Zones Policy SearchRules Rule 1 Authentication: No
*c xConfiguration Zones Policy SearchRules Rule 1 Mode: AliasPatternMatch
*c xConfiguration Zones Policy SearchRules Rule 1 Pattern Type: Regex
*c xConfiguration Zones Policy SearchRules Rule 1 Pattern String: "(.+
@#####.local.*"
*c xConfiguration Zones Policy SearchRules Rule 1 Pattern Behavior: Replace
*c xConfiguration Zones Policy SearchRules Rule 1 Pattern Replace: "\\1"
*c xConfiguration Zones Policy SearchRules Rule 1 Progress: Continue
*c xConfiguration Zones Policy SearchRules Rule 1 Target Type: Zone
*c xConfiguration Zones Policy SearchRules Rule 1 Target Name: "LocalZone"
*c xConfiguration Zones Policy SearchRules Rule 1 State: Enabled
*c xConfiguration Zones Policy SearchRules Rule 2 Name: "Local zone ? full URI"
*c xConfiguration Zones Policy SearchRules Rule 2 Description: "Search local
zone for SIP and H.323 devices with a domain"

```

*c xConfiguration Zones Policy SearchRules Rule 2 Priority: 51
*c xConfiguration Zones Policy SearchRules Rule 2 Protocol: Any
*c xConfiguration Zones Policy SearchRules Rule 2 Source Mode: Any
*c xConfiguration Zones Policy SearchRules Rule 2 Authentication: No
*c xConfiguration Zones Policy SearchRules Rule 2 Mode: AliasPatternMatch
*c xConfiguration Zones Policy SearchRules Rule 2 Pattern Type: Regex
*c xConfiguration Zones Policy SearchRules Rule 2 Pattern String: "(.+
@#####.local.*"
*c xConfiguration Zones Policy SearchRules Rule 2 Pattern Behavior: Leave
*c xConfiguration Zones Policy SearchRules Rule 2 Pattern Replace: ""
*c xConfiguration Zones Policy SearchRules Rule 2 Progress: Continue
*c xConfiguration Zones Policy SearchRules Rule 2 Target Type: Zone
*c xConfiguration Zones Policy SearchRules Rule 2 Target Name: "LocalZone"
*c xConfiguration Zones Policy SearchRules Rule 2 State: Enabled
*c xConfiguration Zones Policy SearchRules Rule 3 Name: "Traversal zone search rule"
*c xConfiguration Zones Policy SearchRules Rule 3 Description: "Search traversal
zone (Cisco VCS Expressway) "
*c xConfiguration Zones Policy SearchRules Rule 3 Priority: 100
*c xConfiguration Zones Policy SearchRules Rule 3 Protocol: Any
*c xConfiguration Zones Policy SearchRules Rule 3 Source Mode: Any
*c xConfiguration Zones Policy SearchRules Rule 3 Authentication: No
*c xConfiguration Zones Policy SearchRules Rule 3 Mode: AnyAlias
*c xConfiguration Zones Policy SearchRules Rule 3 Progress: Continue
*c xConfiguration Zones Policy SearchRules Rule 3 Target Type: Zone
*c xConfiguration Zones Policy SearchRules Rule 3 Target Name: "TraversalZone"
*c xConfiguration Zones Policy SearchRules Rule 3 State: Enabled
*c xConfiguration Zones Policy SearchRules Rule 4 Name: "External IP address
search rule"
*c xConfiguration Zones Policy SearchRules Rule 4 Description: "Route external
IP address"
*c xConfiguration Zones Policy SearchRules Rule 4 Priority: 100
*c xConfiguration Zones Policy SearchRules Rule 4 Protocol: Any
*c xConfiguration Zones Policy SearchRules Rule 4 Source Mode: Any
*c xConfiguration Zones Policy SearchRules Rule 4 Authentication: No
*c xConfiguration Zones Policy SearchRules Rule 4 Mode: AnyIPAddress
*c xConfiguration Zones Policy SearchRules Rule 4 Progress: Continue
*c xConfiguration Zones Policy SearchRules Rule 4 Target Type: Zone
*c xConfiguration Zones Policy SearchRules Rule 4 Target Name: "TraversalZone"
*c xConfiguration Zones Policy SearchRules Rule 4 State: Enabled
*c xConfiguration Zones Policy SearchRules Rule 5 Name: "LocalZoneMatch"
*c xConfiguration Zones Policy SearchRules Rule 5 Description: "Default rule:
queries the Local Zone for any alias"
*c xConfiguration Zones Policy SearchRules Rule 5 Priority: 50
*c xConfiguration Zones Policy SearchRules Rule 5 Protocol: Any
*c xConfiguration Zones Policy SearchRules Rule 5 Source Mode: Any
*c xConfiguration Zones Policy SearchRules Rule 5 Authentication: No
*c xConfiguration Zones Policy SearchRules Rule 5 Mode: AnyAlias
*c xConfiguration Zones Policy SearchRules Rule 5 Progress: Continue
*c xConfiguration Zones Policy SearchRules Rule 5 Target Type: Zone
*c xConfiguration Zones Policy SearchRules Rule 5 Target Name: "LocalZone"
*c xConfiguration Zones Policy SearchRules Rule 5 State: Enabled
*c xConfiguration Zones DefaultZone Authentication Mode: DoNotCheckCredentials
*c xConfiguration Zones DefaultZone SIP Record Route Address Type: IP
*c xConfiguration Zones DefaultZone SIP TLS Verify Mode: Off
*c xConfiguration Zones DefaultZone SIP Media Encryption Mode: Auto
*c xConfiguration Zones LocalZone DefaultSubZone SIP Media Encryption Mode: Auto
*c xConfiguration Zones LocalZone DefaultSubZone Authentication Mode:
DoNotCheckCredentials
*c xConfiguration Zones LocalZone DefaultSubZone Registrations: Allow
*c xConfiguration Zones LocalZone DefaultSubZone Bandwidth Total Mode: Unlimited
*c xConfiguration Zones LocalZone DefaultSubZone Bandwidth PerCall Inter Mode:
Unlimited
*c xConfiguration Zones LocalZone DefaultSubZone Bandwidth PerCall Intra Mode:
Unlimited

```



```
*c xConfiguration Zones LocalZone TraversalSubZone Bandwidth Total Mode: Unlimited
*c xConfiguration Zones LocalZone TraversalSubZone Bandwidth PerCall Mode:
Unlimited
*c xConfiguration Zones LocalZone SIP Record Route Address Type: IP
*c xConfiguration Zones Zone 1 Name: "TraversalZone"
*c xConfiguration Zones Zone 1 HopCount: 15
*c xConfiguration Zones Zone 1 H323 Mode: On
*c xConfiguration Zones Zone 1 SIP Mode: On
*c xConfiguration Zones Zone 1 Type: TraversalClient
*c xConfiguration Zones Zone 1 TraversalClient Authentication Mode: DoNot
CheckCredentials
*c xConfiguration Zones Zone 1 TraversalClient Authentication UserName:
"#####auth"
*c xConfiguration Zones Zone 1 TraversalClient Authentication Password:
"{cipher}XXXXXXXXXXXXXXXXXXXXXXXXXXXXXXXXXXXX"
*c xConfiguration Zones Zone 1 TraversalClient Registrations: Allow
*c xConfiguration Zones Zone 1 TraversalClient H323 Protocol: Assent
*c xConfiguration Zones Zone 1 TraversalClient H323 Port: 6001
*c xConfiguration Zones Zone 1 TraversalClient SIP Protocol: Assent
*c xConfiguration Zones Zone 1 TraversalClient SIP Port: 7001
*c xConfiguration Zones Zone 1 TraversalClient SIP Transport: TLS
*c xConfiguration Zones Zone 1 TraversalClient SIP TLS Verify Mode: Off
*c xConfiguration Zones Zone 1 TraversalClient SIP Poison Mode: Off
*c xConfiguration Zones Zone 1 TraversalClient SIP Media Encryption Mode: Auto
*c xConfiguration Zones Zone 1 TraversalClient RetryInterval: 120
*c xConfiguration Zones Zone 1 TraversalClient Peer 1 Address: "10.10.10.102"
*c xConfiguration Zones Zone 1 TraversalClient Peer 2 Address: ""
*c xConfiguration Zones Zone 1 TraversalClient Peer 3 Address: ""
*c xConfiguration Zones Zone 1 TraversalClient Peer 4 Address: ""
*c xConfiguration Zones Zone 1 TraversalClient Peer 5 Address: ""
*c xConfiguration Zones Zone 1 TraversalClient Peer 6 Address: ""
*c xConfiguration Bandwidth Default: 384
*c xConfiguration Bandwidth Downspeed PerCall Mode: On
*c xConfiguration Bandwidth Downspeed Total Mode: On
*c xConfiguration Bandwidth Link 1 Name: "DefaultSZtoTraversalSZ"
*c xConfiguration Bandwidth Link 1 Node1 Name: "DefaultSubZone"
*c xConfiguration Bandwidth Link 1 Node2 Name: "TraversalSubZone"
*c xConfiguration Bandwidth Link 1 Pipe1 Name: ""
*c xConfiguration Bandwidth Link 1 Pipe2 Name: ""
*c xConfiguration Bandwidth Link 2 Name: "DefaultSZtoDefaultZ"
*c xConfiguration Bandwidth Link 2 Node1 Name: "DefaultSubZone"
*c xConfiguration Bandwidth Link 2 Node2 Name: "DefaultZone"
*c xConfiguration Bandwidth Link 2 Pipe1 Name: ""
*c xConfiguration Bandwidth Link 2 Pipe2 Name: ""
*c xConfiguration Bandwidth Link 3 Name: "DefaultSZtoClusterSZ"
*c xConfiguration Bandwidth Link 3 Node1 Name: "DefaultSubZone"
*c xConfiguration Bandwidth Link 3 Node2 Name: "ClusterSubZone"
*c xConfiguration Bandwidth Link 3 Pipe1 Name: ""
*c xConfiguration Bandwidth Link 3 Pipe2 Name: ""
*c xConfiguration Bandwidth Link 4 Name: "TraversalSZtoDefaultZ"
*c xConfiguration Bandwidth Link 4 Node1 Name: "TraversalSubZone"
*c xConfiguration Bandwidth Link 4 Node2 Name: "DefaultZone"
*c xConfiguration Bandwidth Link 4 Pipe1 Name: ""
*c xConfiguration Bandwidth Link 4 Pipe2 Name: ""
*c xConfiguration Bandwidth Link 5 Name: "Zone001ToTraversalSZ"
*c xConfiguration Bandwidth Link 5 Node1 Name: "TraversalZone"
*c xConfiguration Bandwidth Link 5 Node2 Name: "TraversalSubZone"
*c xConfiguration Bandwidth Link 5 Pipe1 Name: ""
*c xConfiguration Bandwidth Link 5 Pipe2 Name: ""
*c xConfiguration Policy AdministratorPolicy Mode: Off
*c xConfiguration Policy AdministratorPolicy Service Protocol: HTTP
*c xConfiguration Policy AdministratorPolicy Service TLS Verify Mode: On
*c xConfiguration Policy AdministratorPolicy Service TLS CRLCheck Mode: Off
*c xConfiguration Policy AdministratorPolicy Service Server 1 Address: ""
```

```
*c xConfiguration Policy AdministratorPolicy Service Server 2 Address: ""
*c xConfiguration Policy AdministratorPolicy Service Server 3 Address: ""
*c xConfiguration Policy AdministratorPolicy Service Path: ""
*c xConfiguration Policy AdministratorPolicy Service Status Path: "status"
*c xConfiguration Policy AdministratorPolicy Service UserName: ""
*c xConfiguration Policy AdministratorPolicy Service Password: "{cipher}
XXXXXXXXXXXXXXXXXXXXXXXXXXXXXXXXXXXXXXXXXXXX"
*c xConfiguration Policy AdministratorPolicy Service DefaultCPL: "<reject
status='504' reason='Admin Policy Unavailable'/>"
*c xConfiguration Policy FindMe Mode: Off
*c xConfiguration Policy FindMe CallerId: IncomingID
*c xConfiguration Policy FindMe UserDeviceRestriction: Off
*c xConfiguration Applications ConferenceFactory Mode: Off
*c xConfiguration Applications ConferenceFactory Alias: ""
*c xConfiguration Applications ConferenceFactory Template: ""
*c xConfiguration Applications ConferenceFactory Range Start: 1
*c xConfiguration Applications ConferenceFactory Range End: 65535
*c xConfiguration Applications OCS Relay Mode: Off
*c xConfiguration Applications OCS Relay OCS Domain: ""
*c xConfiguration Applications OCS Relay OCS Routing Prefix: "ocs"
*c xConfiguration Applications Presence Server Mode: Off
*c xConfiguration Applications Presence Server Publication ExpireDelta: 1800
*c xConfiguration Applications Presence Server Subscription ExpireDelta: 3600
*c xConfiguration Applications Presence User Agent Mode: Off
*c xConfiguration Applications Presence User Agent ExpireDelta: 3600
*c xConfiguration Applications Presence User Agent RetryDelta: 1800
*c xConfiguration Applications Presence User Agent Presentity Idle Status: Online
*c xConfiguration ResourceUsage Warning Activation Level: 90
*c xConfiguration Services AdvancedMediaGateway Zone Name: ""
*c xConfiguration Services AdvancedMediaGateway Policy Mode: Off

OK
exit
Bye!
```

疑難排解

以下是您可能會遇到的三個最常見問題：

- **串列電纜使用不正確或故障。** 確保使用裝置隨附的電纜。
- **無法識別的字元顯示在控制檯螢幕上。** 這表示波特率設定不正確。波特率基於兩個的倍數，因此您可以根據需要將值加一倍或減半，直到找到正確的設定。在這種情況下，正確的設定應為 115,200。
- **您無法連線到終端模擬軟體。** 除了佈線問題，此問題通常是由以下問題之一導致的：

您嘗試通過Telnet或SSH進行連線，使用串列連線時，必須將連線型別更改為串列。

您使用的COM埠不正確。要查詢您的PC使用基於USB的串列連線的COM埠，請導航到**控制面板>裝置管理器**，然後按一下埠。在此視窗中，您可以驗證分配給USB串列裝置的COM埠。

您沒有安裝串列裝置的驅動程式。如果是這種情況，您必須找到並安裝它們。

- **您無法通過SSH連線到裝置。** 除了佈線問題，此問題通常是由以下問題之一導致的：

您嘗試通過SSH連線，但由於網路連線問題而無法到達裝置。糾正網路連線問題。或者，可能沒有為裝置啟用SSH。通過Web/HTTP/HTTPS連線到裝置，並確保在 **Configuration>SystemConfiguration>Network Services** 下啟用了SSH訪問。

您沒有從裝置快取的Rivest-Shamir-Addleman(RSA)金鑰。通常，系統會提示您接受RSA金鑰。務必接受金鑰。

由於使用者名稱和密碼不正確，登入失敗。確保為裝置使用正確的使用者名稱和密碼。