

# 適用於RV260路由器的Webroot訂閱

## 目標

本文詳細介紹購買RV260路由器的Webroot訂閱。

## 適用裝置 | 韌體版本

- RV260系列路由器 | 1.0.01.01

## 簡介

Webroot為您的網路提供網路過濾選項，允許您查詢URL並檢視其內容類別、信譽分數和狀態。還可以設定策略以允許或阻止網路中的特定流量。

Web過濾有助於確保網路安全，並可讓使用者保持專注和高工作效率。如果您想看到有關網路過濾的影片，請檢視[Cisco Tech Talk:RV260路由器上的網路過濾](#)。

您的RV260附帶Webroot的免費一年試用版。無論您是否已開啟該功能，試用版均在您開始使用路由器的當天開始。如果您在路由器首次上市時購買了RV260，您甚至可以免費獲得超過一年的訪問時間，您真是幸運！正如他們所說的那樣，所有好事都必須結束，您的免費訂閱將過期。這將導致網路過濾停止工作。如果在啟用Web篩選時未提交有效的電子郵件地址，Webroot無法通知您即將到期的消息。

可能會發生過期，但別擔心，只要您運行的是最新版本的韌體，您就可以簡單地購買新的Webroot訂閱。如果您知道您運行的是最新版本的韌體並且已準備好購買訂閱，[則可以直接跳至I'm ready to renew my Webroot subscription!](#)一節。

另一方面，您可能有以下一些問題，讓我們回答它們！

## 目錄

- [這怎麼適用於我？](#)
- [如何檢查我的過期時間？](#)
- [如何檢查路由器上的韌體版本？](#)
- [為什麼需要最新版本的韌體？](#)
- [我已準備好續訂Webroot訂閱！](#)

## 這怎麼適用於我？

**已擁有9個月：**在韌體版本1.0.01.01發佈（2020年9月）後，您有90天的時間來續訂該訂購。

**擁有時間不到9個月：**貴機構將擁有有效的訂閱，直到貴機構年滿。此時，您需要續訂訂閱。

**新所有者：**從路由器啟用起，您將有一年的時間需要續訂訂購。

## 如何檢查我的過期時間？

### 步驟1

登入到RV260的Web使用者介面(UI)。輸入您的**使用者名**和**密碼**。按一下「**Login**」。



## Router

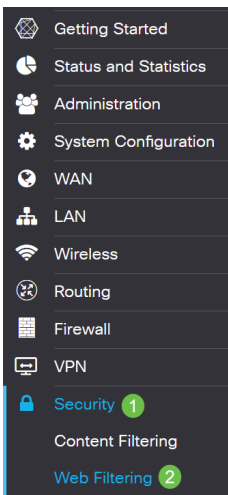
- 
- 

English ▼

3

### 步驟2

導覽至Security > Web Filtering。



### 步驟3

您將在此頁上看到到期日期。

RV260W-RV260 cisco(admin) English ▼

---

Web Filtering Powered by Webroot®

Protect users from web-based threats by enabling your Web Filtering Subscription powered by Webroot®. Web filtering protects users from malicious web pages, including phishing and malware sites, restricts access to inappropriate content and keeps users in compliance with security policies. Learn more [here](#).

Web Filtering:  On  Off

Subscription Management

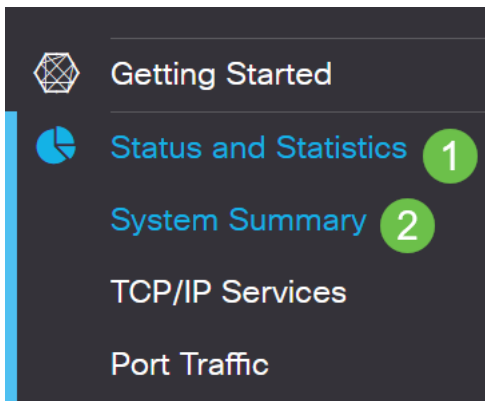
Expiration Date: 2021-8-16 23:59:59 UTC  Clicking this button will open a new page to renew through Webroot.

Email Address:   If you have previously provided an email address, no further action is necessary.

## 如何檢查路由器上的韌體版本？

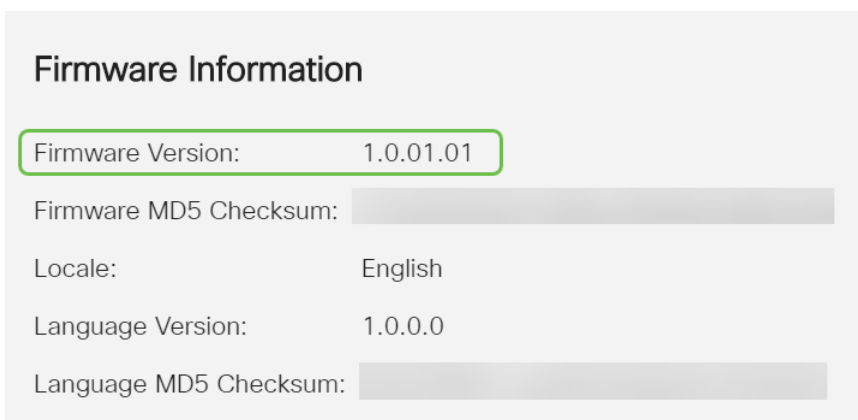
### 步驟1

如果您不確定當前上傳的韌體版本，請導航至**Status and Statistics > System Summary**。



## 步驟2

此處應列出韌體版本。



## 為什麼需要最新版本的韌體？

如果沒有韌體版本1.0.01.01或更高版本，則無法續訂訂閱。如果需要升級，請[在此處下載韌體](#)。有關逐步說明，請檢視[RV160x和RV260x路由器上的升級韌體](#)。

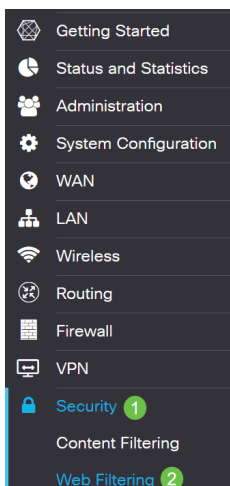
## 我已準備好續訂Webroot訂閱！

### 步驟1

要購買Webroot訂閱，您需要在RV260上具有Internet連線。如果您要確認這一點，可以執行診斷測試。如果您需要這些步驟的協助，請檢視[RV160和RV260上的Ping、Traceroute和DNS查詢](#)。

### 步驟2

一旦您知道已連線到Internet，請導航至**Security > Web Filtering**。



## 步驟2

1. 開啟網路過濾。
2. 輸入電子郵件地址。
3. 選擇Submit。
4. 按一下「Apply」。
5. 選擇Renew Subscription。

Web Filtering Powered by Webroot®

Protect users from web-based threats by enabling your Web Filtering Subscription powered by Webroot®. Web filtering protects users from malicious web pages, including phishing and malware sites, restricts access to inappropriate content and keeps users in compliance with security policies. Learn more [here](#).

Web Filtering:  On  Off

Subscription Management

Expiration Date: -- [Renew Subscription](#) Clicking this button will open a new page to renew through Webroot.

Email Address:  [Submit](#) If you have previously provided an email address, no further action is necessary.

## 步驟3

您將重定向到Webroot訂閱續訂頁面。本頁上的資訊可能因您所在的位置而異。將由Webroot 1年期訂閱支援的Cisco RV260 Web Filtering新增到購物車。完成購買。

WEBROOT®  
an opennet company

Easy One-Page Checkout

Your cart

Quantity		Price
1	<b>Cisco RV260 Web Filtering powered by Webroot 1 Year Subscription</b> <small>Threats on the Internet are constantly evolving. That's why your Cisco RV260 uses Web Filtering powered by Webroot® Platform for near real-time, highly accurate visibility into the vast Internet threat landscape.</small> <small>Web Web Filtering enabled on your Cisco RV260, you can:</small> <ul style="list-style-type: none"><li>• Protect users from malicious web pages, including phishing and malware sites</li><li>• Keep users in compliance with company policies</li><li>• Restrict users from accessing inappropriate content</li></ul> <small>For more information about the Webroot® Platform, click here.</small>	\$24.99

**Add a second year of protection for only \$20.00** [UPGRADE NOW](#)

Sub Total	\$24.99
Tax	\$0.00
<b>Total</b>	<b>\$24.99</b>

Your order code is SCMD00525103.  
Have questions or prefer to place your order over the phone?  
Our award-winning, US-based sales team is available Monday-Friday, 7:00 AM to 6:00 PM MST. Call us at 1-800-870-8102.

Billing address

The customer information provided must be exactly as it appears on your credit card statement. Download Instructions will be sent to this email address.

\* Email Address  
\* First Name \* Last Name  
\* Select Company Type  
\* Company Name  
\* Address  
United States \* City  
\* Select State \* Postal Code

By clicking this button, I have read and I agree to the terms of the applicable agreement or agreements set forth in the Webroot® Service Terms and Conditions for the Webroot services set forth in this order.

Payment options

VISA  MasterCard  PayPal

\* Credit card number

## 步驟4

您將收到購買確認。

WEBROOT®  
an opennet company

Billing Information Payment Information Order Receipt

# Thank you for your purchase!

Call Us: 1-866-350-6089

Next Steps:

In order to keep all your digital gear safe and secure, follow the Next Steps in the section below.

Thank you for renewing your Web Filtering powered by Webroot® subscription.

Your router serial number is: DN

Your traffic is not yet protected! Make sure to turn on Web Filtering from your router management

BBB ACCREDITED BUSINESS A+ [Get Next Order](#)

## 步驟5

向下滾動檢視Webroot許可的支援編號和自動訂閱續訂的退出連結。您還會收到一封包含相同資訊的電子郵件。

### Uninterrupted Protection - Automatic Renewal Service

Webroot Inc. will conveniently protect your devices from ongoing security threats by, seven days prior to the end of your initial subscription term, automatically renewing your subscription for an additional year at the then-current applicable subscription price, which may be higher than the price shown above (plus applicable taxes), excluding any promotional or discount pricing available at the time of the renewal. For customers using our business products, the price will be reflective of your current usage. Thereafter, your subscription will renew annually. You authorize Webroot to use the contact and billing information you provide to automatically renew your subscription. You're always in control as you will be notified by e-mail before the expiration of your subscription of the upcoming renewal, and at that time you will be provided with a reminder of your cancellation options.

If you do not want your subscription to be automatically renewed, you may discontinue this service at any time. For more information, or to opt-out of the automatic renewal service, visit:  
[WiFi Security product opt-out](#)  
For all other products: [www.webroot.com/us/en/auto-renewal-optout-cisco](http://www.webroot.com/us/en/auto-renewal-optout-cisco)

### Join the Community

Webroot has created the best collection of shared knowledge on internet security. Join us through one of these social networks, or on the [Webroot Community forum](#).



Thanks again. Please feel free to contact us if there's anything else we can do to support your ongoing need for enhanced privacy, performance, and peace of mind.

[Webroot Support](#)

Consumer Sales: 1-866-350-6089 or 720-842-3702 | Business Sales: 1-800-870-8102

## 步驟6

刷新RV260上的頁面。訂閱的到期日期將更改。

## 結論

有了它，您就可以設定網路過濾以適應您的業務。好好享受！

如果您想瞭解有關Webroot的更多資訊，請參閱[RV260 Webroot訂閱常見問題](#)文章。