

配置CUAC高级服务器的日志记录路径

目录

[简介](#)

[先决条件](#)

[要求](#)

[使用的组件](#)

[如何更改日志记录位置](#)

[SRV日志记录\(ICD.log\)](#)

[Web管理员日志记录](#)

[LDAP日志记录\(ldaptrace/ldapwarning.log\)](#)

[CUPS日志记录\(cupsplugin.log\)](#)

[CTI服务器\(ctiserverlog\)](#)

[验证](#)

[故障排除](#)

[相关的思科支持社区讨论](#)

Cisco Unified Attendant Console Advanced(CUAC)C:\Program Files (x86)\Cisco\Logging

Cisco

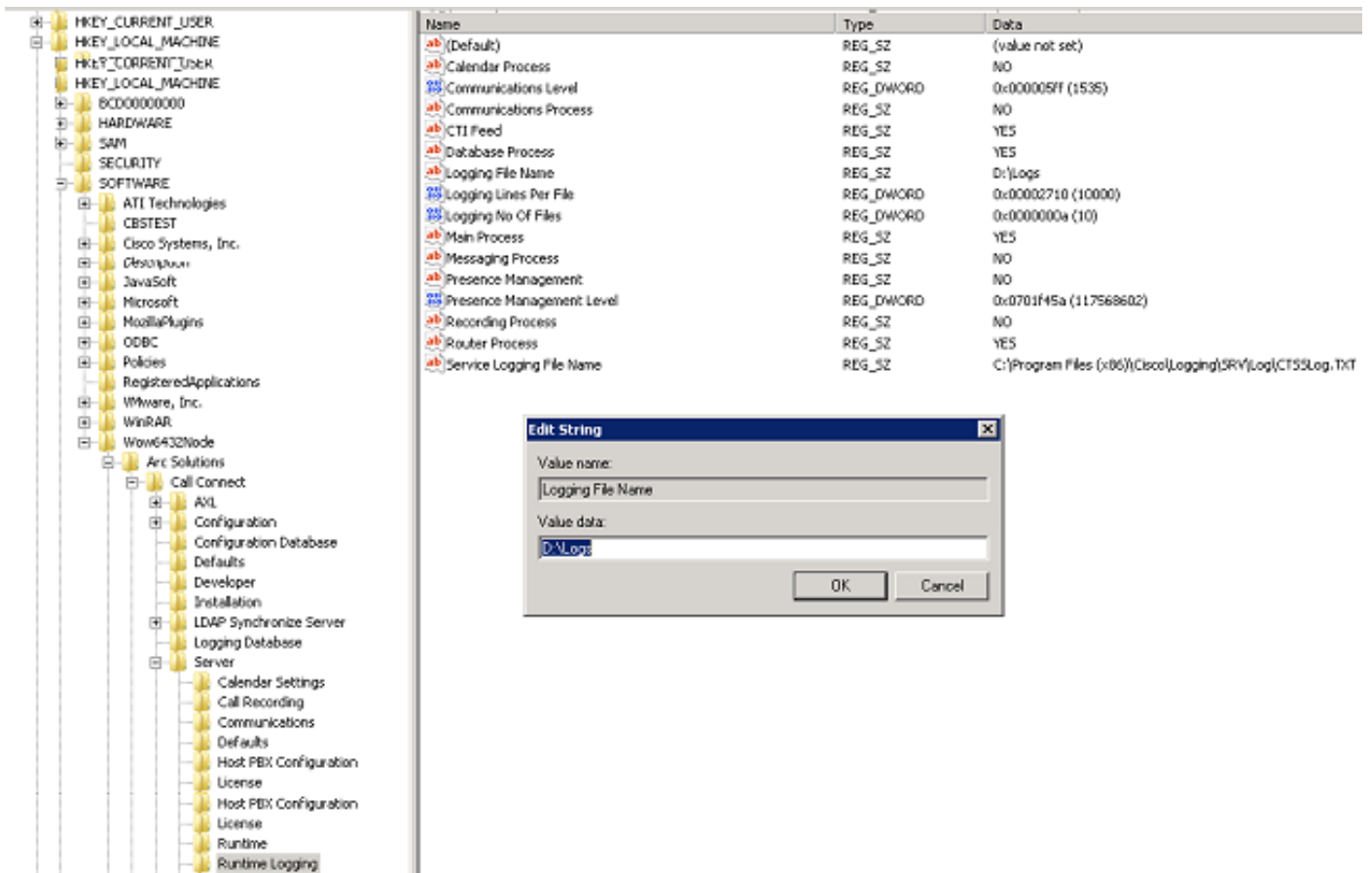
- CUAC
- Microsoft Windows 2008 Server

- CUAC 10.x
- Microsoft Windows 2008 Server

SRV(ICD.log)

1.

Computer\HKEY_LOCAL_MACHINE\SOFTWARE\Wow6432Node\Arc Solutions\Call Connect\Server\Runtime Logging

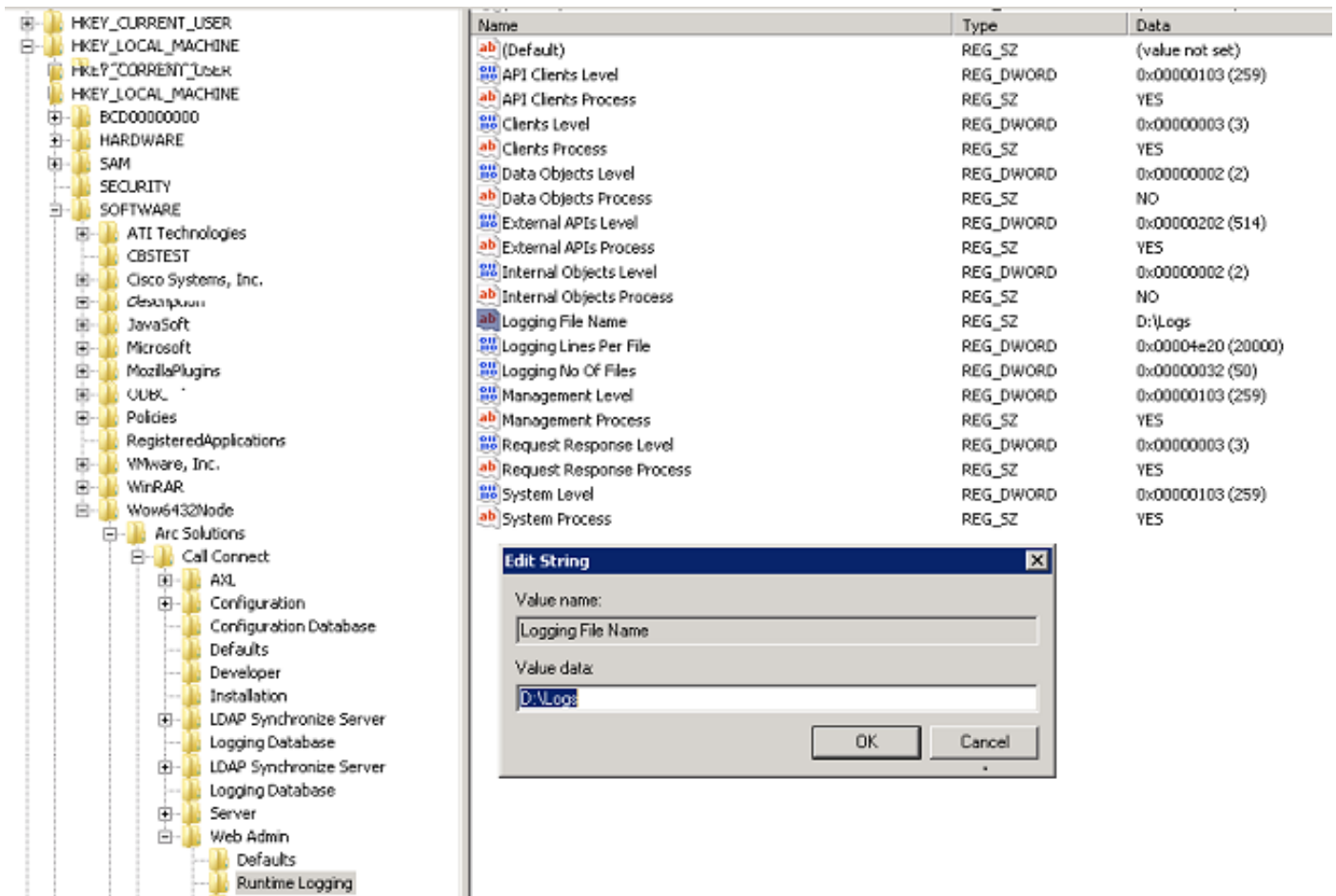


2.™

Web

1.

Computer\HKEY_LOCAL_MACHINE\SOFTWARE\Wow6432Node\Arc Solutions\Call Connect\Web Admin\Runtime Logging

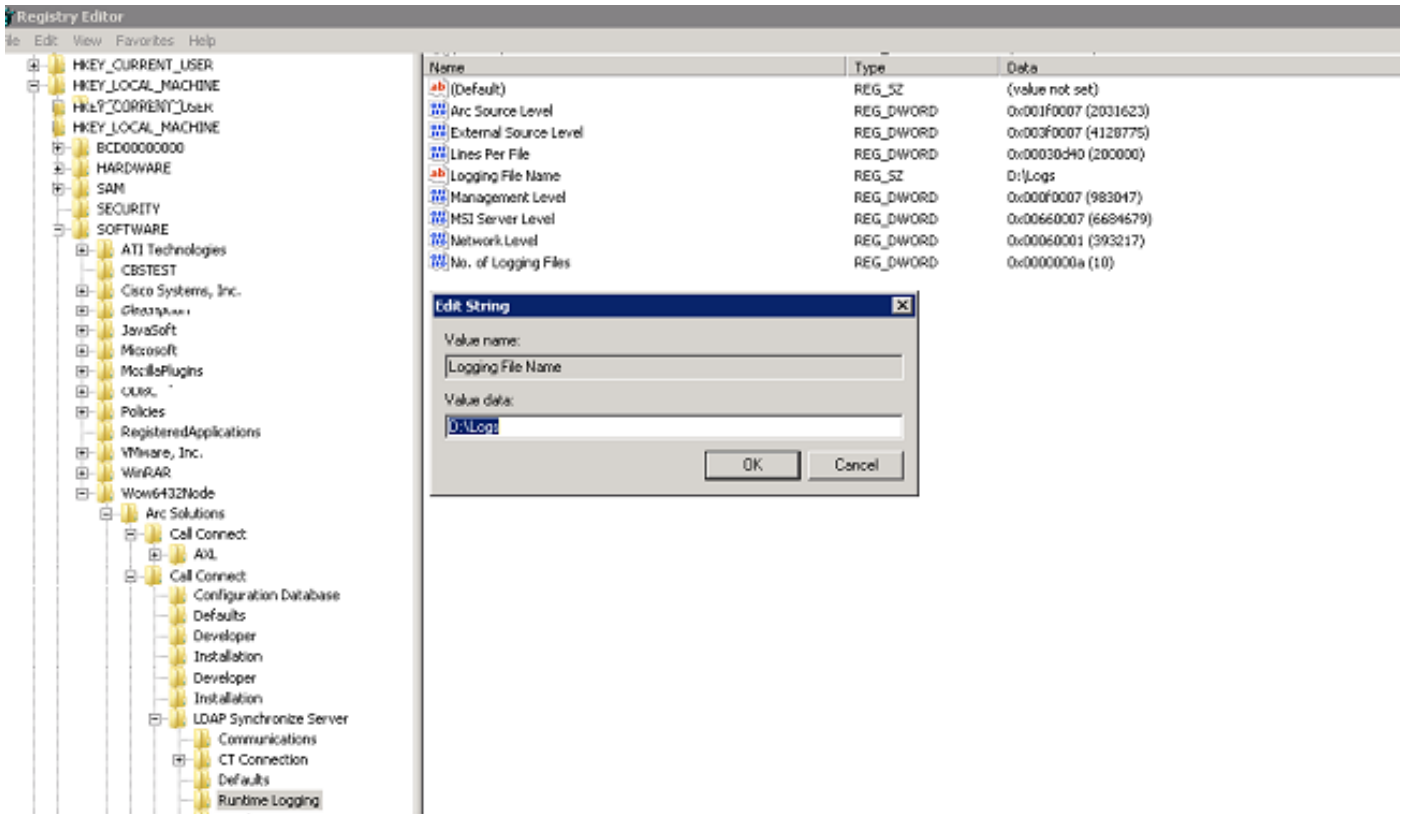


2.

LDAP(ldaptrace/ldapwarning.log)

1. 在注册表编辑器中导航至指定位置。

Computer\HKEY_LOCAL_MACHINE\SOFTWARE\Wow6432Node\Arc Solutions\Call Connect\LDAP Synchronize Server\Runtime Logging

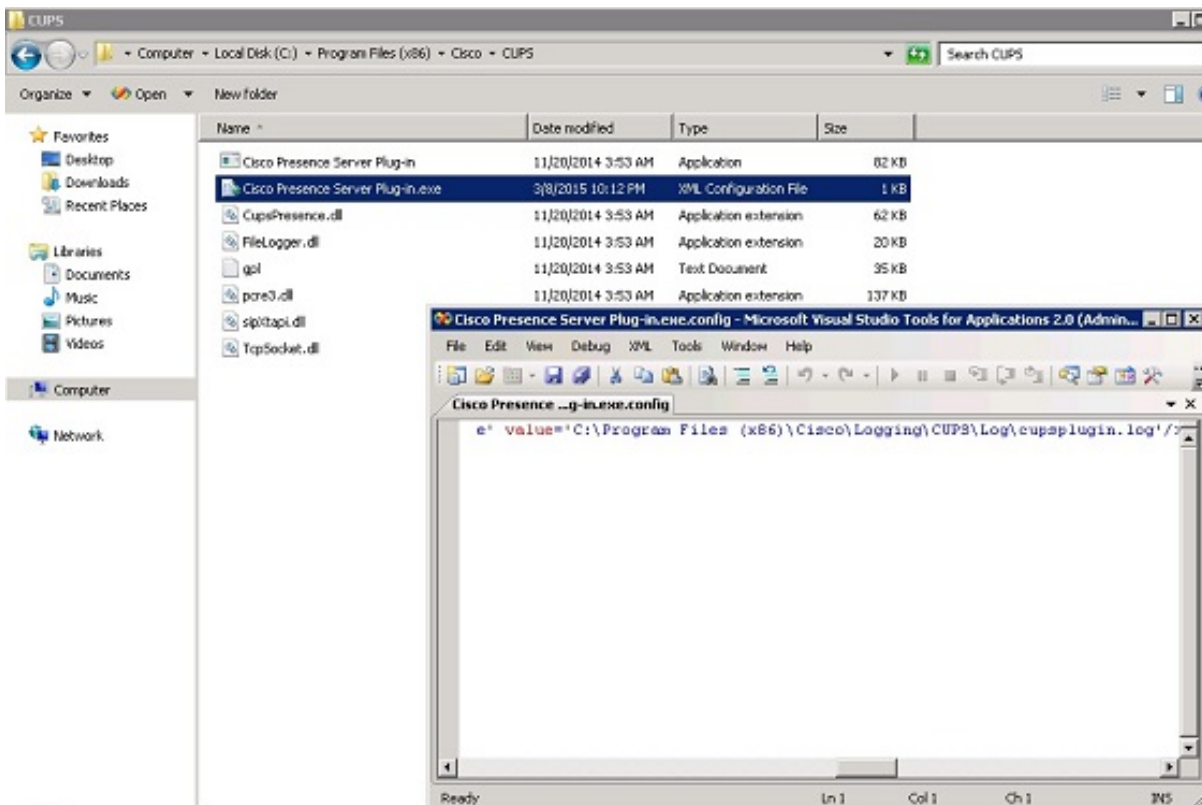


2.”

CUPS(cupsplugin.log)

C:\Program Files (x86)\Cisco\CUPS

1.Cisco Presence Server.exeXML

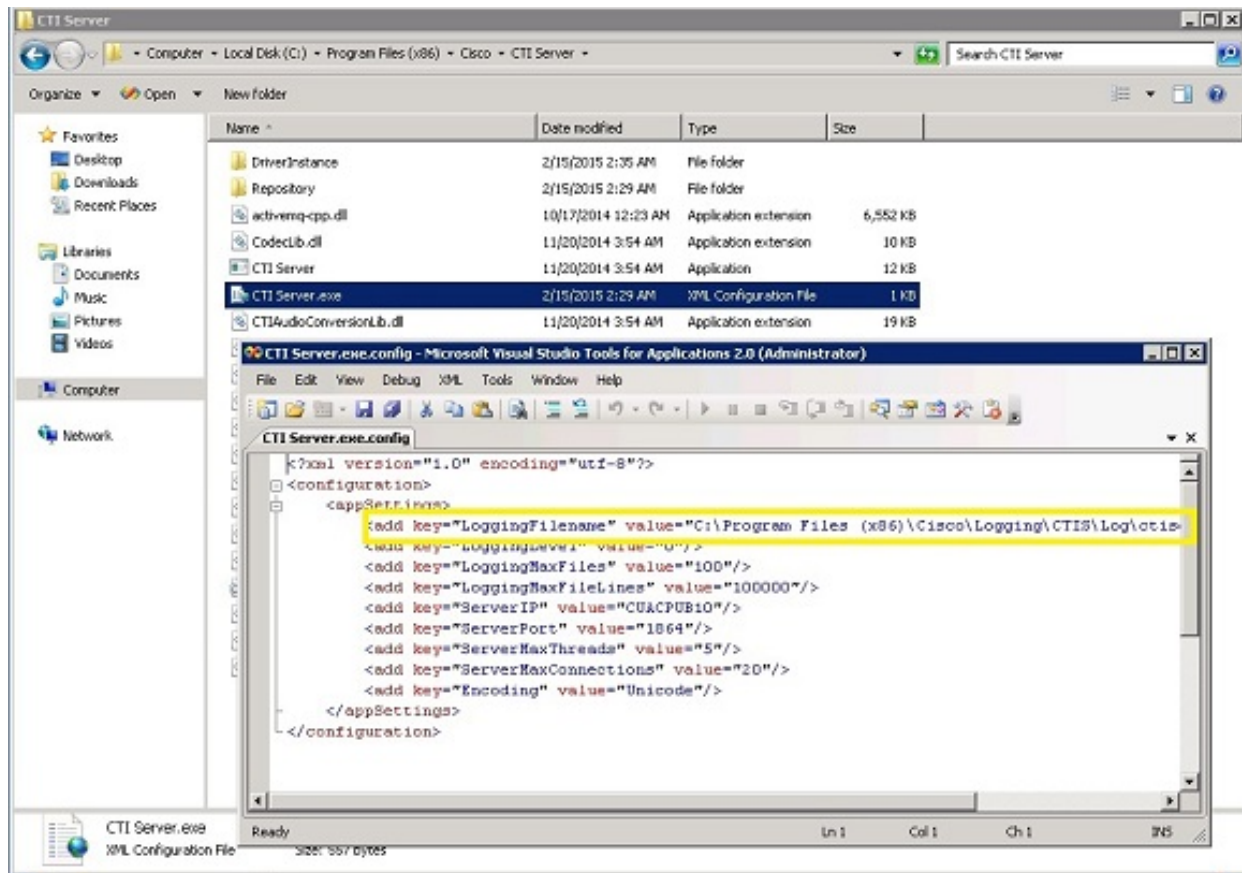


2. XML

CTI(ctiserverlog)

C:\Program Files (x86)\Cisco\CUPS

1. CTI Server.exeXML



The screenshot shows a Windows Explorer window titled "CTI Server" with the address bar set to "C:\Program Files (x86)\Cisco\CTI Server". The file list includes folders like "DriverInstance" and "Repository", and files like "acthmq-cpp.dll", "CodeLib.dll", "CTI Server", "CTI Server.exe", and "CTIAudioConversionLib.dll".

Overlaid on the Explorer is a window titled "CTI Server.exe.config - Microsoft Visual Studio Tools for Applications 2.0 (Administrator)". The XML content is as follows:

```
<?xml version="1.0" encoding="utf-8"?>
<configuration>
  <appSettings>
    <add key="LoggingFilename" value="C:\Program Files (x86)\Cisco\Logging\CTIS\Log\ctis-
    <add key="LoggingServer" value="0"/>
    <add key="LoggingMaxFiles" value="100"/>
    <add key="LoggingMaxFileLines" value="100000"/>
    <add key="ServerIP" value="CUACPUB10"/>
    <add key="ServerPort" value="1864"/>
    <add key="ServerMaxThreads" value="5"/>
    <add key="ServerMaxConnections" value="20"/>
    <add key="Encoding" value="Unicode"/>
  </appSettings>
</configuration>
```

2.XML