

从UCS中心升级UCS固件

目录

[简介](#)

[使用的组件](#)

[配置](#)

[步骤](#)

简介

本文档介绍从UCS中心升级单个域的步骤。

以前，用户按域组安排基础设施固件更新。Cisco UCS Central 1.5版已更改该功能。现在，您可以使用维护组和标记为特定域或分配给域组的域安排基础设施固件更新。

使用的组件

UCS中心2.0(1a)

UCS Manager 3.1(3a)

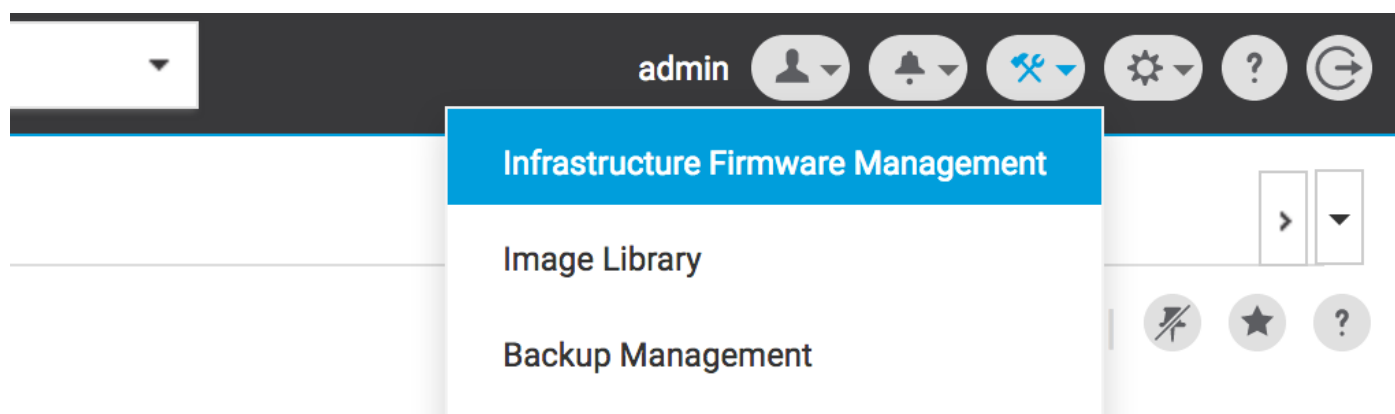
所有使用的设备都是实验设备

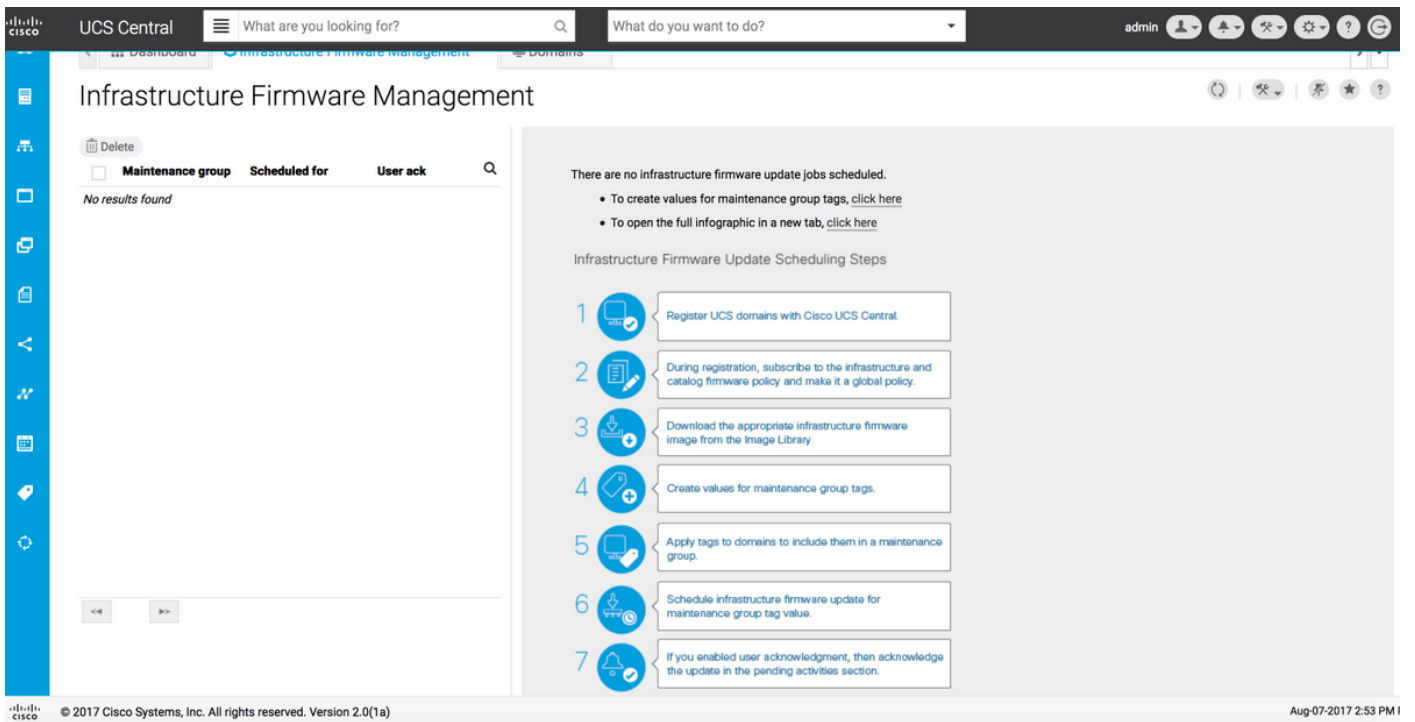
配置

您可以根据产品系列触发一个域、多个域或属于域组的域上的基础架构固件更新。例如，您可以更新所有Cisco UCS Mini系统上的基础设施固件，而不更新任何刀片服务器。另一个示例是，您可以更新西海岸的所有维护组，但东海岸的维护组均不更新。以下是所需初始步骤的概述。

步骤

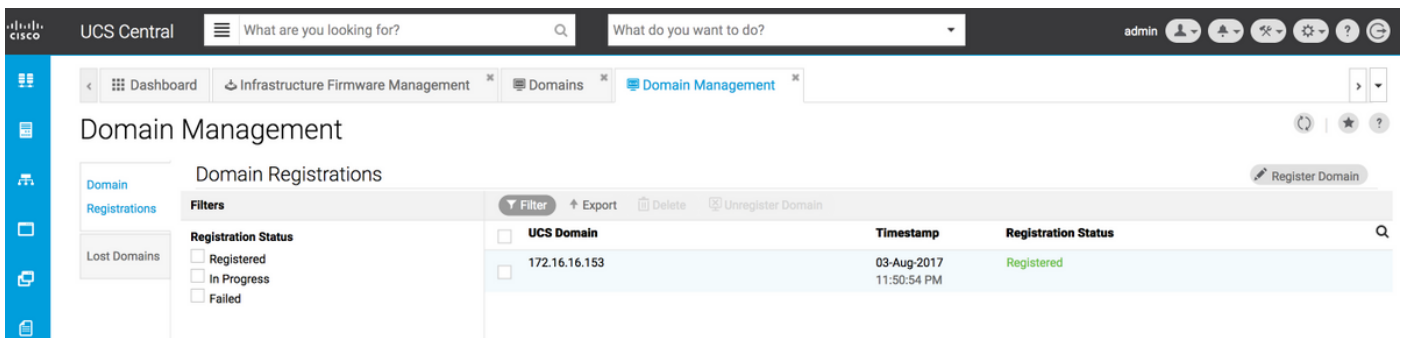
从UCS中心点击工具图标以启动**基础设施固件管理**。将列出固件升级的步骤。





第1步确保UCS域已注册到UCS中心。

有关详细信息，请参阅《思科UCS中心入门指南》。



第2步在注册期间，确保基础设施和目录固件的策略解析设置为全局。

从UCS中心解决策略

Domain to UCS Central Register



- Basic
- Policy
- Resolution
- Control

Policy Resolution

Infrastructure & Catalog Firmware	Local	Global
Time Zone Management	Local	Global
Communication Services	Local	Global
Global Fault Policy	Local	Global
User Management	Local	Global
DNS Management	Local	Global
Backup & Export Policies	Local	Global
Monitoring	Local	Global
SEL Policy	Local	Global
Power Allocation Policy	Local	Global
Power Policy	Local	Global
Equipment Policy	Local	Global

Infrastructure & Catalog Firmware

Determines whether the Capability Catalog and infrastructure firmware policy are defined in UCS Manager or in UCS Central

Cancel

Register

从UCS Manager解决策略

- UCS Central
- Providers
- FSM
- Faults

Actions

- Register With UCS Central
- Unregister From UCS Central

Status

- Repair State : **Done**
- Registration Status : **Registered**
- Cleanup Mode : Localize Global Deep Remove Global
- Suspend State :
- Acknowledge State :

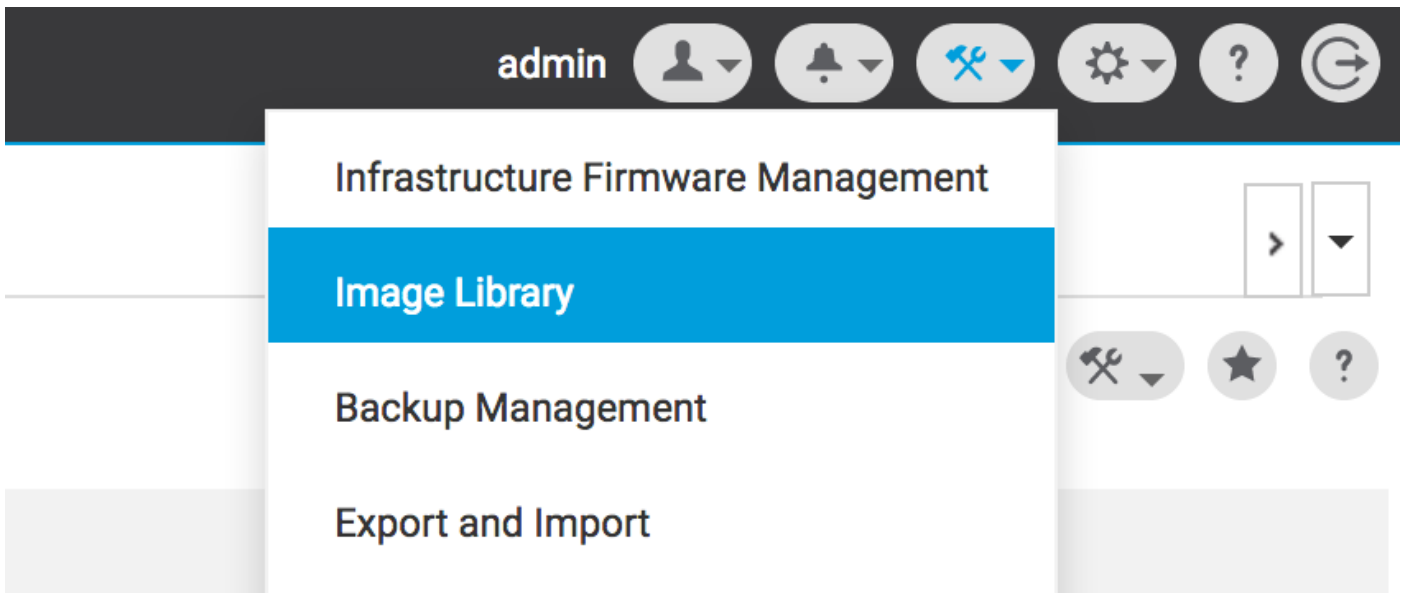
Properties

Hostname/IP Address : **172.16.16.190**

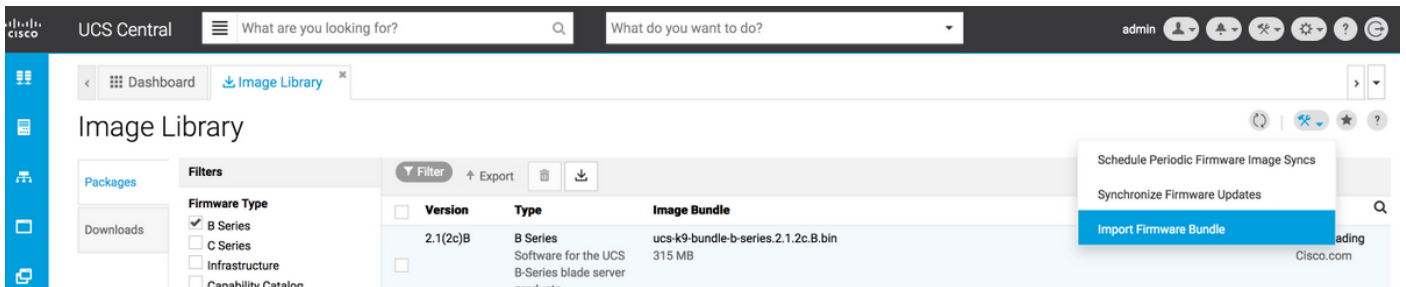
Policy Resolution Control

- Infrastructure & Catalog Firmware : Local Global Determines whether the Capability Catalog and infrastructure firmware policy are defined locally or come from Cisco UCS Central.
- Time Zone Management : Local Global Determines whether the time zone and NTP server settings are defined locally or comes from Cisco UCS Central.
- Communication Services : Local Global Determines whether HTTP, CIM XML, Telnet, SNMP, web session limits, and Management Interfaces Monitoring Policy settings are defined locally or in Cisco UCS Central.
- Global Fault Policy : Local Global Determines whether the Global Fault Policy is defined locally or in Cisco UCS Central.
- User Management : Local Global Determines whether authentication and native domains, LDAP, RADIUS, TACACS+, trusted points, locales, and user roles are defined locally or in Cisco UCS Central.
- DNS Management : Local Global Determines whether DNS servers are defined locally or in Cisco UCS Central.

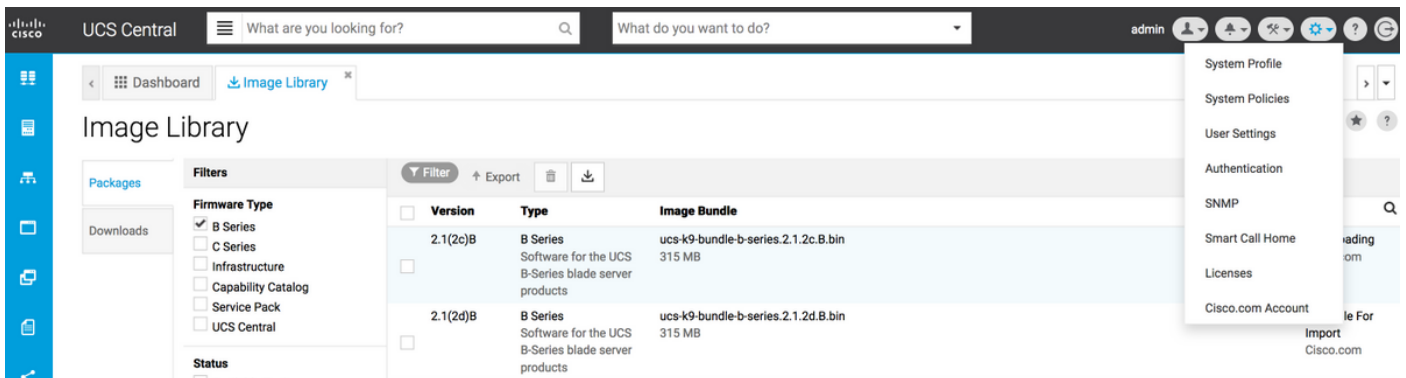
第3步从映像库下载适当的基础设施固件映像。



可以使用导入固件捆绑包选项手动下载



如果用户凭证在Cisco.com帐户中设置，则可以从Cisco.com直接下载映像。



第4步创建维护组标记。

维护组标记可以按域组应用

Maintenance Group Tag Create



Domains must be tagged with a Maintenance Group tag to schedule an infrastructure firmware update. When you create a Maintenance Group tag in this dialog, all selected domains are tagged with it.

Maintenance Group Tag Value *

Tag

Select how to apply tags to Domains

By Domain Group

Manually

The Maintenance Group tag applies to all existing domains within the Domain Group. It will not be applicable to any new domains that get added further to the domain group. If you select to include sub-domain groups, the Maintenance Group tag also applies to all sub-domain groups.

Domain Group

NA-6200

Include all Sub-Domain Groups

Cancel

Create

维护组标记可以按域应用。我们将单独应用到域。



Maintenance Group Tag Create

Domains must be tagged with a Maintenance Group tag to schedule an infrastructure firmware update. When you create a Maintenance Group tag in this dialog, all selected domains are tagged with it.

Maintenance Group Tag Value *

Tag

Select how to apply tags to Domains

By Domain Group

Manually



Filters

Domain Group

Ungrouped

root

Platform

UCS 6100/6200 Series FI

UCS Mini 6300 Series FI

UCS 6300 Series FI

Domain

Hardware

Configuration

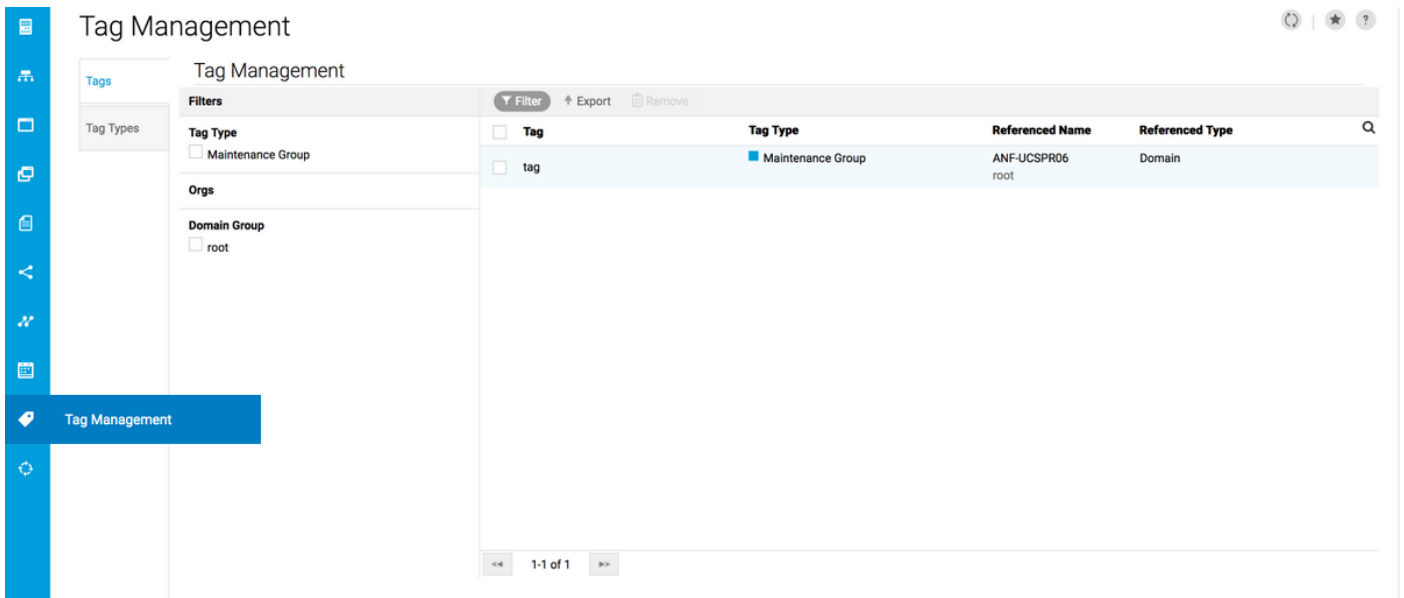
Status

Domain	Hardware	Configuration	Status
<input checked="" type="checkbox"/> ANF-UCSPR06 root 172.16.16.153	UCS-FI-6248UP Fabric A, B (HA) 1 Chassis 0 FEX 3 Blades 0 Rack Mounts	UCS 6100/6200 Series FI 3.1(3a)A 3.1(3)SP0(Default) FW Set Startup	OK Fault Level: Major

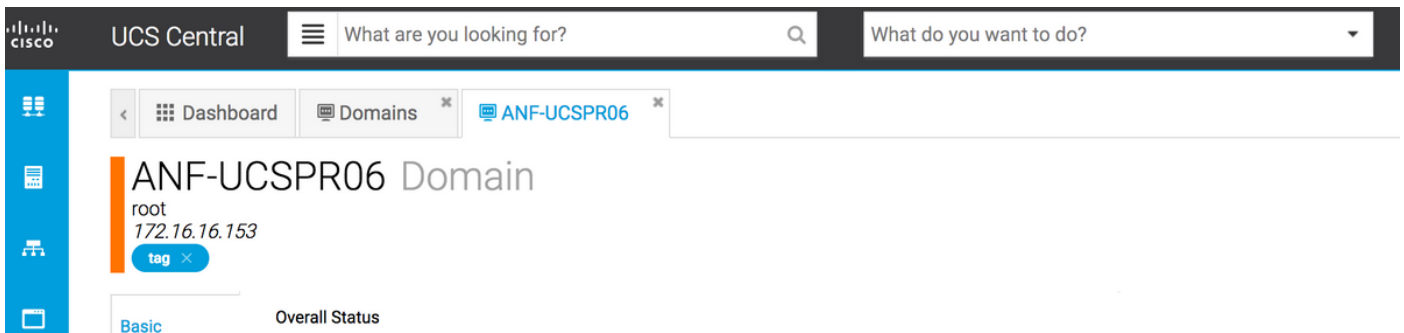
Cancel

Create

您可以验证创建的标记是否在标记管理下具有标记类型作为维护组。

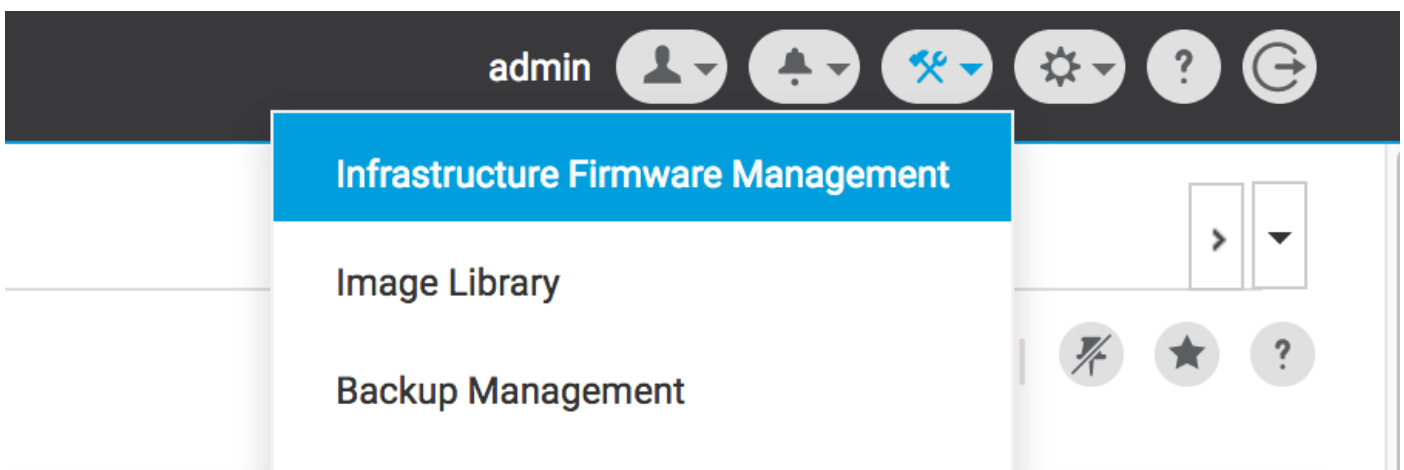


第5步域将具有新创建的标记



第6步从工具图标启动基础设施固件管理。

基础设施固件管理



选择维护组、基础设施固件版本和目录版本的标记。

基础设施固件更新

Infrastructure Firmware Update Schedule



Maintenance group *
tag

Infrastructure firmware version

UCS 6100/6200 Series Fabric Interconnect

2.2(8g)A

UCS 6100/6200 Series Service Pack

UCS Mini 6300 Series Fabric Interconnect

None

UCS Mini 6300 Series Service Pack

UCS 6300 Series Fabric Interconnect

None

UCS 6300 Series Service Pack

Catalog version

None

Force Deploy

Enabled

Disabled

Evacuation

Enabled

Disabled

Settings Value

Catalog Version

Force Deploy Disabled

Evacuation Disabled

Impacted domains



0 Not subscribed
1 Impacted

Firmware status



1 Ready
0 Scheduled
0 In Progress
0 Failed
0 Pending Acknowledgement /Permission

Impacted Domains

Domain	Current Version	Firmware Status	Domain Status
ANF-UCSPR06	3.1(3a)A	Ready	OK
UCS 6100/6200 Series FI	3.1(3)SP0(Default)		

Cancel

Schedule

在“User acknowledgement required to install”(安装所需的用户确认)字段中，选择更新是否需要用户确认。如果它已启用，则必须在更新域之前手动确认更新请求。在本例中，我们将其设置为已启用。

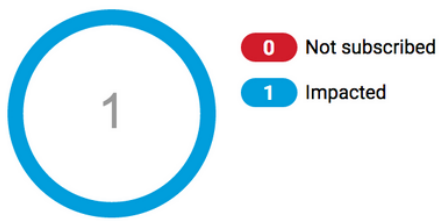
User acknowledgement required to install

Enabled


Disabled

监控受影响的域，并等待待确认设置为1。


Impacted domains



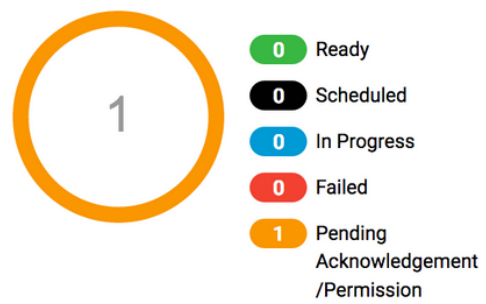
Firmware status



Impacted domains



Firmware status



Impacted Domains

第7步在Pending Activities下，您可以确认Pending Acknowledgement状态以开始升级。

The screenshot shows the 'Pending Activities' page in the UCS Central interface. The page title is 'Pending Activities'. Below the title, there are filters and a table of activities. The table has columns for Name, Configuration, Type, Schedule, Status, and Pending Changes. A single activity is listed with the name 'ANF-UCSPR06 root', configuration 'N/A', type 'Infra FW Update', schedule 'Maintenance Group Scheduler tag', and status 'Pending Acknowledgement'. There is an 'Acknowledge' button next to the activity.

Domain Group	Name	Configuration	Type	Schedule	Status	Pending Changes
<input type="checkbox"/> Ungrouped	ANF-UCSPR06 root	N/A	Infra FW Update	Maintenance Group Scheduler tag	Pending Acknowledgement	Acknowledge