

在FMC版本7.3+中实施回滚VDB版本

目录

[简介](#)

[先决条件](#)

[要求](#)

[使用的组件](#)

[配置](#)

[初始配置](#)

[回滚流程](#)

[验证](#)

[限制](#)

[相关信息](#)

简介

本文档介绍在安全防火墙管理中心(FMC)版本7.3及更高版本上降级漏洞数据库的过程。

先决条件

要求

本文档没有任何特定的要求。

使用的组件

本文档中的信息基于以下软件和硬件版本：

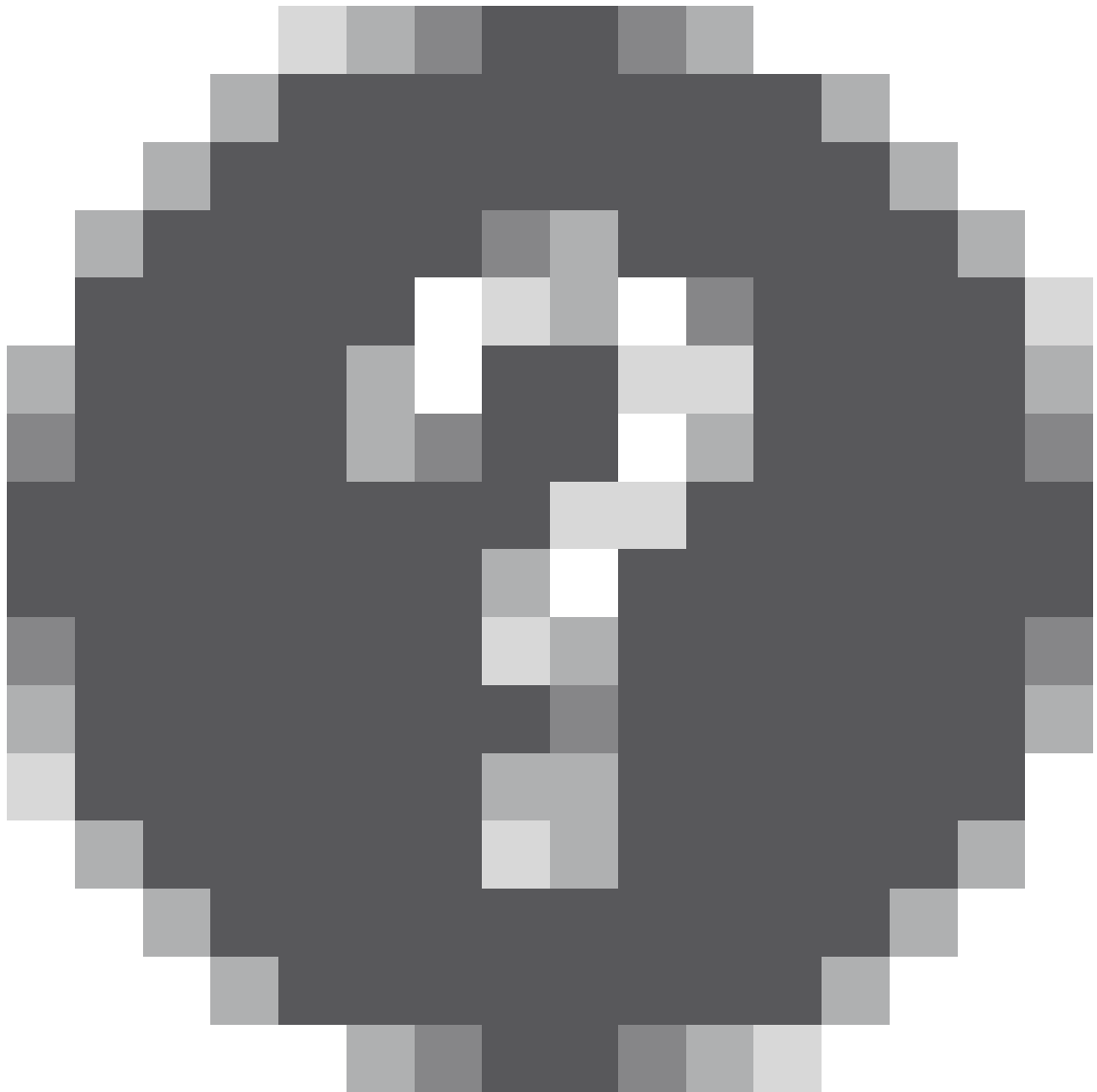
- 思科安全防火墙管理中心版本7.3 VDB 361

本文档中的信息都是基于特定实验室环境中的设备编写的。本文档中使用的所有设备最初均采用原始（默认）配置。如果您的网络处于活动状态，请确保您了解所有命令的潜在影响。

配置

初始配置

在FMC GUI上，VDB版本在Main菜单>



>关于。

The screenshot shows a web application interface with a navigation menu at the top. The menu items are: Home, Analysis, Policies, Devices, Objects, Integration, Deploy, Search, Notifications (11), Settings, and Admin. The Admin dropdown menu is open, showing the following options: About, Product Content, Tools (Firepower Migration Tool, Application Detectors), and On-screen Assistance (Page-level Help, How-Tos). The 'About' option in the Admin dropdown is highlighted with a red box. The 'How-Tos' option has a 'New' badge.

Navigation Menu	Admin Dropdown
Home	About
Analysis	Product Content
Policies	Tools
Devices	Firepower Migration Tool
Objects	Application Detectors
Integration	On-screen Assistance
Deploy	Page-level Help
Search	How-Tos New
Notifications (11)	
Settings	
Admin	

CISCO SECURE

Firewall Management Center

Version 7.3.0 (build 69)

Model	Secure Firewall Management Center for VMware
Serial Number	None
Snort Version	2.9.21 (Build 105)
Snort3 Version	3.1.36.1 (Build 101)
Rule Pack Version	2868
Module Pack Version	3244
LSP Version	lsp-rel-20230712-1621
VDB Version	build 361 (2022-11-15 19:57:46)
Rule Update Version	2023-07-12-002-vrt
Geolocation Update Version	Country Code: 2023-06-17-100, IP: 2023-06-17-100
OS	Cisco Firepower Extensible Operating System (FX-OS) 2.13.0 (build 198)
Hostname	firepower

For technical/system questions, email tac@cisco.com phone: 1-800-553-2447 or 1-408-526-7209. Copyright 2004-2022, Cisco and/or its affiliates. All rights reserved.

[Copy](#) [Close](#)


在CLI上，通过命令获取VDB版本 `show version` .

```
<#root>
```

```
> show version
```

```
-----[ firepower ]-----  
Model : Secure Firewall Management Center for VMware (66) Version 7.3.0 (Build 69)  
UUID : e8f4b5de-4da1-11ed-b2ce-4637a3ef82f7  
Rules update version : 2023-07-12-002-vrt  
LSP version : lsp-rel-20230712-1621  
  
VDB version : 361  
  
-----
```

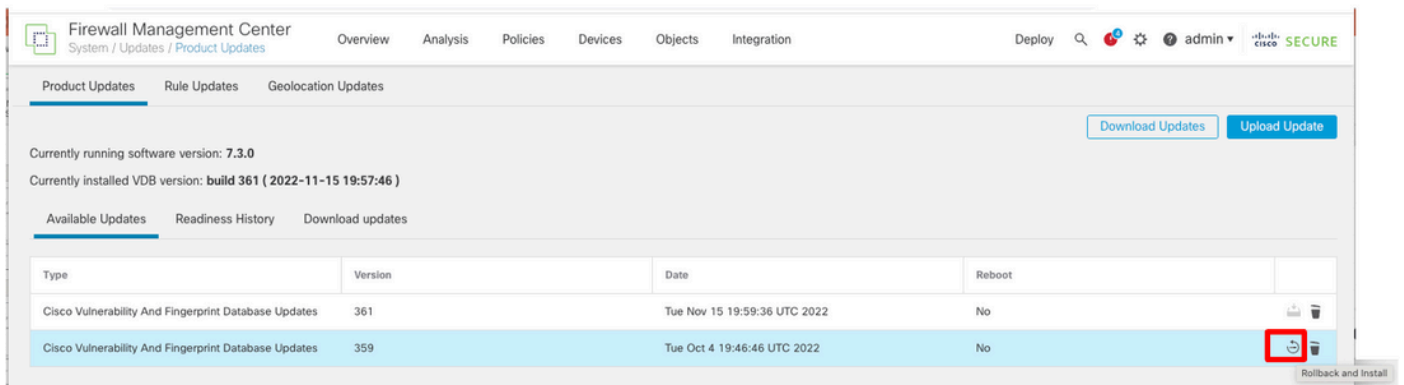
回滚流程



如果之前的VDB版本不再存储在FMC上，请导航至 System(E) > Updates > Product Updates > Available Updates > Upload Updates，从本地计算机中选择VDB文件，然后点击Upload。

在FMC上传VDB文件后，旧版VDB（本例中为359版）将显示新的Rollback图标，而不是Install图标。

点击rollback按钮。



然后，选中FMC复选框并单击Install。

Firewall Management Center
System / Updates / Product Updates

Overview Analysis Policies Devices Objects Integration

Deploy 🔍 ⚙️ admin 🔒 **SECURE**

Product Updates Rule Updates Geolocation Updates

Currently running software version: 7.3.0

Selected Update

Type	Cisco Vulnerability And Fingerprint Database Updates
Version	359
Date	Tue Oct 4 19:46:46 UTC 2022
Reboot	No

By Group

<input type="checkbox"/> Ungrouped (1 total)	Compatibility Check	Readiness Check Results	Readiness Check Completed	Estimated Upgrade Time	
<input checked="" type="checkbox"/> firepower 10.10.10.19 - 5	Secure Firewall Management Center for VMware v7.3.0	N/A		N/A	

[Back](#) [Check Readiness](#) [Install](#)

如果您在VDB回滚之后将更改部署到托管防火墙，则系统会显示警告提示，通知您潜在的流量中断

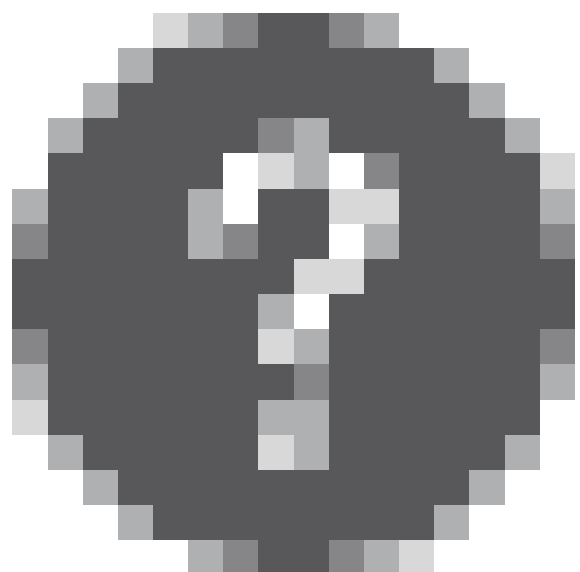
o

Warning

After you update the VDB, you must also deploy configuration changes, which might interrupt traffic inspection and flow.

[OK](#)

验证



回滚任务完成后，可以在主菜单>下确认VDB版本

>关于。

Local Install

Installing Cisco Vulnerability And Fingerprint Database Updates version: VDB-359
Successfully Installed

1m 20s X

CISCO SECURE

Firewall Management Center

Version 7.3.0 (build 69)

Model	Secure Firewall Management Center for VMware
Serial Number	None
Snort Version	2.9.21 (Build 105)
Snort3 Version	3.1.36.1 (Build 101)
Rule Pack Version	2868
Module Pack Version	3244
LSP Version	lsp-rel-20230712-1621
VDB Version	build 359 (2022-10-04 19:44:54)
Rule Update Version	2023-07-12-002-vrt
Geolocation Update Version	Country Code: 2023-06-17-100, IP: 2023-06-17-100
OS	Cisco Firepower Extensible Operating System (FX-OS) 2.13.0 (build 198)
Hostname	firepower

For technical/system questions, email tac@cisco.com phone: 1-800-553-2447 or 1-408-526-7209. Copyright 2004-2022, Cisco and/or its affiliates. All rights reserved.

Copy Close

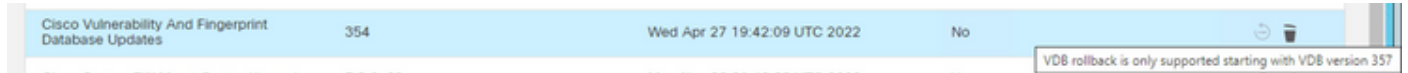
最后，回滚VDB后，需要部署策略以将新的VDB配置推送到FMC管理的防火墙。

FTD-Cluster System FTD A-1 Jul 19, 2023 7:00 PM Ready for Deployment

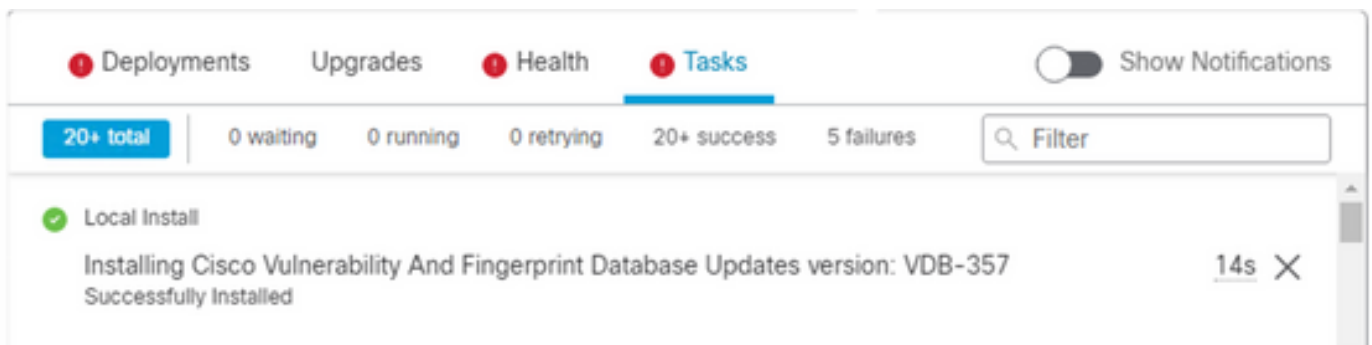
- Access Control Group
 - Access Control Policy: Blank System
- Security Updates
 - VDB: (Build 359 - 2022-10-04 19:44:54)

限制

- VDB回滚按钮在FMC 7.3之前不可用。
- 您无法将VDB回滚到早于357的版本，如果早于357的VDB版本上载到FMC，回滚按钮将灰显。



- 如果VDB版本低于FMC的基本VDB版本，则会显示已完成的成功回滚任务，但是，显示的VDB版本继续显示与之前的回滚尝试相同。



CISCO SECURE

Firewall Management Center

Version 7.3.0 (build 69)

Model	Secure Firewall Management Center for VMware
Serial Number	None
Snort Version	2.9.21 (Build 105)
Snort3 Version	3.1.36.1 (Build 101)
Rule Pack Version	2868
Module Pack Version	3244
LSP Version	lsp-rel-20230712-1621
VDB Version	build 361 (2022-11-15 19:57:46)
Rule Update Version	2023-07-12-002-vrt
Geolocation Update Version	Country Code: 2023-06-17-100, IP: 2023-06-17-100
OS	Cisco Firepower Extensible Operating System (FX-OS) 2.13.0 (build 198)
Hostname	firepower

For technical/system questions, email tac@cisco.com phone: 1-800-553-2447 or 1-408-526-7209. Copyright 2004-2022, Cisco and/or its affiliates. All rights reserved.

[Copy](#) [Close](#)

从FMC CLI中，您可以确认由于回滚目标版本低于基本FMC版本而发生了这种情况。这可以在status.log文件的FMC CLI中确认。

```
> expert
sudo su
cd /var/log/sf/vdb-4.5.0-<vdb number>/
cat status.log
```

```
root@firepower:/var/log/sf/vdb-4.5.0-357# cat status.log
state:running
ui:The install has begun.
ui:[ 0%] Running script pre/000_start.sh...
ui:[ 4%] Running script pre/010_check_versions.sh...
ui:[ 4%] Non-Fatal error: Non-Fatal error: Cannot rollback to version(357) lower than default VDB 358
ui:[ 4%] The install completed successfully.
ui:The install has completed.
state:finished
```

相关信息

- [思科技术支持和下载](#)

关于此翻译

思科采用人工翻译与机器翻译相结合的方式将此文档翻译成不同语言，希望全球的用户都能通过各自的语言得到支持性的内容。

请注意：即使是最好的机器翻译，其准确度也不及专业翻译人员的水平。

Cisco Systems, Inc. 对于翻译的准确性不承担任何责任，并建议您总是参考英文原始文档（已提供链接）。