

ISE 2.3 Facebook sociale media voor testportefeuilles configureren

Inhoud

[Inleiding](#)

[Voorwaarden](#)

[Vereisten](#)

[Gebruikte componenten](#)

[Netwerkdigram](#)

[Configuratie](#)

[1. Facebook-app configureren](#)

[2. Integreren met ISE in de Facebook-app](#)

[3. Verificatie- en autorisatiebeleid configureren](#)

[Verifiëren](#)

[Problemen oplossen](#)

[Debugs op ISE](#)

Inleiding

Dit document beschrijft hoe u Cisco Identity Services Engine (ISE) 2.3 integratie met Facebook-aanmeldingsgegevens kunt configureren voor een gewaarmerkte gast.

Voorwaarden

Vereisten

Cisco raadt kennis van de volgende onderwerpen aan:

- Configuratie van Identity Services Engine (ISE)
- Basisconfiguratie van Facebook-app

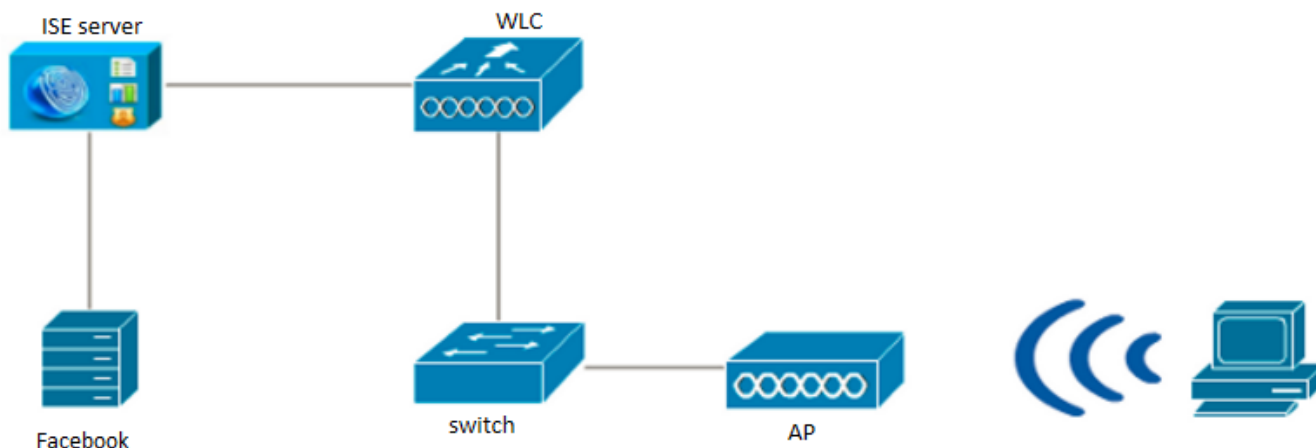
Gebruikte componenten

De informatie in dit document is gebaseerd op de volgende software- en hardware-versies:

- Cisco ISE versie 2.3
- Facebook Social Login
- Cisco draadloze LAN-controller (WLC) versie 8.3.10.2.0

De informatie in dit document is gebaseerd op de apparaten in een specifieke laboratoriumomgeving. Alle apparaten die in dit document worden beschreven, hadden een opgeschoonde (standaard)configuratie. Als uw netwerk live is, moet u de potentiële impact van elke opdracht begrijpen.

Netwerkdigram

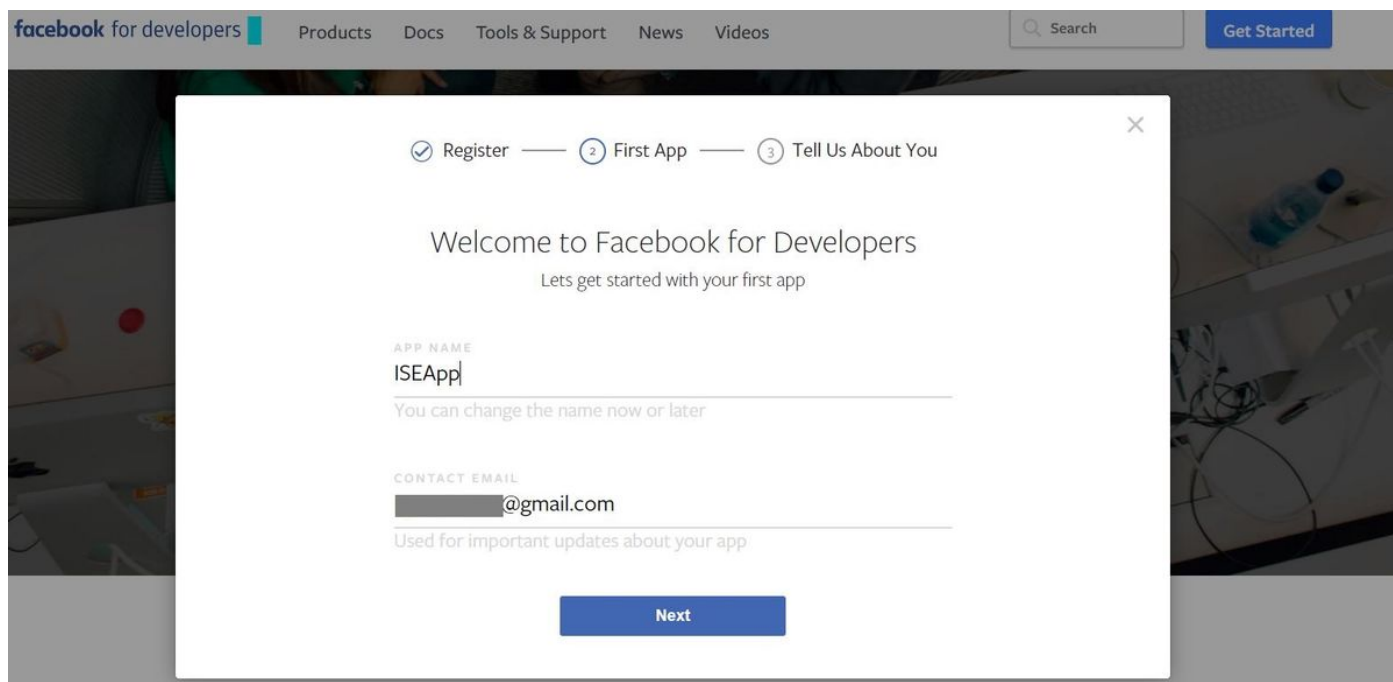


Configuratie

De aangeboden app is een voorbeeld en niet de door Cisco aanbevolen configuratie.

1. Facebook-app configureren

Ga naar <https://developers.facebook.com> en registreer de nieuwe app.



Het dashboard van de toepassing toont **App ID** en **App Secret**-toets, die op ISE gebruikt zullen worden om de Externe sociale inlognaam te maken.


← → ↻ Secure | https://developers.facebook.com/apps/62096[redacted]/dashboard/

ISEApp APP ID: 62096[redacted] View Analytics Tools & Support Docs

Dashboard


Click to see analytics for this app. ✕

Dashboard

 ISEApp o
This app is in development mode and can only be used by app admins, developers and testers [?]

API Version [?] v2.10 App ID 62096[redacted]

App Secret
..... Show

 **Get Started with the Facebook SDK**

Use our quick start guides to set up the Facebook SDK for your iOS or Android app, Facebook Web Game or website. [Choose Platform](#)

Maak de gemaakte app bekend.

← → ↻ Secure | https://developers.facebook.com/apps/62096[redacted]/review-status/

ISEApp APP ID: 62096[redacted] View Analytics Tools & Support Docs

Dashboard

Settings

Roles

Alerts

App Review

PRODUCTS

+ Add Product

Make ISEApp public?

Yes No Your app is currently **live** and available to the public.

Submit Items for Approval

Some Facebook integrations require approval before public usage. Before submitting your app for review, please consult our [Platform Policy and Review Guidelines](#). [Start a Submission](#)

Approved Items [?]

LOGIN PERMISSIONS

2. Integreren met ISE in de Facebook-app

Gebruik de onderstaande informatie om de Facebook-app te integreren met Cisco ISE.

Navigeer naar **Administratie > identiteitsbeheer > Externe Identiteitsbronnen > Sociale Login** en voeg nieuwe winkel toe.

External Identity Sources

- Certificate Authentication Profile
- Active Directory
 - AD
- LDAP
- ODBC
- RADIUS Token
- RSA SecurID
- SAML Id Providers
- Social Login

Social Login > New

Social Login

Name * FacebookApp

Description

Type * Facebook

App ID * 62096

App Secret * Show

Cancel Submit

Configureer de ISE Guest Portal door sociale inlogging toe te staan.

Identity Services Engine Home Context Visibility Operations Policy Administration Work Centers License Warning

Network Access Guest Access TrustSec BYOD Profiler Posture Device Administration PassiveID

Overview Identities Identity Groups Ext Id Sources Administration Network Devices Portals & Components Manage Accounts Policy Elements Policy Sets Reports Custom Portal Files

Guest Portals

Guest Types Sponsor Groups Sponsor Portals

Portals Settings and Customization

Portal Name: * Self-Registered Guest Portal (default) Description: Guests are allowed to create their own accounts and access the network us Portal test URL

Save Close

Language File

Portal Behavior and Flow Settings

Use these settings to specify the guest experience for this portal.

Portal Page Customization

Customize portal pages by applying a theme and specifying field names and messages displayed to users.

Portal & Page Settings

Guest Flow (Based on settings)

Portal Settings

Login Page Settings

Require an access code:

Maximum failed login attempts before rate limiting: (1 - 999)

Time between login attempts when rate limiting: minutes (1 - 3000)

Include an AUP as link

Require acceptance

Allow guests to create their own accounts

Allow social login

Show Registration form after social login (i)

Allow guests to change password after login (i)

Allow the following identity-provider guest portal to be used for login (i)

There are no guest portals configured to use a SAML Id Provider as the Authentication Method.

Registration Form Settings

Assign to guest type:

Configure guest types at:
Work Centers > Guest Access > Configure > Guest Types

Account valid for: Days Maximum: 5 DAYS

Require a registration code

Fields to include	Required
<input checked="" type="checkbox"/> User name (i)	<input type="checkbox"/>
<input checked="" type="checkbox"/> First name	<input type="checkbox"/>
<input checked="" type="checkbox"/> Last name	<input type="checkbox"/>
<input checked="" type="checkbox"/> Email address	<input checked="" type="checkbox"/>

Nadat u het ISE Guest Portal hebt geconfigureren om sociaal inloggen mogelijk te maken, wordt de sociale inlognaam ingevuld met URL's en moet deze worden toegevoegd aan de **instellingen** van de Facebook-app, **Valid Outh RED URL's**.

Identity Services Engine Home Context Visibility Operations Policy Administration Work Centers

System Identity Management Network Resources Device Portal Management pxGrid Services Feed Service Threat Centric NAC

Identities Groups External Identity Sources Identity Source Sequences Settings

External Identity Sources

- Certificate Authentication Profile
- Active Directory
 - AD
 - LDAP
 - ODBC
 - RADIUS Token
 - RSA SecurID
 - SAML Id Providers
- Social Login

Social Login > FacebookApp

Social Login

Name * FacebookApp

Description

Type * Facebook

App ID * 62098[REDACTED]

App Secret * [REDACTED] Show

Cancel Save

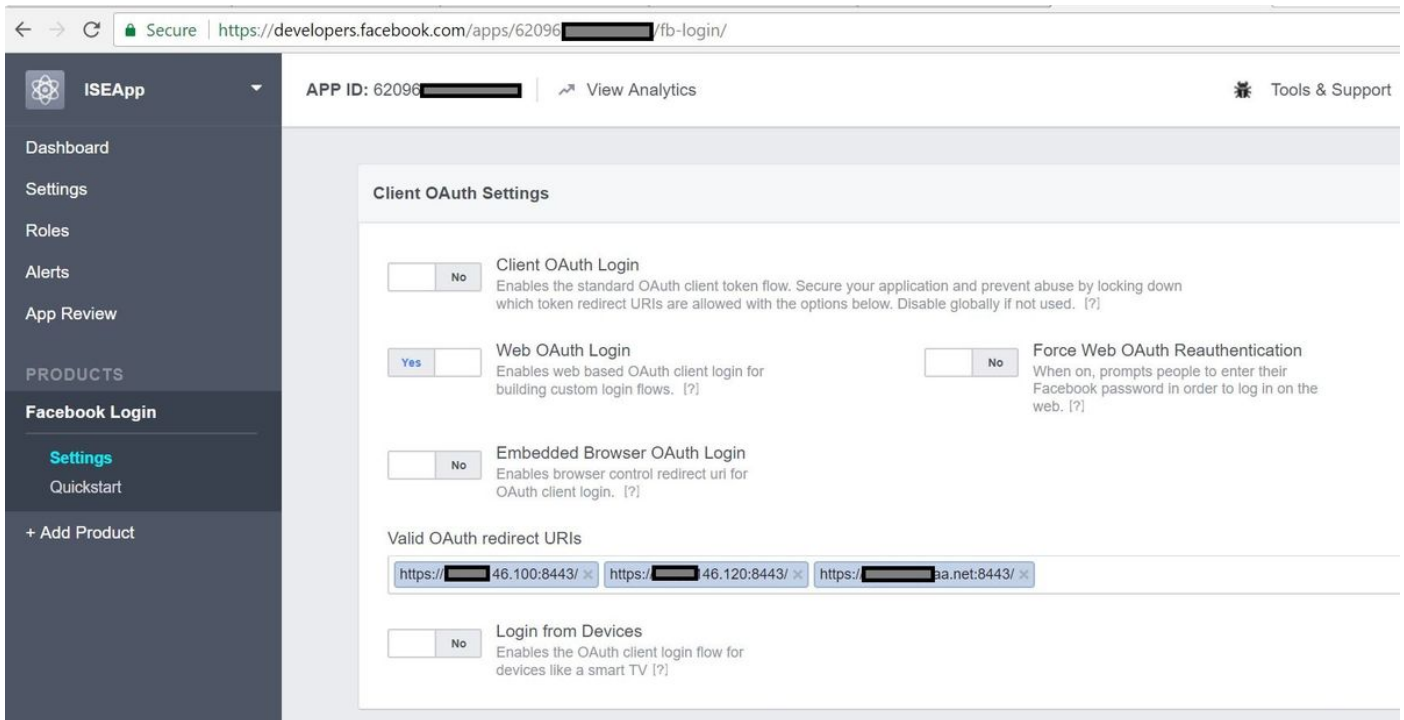
Portal Self-Registered Guest Portal (default) x

i Add all these automated redirect URLs to the App settings.

```
https://[REDACTED]100:8443
https://[REDACTED]120:8443
https://[REDACTED]a.net:8443
```

Voeg Facebook-aanmelding toe van producten en voeg geldige OAuth-URL's toe.

URL's worden automatisch op ISE gegenereerd nadat deze de ISE Portal met Facebook heeft verbonden Externe Sociale inlognaam.

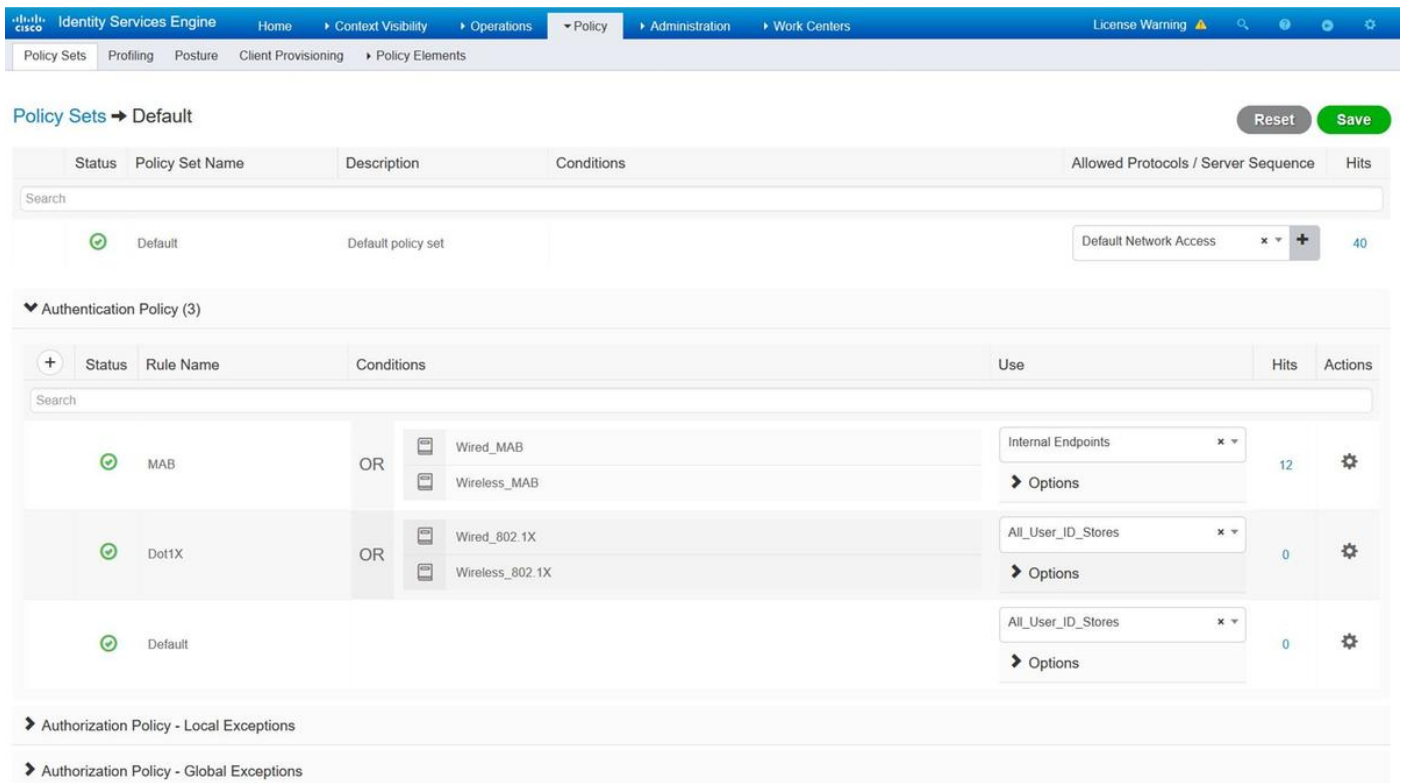


3. Verificatie- en autorisatiebeleid configureren

De ISE Configuration volgt dezelfde configuratiestappen als de Guest CWA (Central Web Authentication).

(Raadpleeg voor configuratiestappen in ISE CWA het onderstaande document:

leaving <https://www.cisco.com/c/en/us/support/docs/security/identity-services-engine/115732-central-web-auth-00.html>)



Identity Services Engine | Home | Context Visibility | Operations | Policy | Administration | Work Centers | License Warning

Policy Sets | Profiling | Posture | Client Provisioning | Policy Elements

Search

Default

All_User_ID_Stores 0

Options

Authorization Policy - Local Exceptions

Authorization Policy - Global Exceptions

Authorization Policy (12)

Status	Rule Name	Conditions	Profiles	Security Groups	Hits	Actions
Wi-Fi_Guest_Access	AND	Guest_Flow Wireless_MAB	PermitAccess	Guests	5	
Wi-Fi_Redirect_to_Guest_Login		Wireless_MAB	Cisco_WebAuth_Wireless	Select from list	12	

Zorg ervoor dat het Facebook IP-adresbereik (31.13.0.0/16) is uitgesloten van WLC-omleiding

MONITOR | WLANs | CONTROLLER | WIRELESS | SECURITY | MANAGEMENT | COMMANDS | HELP | FEEDBACK

Security

AAA

RADIUS

Authentication

Accounting

Fallback

DNS

Downloaded AVP

TACACS+

LDAP

Local Net Users

MAC Filtering

Disabled Clients

User Login Policies

AP Policies

Password Policies

Local EAP

Advanced EAP

Priority Order

Certificate

Access Control Lists

Access Control Lists

CPU Access Control Lists

FlexConnect ACLs

Layer2 ACLs

Wireless Protection Policies

Web Auth

TrustSec SXP

Local Policies

Advanced

Access Control Lists > Edit

Redirect-ACL

Deny Counters 0

Seq	Action	Source IP/Mask	Destination IP/Mask	Protocol	Source Port	Dest Port	DSCP	Direction	Number of Hits
1	Permit	0.0.0.0 / 0.0.0.0	0.0.0.0 / 0.0.0.0	UDP	Any	Any	Any	Any	2391
2	Permit	0.0.0.0 / 0.0.0.0	0.0.0.0 / 0.0.0.0	ICMP	Any	Any	Any	Any	161
3	Permit	0.0.0.0 / 0.0.0.0	0.0.0.0 / 255.255.0.0	Any	Any	Any	Any	Any	1360
4	Permit	0.0.0.0 / 255.255.0.0	0.0.0.0 / 0.0.0.0	Any	Any	Any	Any	Any	1884
5	Permit	0.0.0.0 / 0.0.0.0	31.13.0.0 / 255.255.0.0	Any	Any	Any	Any	Any	708
6	Permit	31.13.0.0 / 255.255.0.0	0.0.0.0 / 0.0.0.0	Any	Any	Any	Any	Any	844
7	Deny	0.0.0.0 / 0.0.0.0	0.0.0.0 / 0.0.0.0	Any	Any	Any	Any	Any	7424

Verifiëren

Wanneer de gastgebruiker wordt omgeleid, wordt hem de optie Inloggen met Facebook gegeven.



Welcome

Welcome to the Guest Portal. Sign on with the username and password provided to you.

Username:


Password:

[Please read the terms and conditions.](#)

I agree to the terms and conditions

Sign On

OR

 Log in With Facebook

[Don't have an account?](#)

Deze knop maakt gebruik van de nieuwe toepassing en leidt terug naar de inlogpagina van het facebook waar de gebruiker hun facebook aanmeldingsgegevens zal invoeren.

facebook

Sign Up

Log into Facebook

Log In

or

Create New Account

[Forgot account?](#)

[Not now](#)

Na succesvolle authenticatie wijst de gastgebruiker terug naar het ISE Portal.



Welcome Message

Click **Continue** to connect to the network.
You're very close to gaining network access.

Continue

ISE Radius Live Logs:

Identity Services Engine | Home | Context Visibility | Operations | Policy | Administration | Work Centers | License Warning

RADIUS | Threat-Centric NAC Live Logs | TACACS | Troubleshoot | Adaptive Network Control | Reports

Live Logs | Live Sessions

Misconfigured Supplicants: 0 | Misconfigured Network Devices: 0 | RADIUS Drops: 0 | Client Stopped Responding: 0 | Repeat Counter: 0

Refresh: Every 1 minute | Show: Latest 100 records | Within: Last 24 hours

Refresh | Reset Repeat Counts | Export To | Filter

Time	Status	Details	Repeat ...	Identity	Endpoint ID	Posture St...	Endpoint Profile	Authenticat...	Authorization Policy
Aug 21, 2017 10:04:06.404 AM			0	Ulugbek Yusubaliev	E4.A4.71.85.FB.6A		Windows10-Workstation	Default	Default >> Wi-Fi_GuestT_Ac
Aug 21, 2017 10:04:06.397 AM				Ulugbek Yusubaliev	E4.A4.71.85.FB.6A		Windows10-Workstation	Default	Default >> Wi-Fi_GuestT_Ac
Aug 21, 2017 10:04:06.385 AM					E4.A4.71.85.FB.6A				
Aug 21, 2017 10:04:05.766 AM				Ulugbek Yusubaliev	E4.A4.71.85.FB.6A				
Aug 21, 2017 10:01:07.080 AM				E4.A4.71.85.FB.6A	E4.A4.71.85.FB.6A		Intel-Device	Default >> M...	Default >> Wi-Fi_Redirect_
Aug 21, 2017 09:59:59.321 AM				E4.A4.71.85.FB.6A	E4.A4.71.85.FB.6A		Intel-Device	Default >> M...	Default >> Wi-Fi_Redirect_
Aug 21, 2017 09:59:59.302 AM					E4.A4.71.85.FB.6A				
Aug 21, 2017 09:59:49.261 AM				E4.A4.71.85.FB.6A	E4.A4.71.85.FB.6A			Default >> M...	Default >> Wi-Fi_Redirect_

Overview

Event	5236 Authorize-Only succeeded
Username	Ulugbek Yusubaliev
Endpoint Id	E4:A4:71:85:FB:6A ⓘ
Endpoint Profile	Windows10-Workstation
Authentication Policy	Default
Authorization Policy	Default >> Wi-Fi_Guest_Access
Authorization Result	Guests_PermitAccess

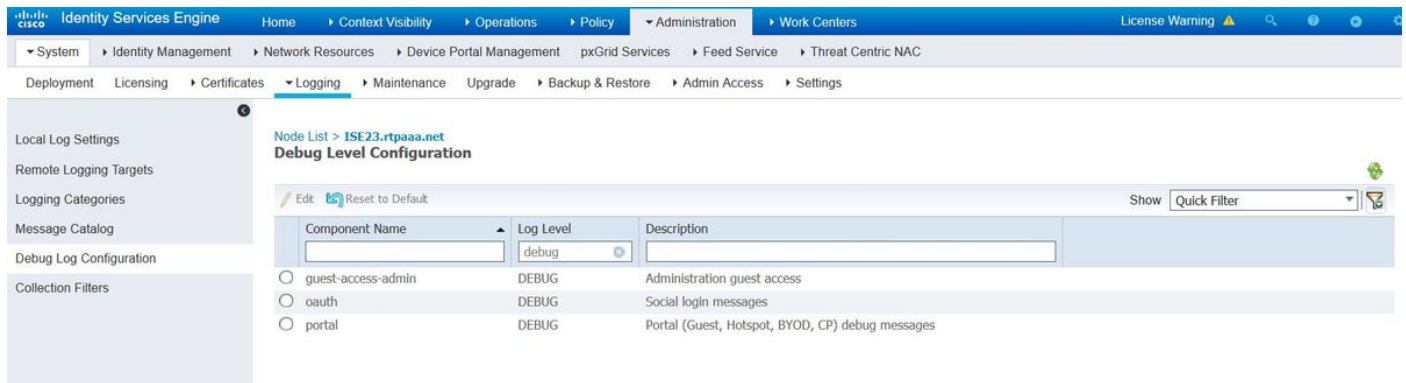
Authentication Details

Source Timestamp	2017-08-21 10:04:06.395
Received Timestamp	2017-08-21 10:04:06.397
Policy Server	ISE23
Event	5236 Authorize-Only succeeded
Username	Ulugbek Yusubaliev
User Type	GuestUser
Endpoint Id	E4:A4:71:85:FB:6A
Calling Station Id	e4-a4-71-85-fb-6a
Endpoint Profile	Windows10-Workstation
Authentication Identity Store	<u>FacebookApp</u>
Identity Group	GuestEndpoints
Audit Session Id	0e249a0500000007599af5b2
Authentication Method	Authorize Only
Service Type	Authorize Only
Network Device	WLC

Problemen oplossen

Debugs op ISE

Als u knoppen op ISE wilt activeren, navigeer dan naar **Administratie > Systeem > Vastlegging > Loggen > Logconfiguratie van het bug logbestand**, selecteer het PSN-knooppunt en wijzig het logniveau van de volgende onderdelen in **DEBUG**:



The screenshot shows the Cisco Identity Services Engine (ISE) web interface. The navigation path is: Administration > Work Centers > Logging > Maintenance > Upgrade > Backup & Restore > Admin Access > Settings. The page title is "Node List > ISE23.rtpaaa.net Debug Level Configuration". The page contains a table with the following data:

Component Name	Log Level	Description
<input type="radio"/> guest-access-admin	DEBUG	Administration guest access
<input type="radio"/> oauth	DEBUG	Social login messages
<input type="radio"/> portal	DEBUG	Portal (Guest, Hotspot, BYOD, CP) debug messages

Aantekeningen die moeten worden gecontroleerd - ise-psc.log en gastblog. U kunt ze rechtstreeks starten vanaf CLI of ISE:

```
ise23-1/admin# toont bloggingstoepassing ise-psc.log tail
```

Tijdens de verbinding met de Facebook-app is de fout in de Time out van verbinding te zien:

```
2017-08-21 08:28:18,003 DEBUG [admin-http-pool22][] com.cisco.cpm.oauth.OAuthClient -::::- Got error while checking OAuth settings for AppId: [123456789] and secret key: ****
2017-08-21 08:28:18,003 ERROR [admin-http-pool22][]
admin.restui.features.social.SocialLoginUIApi -::::- ERROR
connect timed out
```

Zorg ervoor dat het ISE Node een directe internetverbinding heeft.

Gebruik van proxy gericht op [CSCve87511](https://www.cisco.com/c/en/us/td/docs/identity/ise/2300/ise2300-configuration-guide/ise2300-configuration-guide.pdf) "Sociale inlogondersteuning met proxyserver"