

Windows용 프로그램 추가/제거 목록에서 AnyConnect 잠금 구성 및 AnyConnect 숨기기

목차

[소개](#)

[사전 요구 사항](#)

[요구 사항](#)

[사용되는 구성 요소](#)

[배경 정보](#)

[구성](#)

[네트워크 다이어그램](#)

[AnyConnect 잠금 구성](#)

[Windows 명령 프롬프트 터미널에서 MSI 설치 프로그램](#)

[AnyConnect 배포 전 패키지 설치 마법사에서 잠금 옵션](#)

[프로그램 추가/제거 목록에서 AnyConnect 숨기기 구성](#)

[Windows 명령 프롬프트 터미널에서 MSI 설치 프로그램](#)

[ASDM을 사용하여 프로그램 추가/제거 목록에서 AnyConnect 잠금 및 Hide AnyConnect를 구성합니다.](#)

[다음을 확인합니다.](#)

[설치된 AnyConnect 모듈에 대해 잠금 기능이 활성화되었는지 확인합니다.](#)

[설치된 AnyConnect 모듈에 대해 Add/Remove Program List\(프로그램 목록 추가/제거에서 숨기기\) 기능이 활성화되었는지 확인합니다.](#)

[문제 해결](#)

[관련 버그](#)

[관련 정보](#)

[목차](#)

소개

Windows Add/Remove AnyConnect Lockdown Hide AnyConnect .

기고자: Christian G. Hernandez R, Cisco TAC 엔지니어

사전 요구 사항

요구 사항

다음 주제에 대한 지식을 보유하고 있으면 유용합니다.

- Cisco ASA(Adaptive Security Appliance) 컨피그레이션
- Cisco AnyConnect 컨피그레이션
- Windows 기본 지식

사용되는 구성 요소

이 문서의 정보는 아래 소프트웨어 및 하드웨어 버전을 기반으로 합니다.

- Cisco ASA 버전 9.14.2.13
- Cisco ASDM(Adaptive Security Device Manager) 버전 7.14.1
- Cisco AnyConnect 버전 4.9.04053 및 4.9.06037

이 문서의 정보는 특정 랩 환경의 디바이스를 토대로 작성되었습니다. 이 문서에 사용된 모든 디바이스는 초기화된(기본) 컨피그레이션으로 시작되었습니다. 네트워크가 작동 중인 경우 모든 명령의 잠재적인 영향을 이해해야 합니다.

배경 정보

Windows AnyConnect : Cisco Cisco AnyConnect Secure Mobility Client AnyConnect .

AnyConnect .

1. Windows MSI
2. AnyConnect
3. ASDM - ASA .


Windows / AnyConnect : Windows / AnyConnect .

/ Hide AnyConnect(AnyConnect) .

1. Windows MSI
2. ASDM - hide-addermove ASA .

구성

네트워크 다이어그램



AnyConnect 잠금 구성

Windows MSI

구성 단계

1. Windows AnyConnect

1 Cisco Windows AnyConnect

MSI Windows AnyConnect . 4.9.04053 (anyconnect-win-4.9.04053-predeploy-k9.zip)

Software Download

Downloads Home / Security / VPN and Endpoint Security Clients / Cisco VPN Clients / AnyConnect Secure Mobility Client / AnyConnect Secure Mobility Client v4.x / AnyConnect VPN Client Software- 4.9.04053

Expand All Collapse All

Latest Release

4.10.00093

4.9.06037

All Release

Translations

ISEComplianceModule

AppSelector-2.0

Hostscan

Android

4.10

NVM

4.9

4.9.06037

4.9.05042

4.9.04053

AnyConnect Secure Mobility Client v4.x

Release 4.9.04053

★★★★☆ (1) Write | Read reviews

[My Notifications](#)

Related Links and Documentation

[AnyConnect Ordering Guide](#)

[Release Notes for 4.9.04053](#)

[Licensing FAQ](#)

AnyConnect 4.9 is available to customers with active AnyConnect Apex, Plus or VPN Only term/contracts. See the AnyConnect Ordering Guide for options. [Software Download problems?](#)

| File Information | Release Date | Size | Download |
|--|--------------|----------|-------------------------------------|
| AnyConnect Pre-Deployment Package (Linux 64-bit) anyconnect-linux64-4.9.04053-predeploy-k9.tar.gz | 30-Nov-2020 | 25.19 MB | ↓ 🛒 |
| Application Programming Interface [API] (Linux 64-bit) anyconnect-linux64-4.9.04053-vpnapi.tar.gz | 30-Nov-2020 | 6.61 MB | ↓ 🛒 |
| AnyConnect Headend Deployment Package (Linux 64-bit) anyconnect-linux64-4.9.04053-webdeploy-k9.pkg | 30-Nov-2020 | 34.49 MB | ↓ 🛒 |
| AnyConnect Pre-Deployment Package (Mac OS) anyconnect-macos-4.9.04053-predeploy-k9.dmg | 30-Nov-2020 | 41.44 MB | ↓ 🛒 |
| Application Programming Interface [API] (Mac OS) anyconnect-macos-4.9.04053-vpnapi.tar.gz | 30-Nov-2020 | 33.62 MB | ↓ 🛒 |
| AnyConnect Headend Deployment Package (Mac OS) anyconnect-macos-4.9.04053-webdeploy-k9.pkg | 30-Nov-2020 | 57.16 MB | ↓ 🛒 |
| Language localization transform Pre-Deployment (Windows) anyconnect-win-4.9.04053-core-vpn-lang-predeploy-k9.zip | 30-Nov-2020 | 0.64 MB | ↓ 🛒 |
| Language localization transform Headend Deployment (Windows) anyconnect-win-4.9.04053-core-vpn-lang-webdeploy-k9.zip | 30-Nov-2020 | 0.65 MB | ↓ 🛒 |
| AnyConnect Pre-Deployment Package (Windows) - includes individual MSI files anyconnect-win-4.9.04053-predeploy-k9.zip | 30-Nov-2020 | 59.62 MB | ↓ 🛒 |

2. Windows AnyConnect

2.1단계 Cisco 소프트웨어 다운로드 페이지로 이동하여 Windows 시스템에 설치할 AnyConnect 버전과 일치하는 Windows용 AnyConnect Installer 변형 파일을 다운로드합니다.

이 예에서는 AnyConnect 버전 4.9.04053(tools-anyconnect-win-4.9.04053-transforms.zip)용 변형 파일을 다운로드합니다.

Expand All Collapse All

Latest Release

- 4.10.00093
- 4.9.06037

All Release

- Translations
- ISEComplianceModule
- AppSelector-2.0
- Hostscan
- Android
- 4.10
- NVM
- 4.9
- 4.9.06037
- 4.9.05042
- 4.9.04053**

Release 4.9.04053

★★★★☆ (1) Write | Read reviews

▲ My Notifications

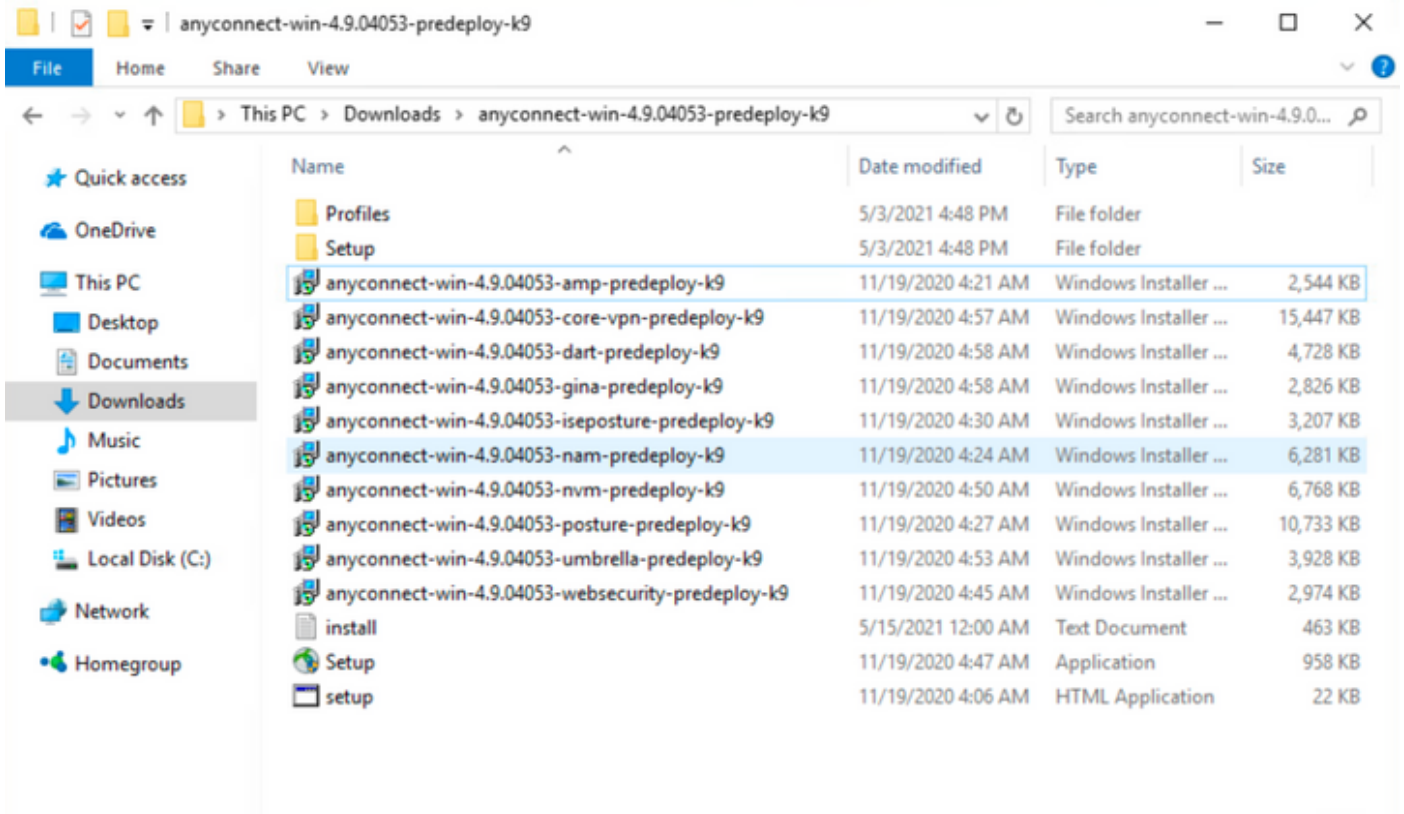
Related Links and Documentation

- AnyConnect Ordering Guide
- Release Notes for 4.9.04053
- Licensing FAQ

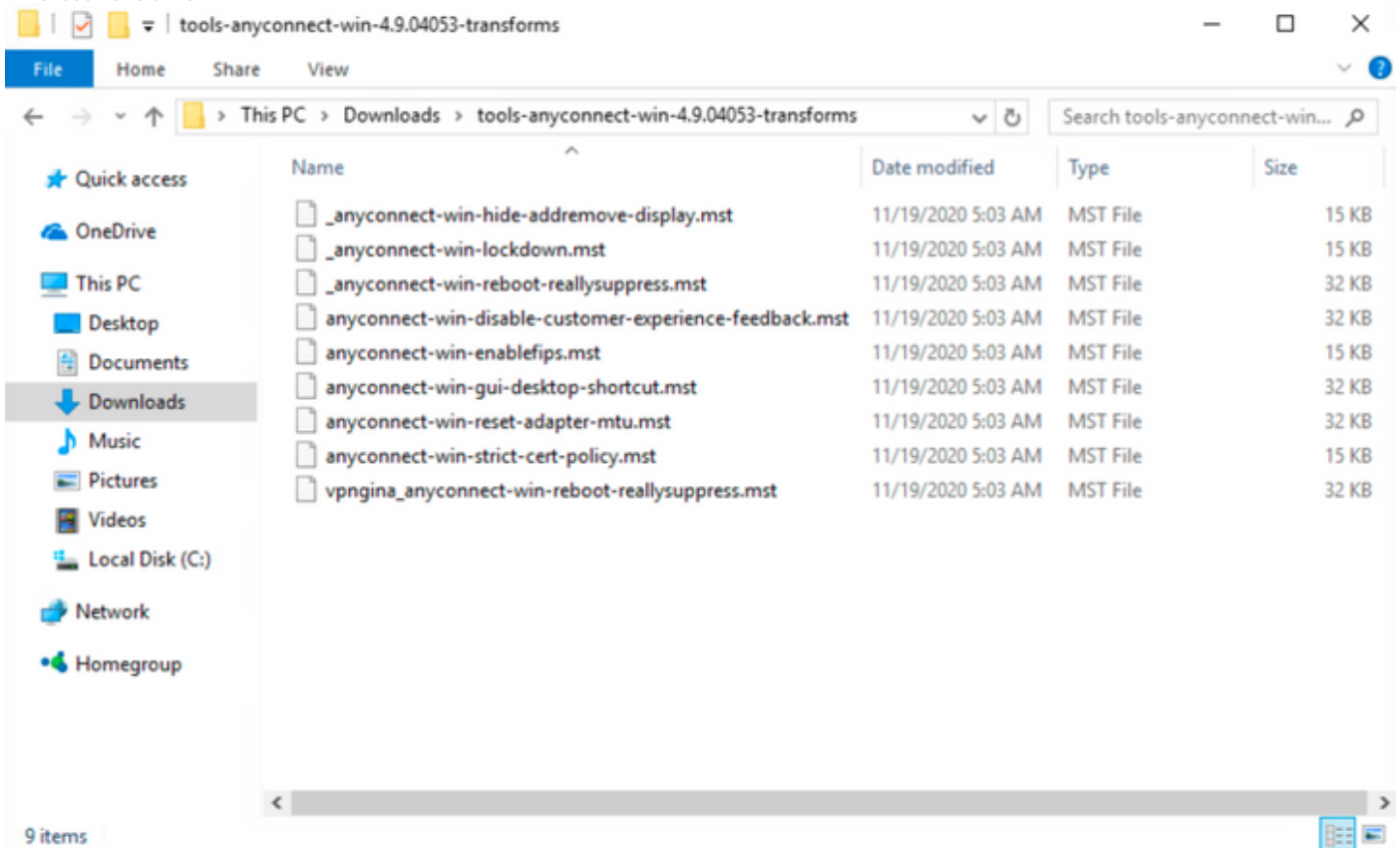
AnyConnect 4.9 is available to customers with active AnyConnect Apex, Plus or VPN Only term/contracts. See the AnyConnect Ordering Guide for options. [Software Download problems?](#)

| File Information | Release Date | Size | |
|--|--------------|-----------|-------------------------------------|
| AnyConnect Pre-Deployment Package (Linux 64-bit) | 30-Nov-2020 | 25.19 MB | ↓ 🛒 |
| anyconnect-linux64-4.9.04053-predeploy-k9.tar.gz | | | |
| Application Programming Interface [API] (Linux 64-bit) | 30-Nov-2020 | 6.61 MB | ↓ 🛒 |
| anyconnect-linux64-4.9.04053-vpnapi.tar.gz | | | |
| AnyConnect Headend Deployment Package (Linux 64-bit) | 30-Nov-2020 | 34.49 MB | ↓ 🛒 |
| anyconnect-linux64-4.9.04053-webdeploy-k9.pkg | | | |
| AnyConnect Pre-Deployment Package (Mac OS) | 30-Nov-2020 | 41.44 MB | ↓ 🛒 |
| anyconnect-macos-4.9.04053-predeploy-k9.dmg | | | |
| Application Programming Interface [API] (Mac OS) | 30-Nov-2020 | 33.62 MB | ↓ 🛒 |
| anyconnect-macos-4.9.04053-vpnapi.tar.gz | | | |
| AnyConnect Headend Deployment Package (Mac OS) | 30-Nov-2020 | 57.16 MB | ↓ 🛒 |
| anyconnect-macos-4.9.04053-webdeploy-k9.pkg | | | |
| Language localization transform Pre-Deployment (Windows) | 30-Nov-2020 | 0.64 MB | ↓ 🛒 |
| anyconnect-win-4.9.04053-core-vpn-lang-predeploy-k9.zip | | | |
| Language localization transform Headend Deployment (Windows) | 30-Nov-2020 | 0.65 MB | ↓ 🛒 |
| anyconnect-win-4.9.04053-core-vpn-lang-webdeploy-k9.zip | | | |
| AnyConnect Pre-Deployment Package (Windows) - includes individual MSI files | 30-Nov-2020 | 59.62 MB | ↓ 🛒 |
| anyconnect-win-4.9.04053-predeploy-k9.zip | | | |
| Application Programming Interface [API] (Windows) | 30-Nov-2020 | 141.06 MB | ↓ 🛒 |
| anyconnect-win-4.9.04053-vpnapi.zip | | | |
| AnyConnect Headend Deployment Package (Windows) | 30-Nov-2020 | 67.32 MB | ↓ 🛒 |
| anyconnect-win-4.9.04053-webdeploy-k9.pkg | | | |
| AnyConnect Pre-Deployment Package (Windows 10 ARM64) - includes individual MSI files | 30-Nov-2020 | 28.84 MB | ↓ 🛒 |
| anyconnect-win-arm64-4.9.04053-predeploy-k9.zip | | | |
| AnyConnect Headend Deployment Package (Windows 10 ARM64) | 30-Nov-2020 | 36.48 MB | ↓ 🛒 |
| anyconnect-win-arm64-4.9.04053-webdeploy-k9.pkg | | | |
| Profile Editor (Windows) | 30-Nov-2020 | 10.61 MB | ↓ 🛒 |
| tools-anyconnect-win-4.9.04053-profileeditor-k9.msi | | | |
| AnyConnect Installer Transforms (Windows) | 30-Nov-2020 | 0.05 MB | ↓ 🛒 |
| tools-anyconnect-win-4.9.04053-transforms.zip | | | |

3단계. 다운로드한 AnyConnect 파일의 압축을 풀어 다른 폴더에 저장합니다.
 3.1단계 anyconnect-win-4.9.04053-predeploy-k9.zip 파일의 압축이 다음 폴더 경로(C:\Users\calo\Downloads\anyconnect-win-4.9.04053-predeploy-k9)에서 풀립니다.

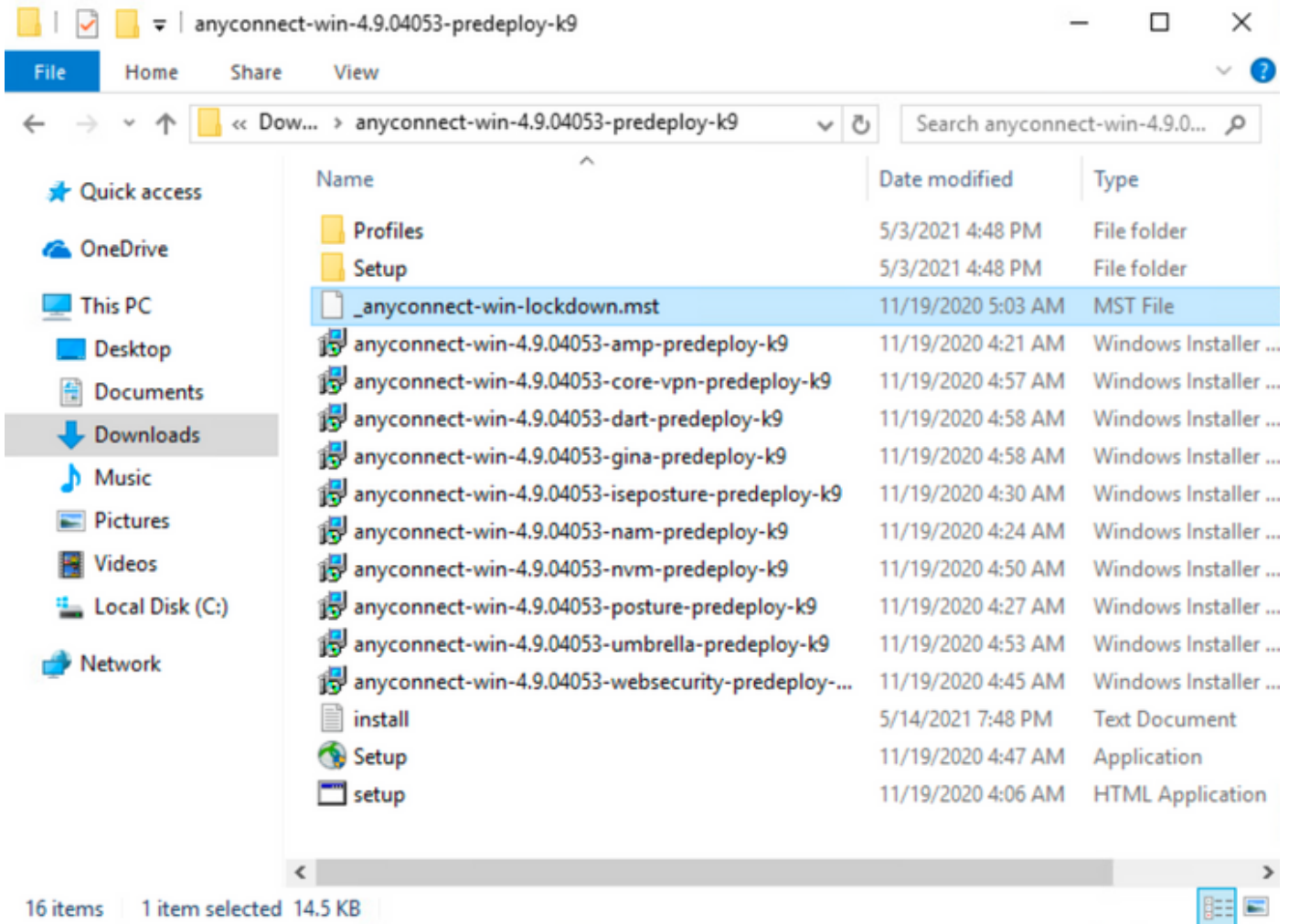


3단계 **tools-anyconnect-win-4.9.04053-transforms.zip** 다음 폴더 경로에서 파일의 압축이 풀립니다. C:\Users\calo\Downloads\tools-anyconnect-win-4.9.04053-transforms



4단계. AnyConnect 잠금 변환 파일을 복사하여 AnyConnect MSI 설치 프로그램 파일과 동일한 폴더에 붙여넣습니다.

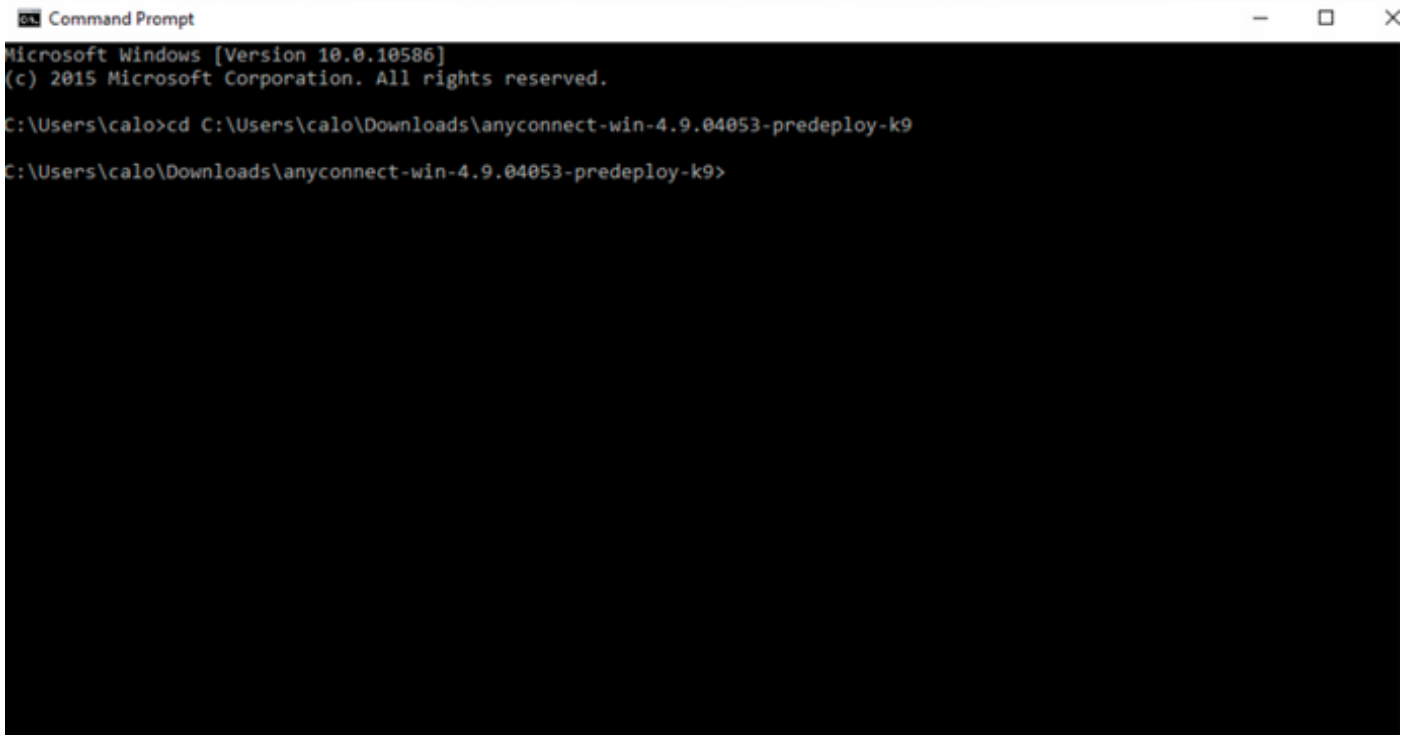
4.1단계 **tools-anyconnect-win-4.9.04053-transforms** 폴더에서 **_anyconnect-win-lockdown.mst** lockdown을 복사하여 다음과 같이 **anyconnect-win-4.9.04053-predeploy-k9** 폴더에 붙여넣습니다.



5단계. MSI AnyConnect 설치 파일이 있는 폴더 경로에 CD를 넣습니다.

5.1단계 Windows 명령 프롬프트 터미널을 열고 MSI AnyConnect 설치 파일이 있는 폴더 경로로 cd를 열고 **_anyconnect-win-lockdown.mst** lockdown은 위 단계에서 복사/붙여넣은 파일을 변환합니다.

이 예제 cd는 다음 폴더 경로 C:\Users\calo\Downloads\anyconnect-win-4.9.04053-predeploy-k9에 있습니다.



6단계. 잠금 변환 파일을 사용하여 AnyConnect 모듈을 설치합니다.

6.1단계 I AnyConnect .msi 모듈 파일 및 **_anyconnect-win-lockdown.mst lockdown** 변형 파일을 가리키는 다음 MSI installer 명령과 함께 필요한 각 AnyConnect 모듈을 설치합니다.

```
msiexec -i anyconnect-win-4.9.04053-xxxxxxx-predeploy-k9.msi TRANSFORMS=_anyconnect-win-
```

```
lockdown.mst LOCKDOWN=1 -lvx* install.log
```

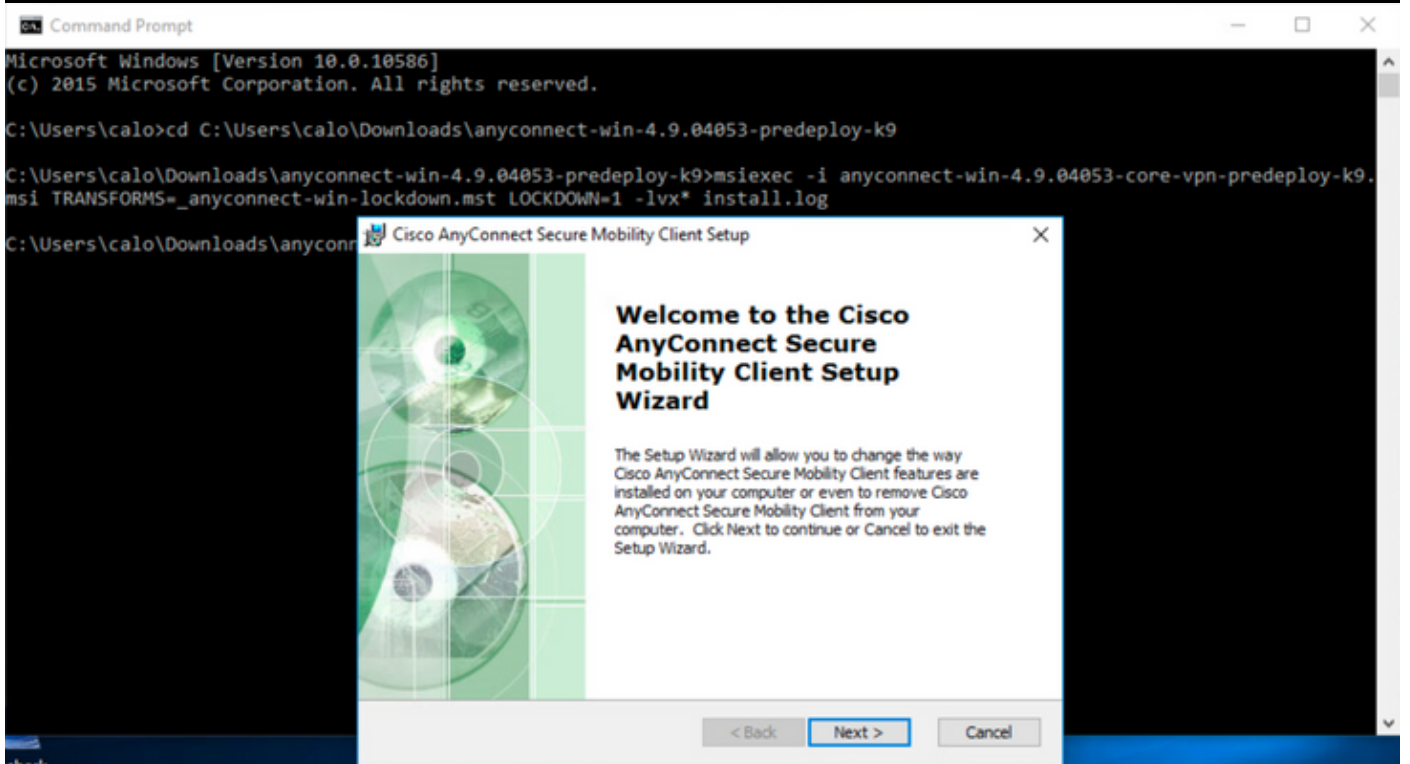
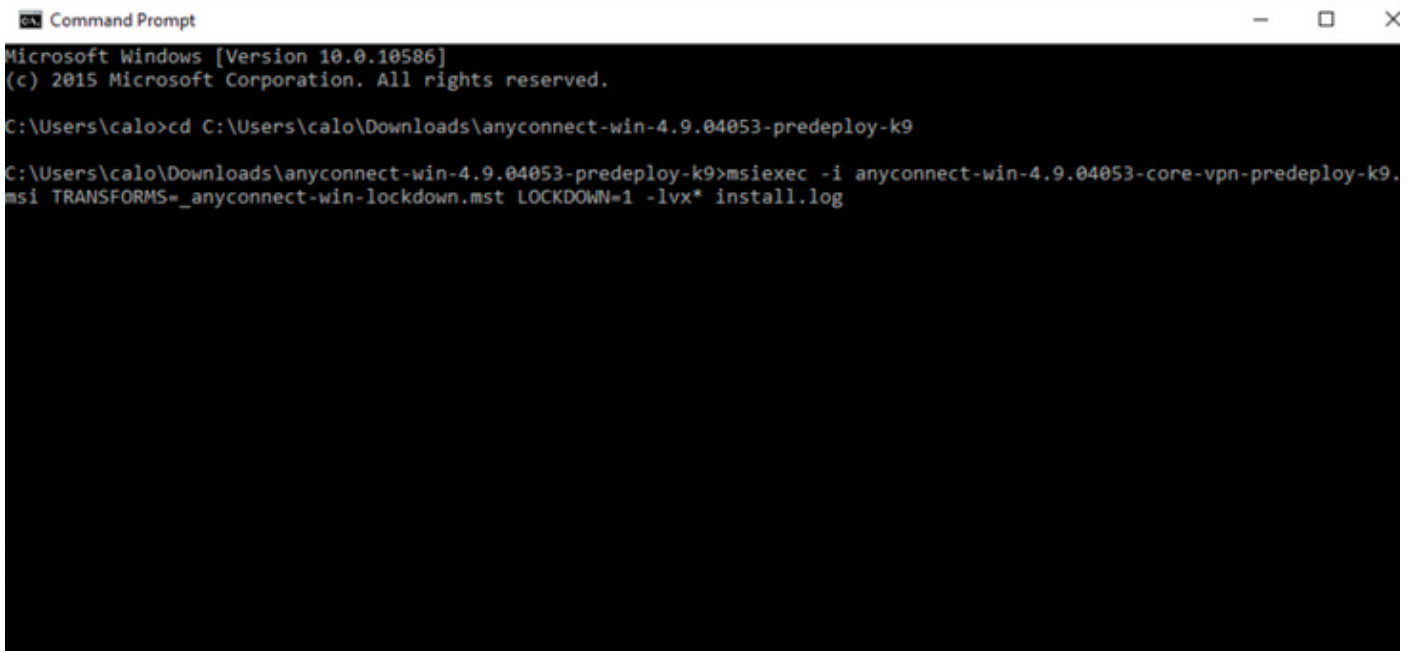
참고:LOCKDOWN 값 설정을 "1"으로 지정하면 AnyConnect 모듈이 설치할 수 있는 잠금 기능이 활성화됩니다.

참고:Cisco는 제공된 샘플 변형 파일을 사용하여 이 속성을 설정하고, 잠금 각 모듈에 대해 변형을 각 MSI 설치 프로그램에 적용할 것을 권장합니다. 샘플 변환은 Cisco AnyConnect Secure Mobility Client 소프트웨어 다운로드 페이지에서 다운로드할 수 있습니다.

참고:코어 클라이언트와 하나 이상의 선택적 모듈을 구축하는 경우 각 설치 프로그램에 LOCKDOWN 속성을 적용해야 합니다.이 작업은 한 가지 방법이며 제품을 다시 설치하지 않으면 제거할 수 없습니다.

6단계 6.2 이 예에서는 AnyConnect **CORE & VPN 모듈**과 **_anyconnect-win-lockdown.mst** lockdown 변형 파일을 설치합니다. 이 두 파일은 모두 AnyConnect 버전 4.9.04053의 파일과 일치합니다.

```
msiexec -i anyconnect-win-4.9.04053-core-vpn-predeploy-k9.msi TRANSFORMS=_anyconnect-win-lockdown.mst LOCKDOWN=1 -lvx* install.log
```



Cisco AnyConnect Secure Mobility Client Setup ✕

End-User License Agreement

Please read the following license agreement carefully

**Supplemental End User License Agreement
for AnyConnect® Secure Mobility Client v4.x
and other VPN-related Software**

IMPORTANT: READ CAREFULLY

This Supplemental End User License Agreement ("SEULA") contains additional terms and conditions for the Software Product licensed under the End User License Agreement ("EULA") between You ("You") as used herein

I accept the terms in the License Agreement

I do not accept the terms in the License Agreement

Advanced Installer

< Back Next > Cancel

Cisco AnyConnect Secure Mobility Client Setup ✕

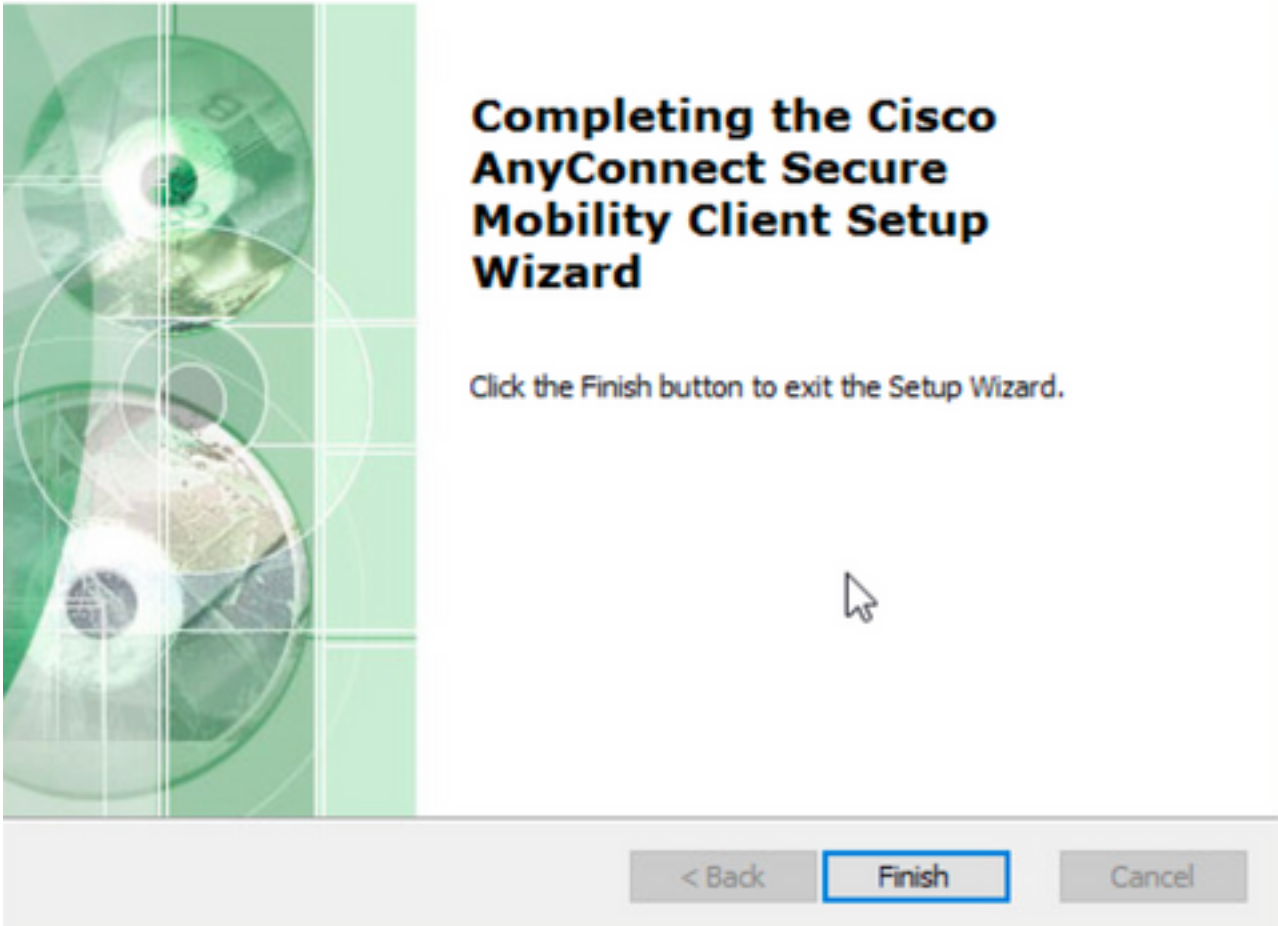
Ready to Install

The Setup Wizard is ready to begin the Typical installation

Click "Install" to begin the installation. If you want to review or change any of your installation settings, click "Back". Click "Cancel" to exit the wizard.

Advanced Installer

< Back Install Cancel



6.3단계 이 예에서는 AnyConnect **Umbrella Roaming Security** 모듈과 `_anyconnect-win-lockdown.mst` lockdown 변형 파일을 설치합니다. 둘 다 AnyConnect 버전 4.9.04053의 파일과 일치합니다.

```
msiexec -i anyconnect-win-4.9.04053-umbrella-predeploy-k9.msi TRANSFORMS=_anyconnect-win-lockdown.mst LOCKDOWN=1 -lvx* install.log
```

```
Microsoft Windows [Version 10.0.10586]
(c) 2015 Microsoft Corporation. All rights reserved.

C:\Users\calo>cd C:\Users\calo\Downloads\anyconnect-win-4.9.04053-predeploy-k9
C:\Users\calo\Downloads\anyconnect-win-4.9.04053-predeploy-k9>msiexec -i anyconnect-win-4.9.04053-umbrella-predeploy-k9.msi TRANSFORMS=_anyconnect-win-lockdown.mst LOCKDOWN=1 -lvx* install.log_
```

AnyConnect

구성 단계

1. Windows Anyconnect

4.9.04053 MSI Windows AnyConnect (**anyconnect-win-4.9.04053-predeploy-k9.zip**).



Software Download

Downloads Home / Security / VPN and Endpoint Security Clients / Cisco VPN Clients / AnyConnect Secure Mobility Client / AnyConnect Secure Mobility Client v4.x / AnyConnect VPN Client Software- 4.9.04053

[Expand All](#) [Collapse All](#)

- Latest Release
4.10.00093
4.9.06037
- All Release
Translations
ISEComplianceModule
AppSelector-2.0
Hostscan
Android
4.10
NVM
4.9
4.9.06037
4.9.05042
4.9.04053

AnyConnect Secure Mobility Client v4.x

Release 4.9.04053
★★★★☆ (1) Write | Read reviews
[My Notifications](#)

Related Links and Documentation
[AnyConnect Ordering Guide](#)
[Release Notes for 4.9.04053](#)
[Licensing FAQ](#)

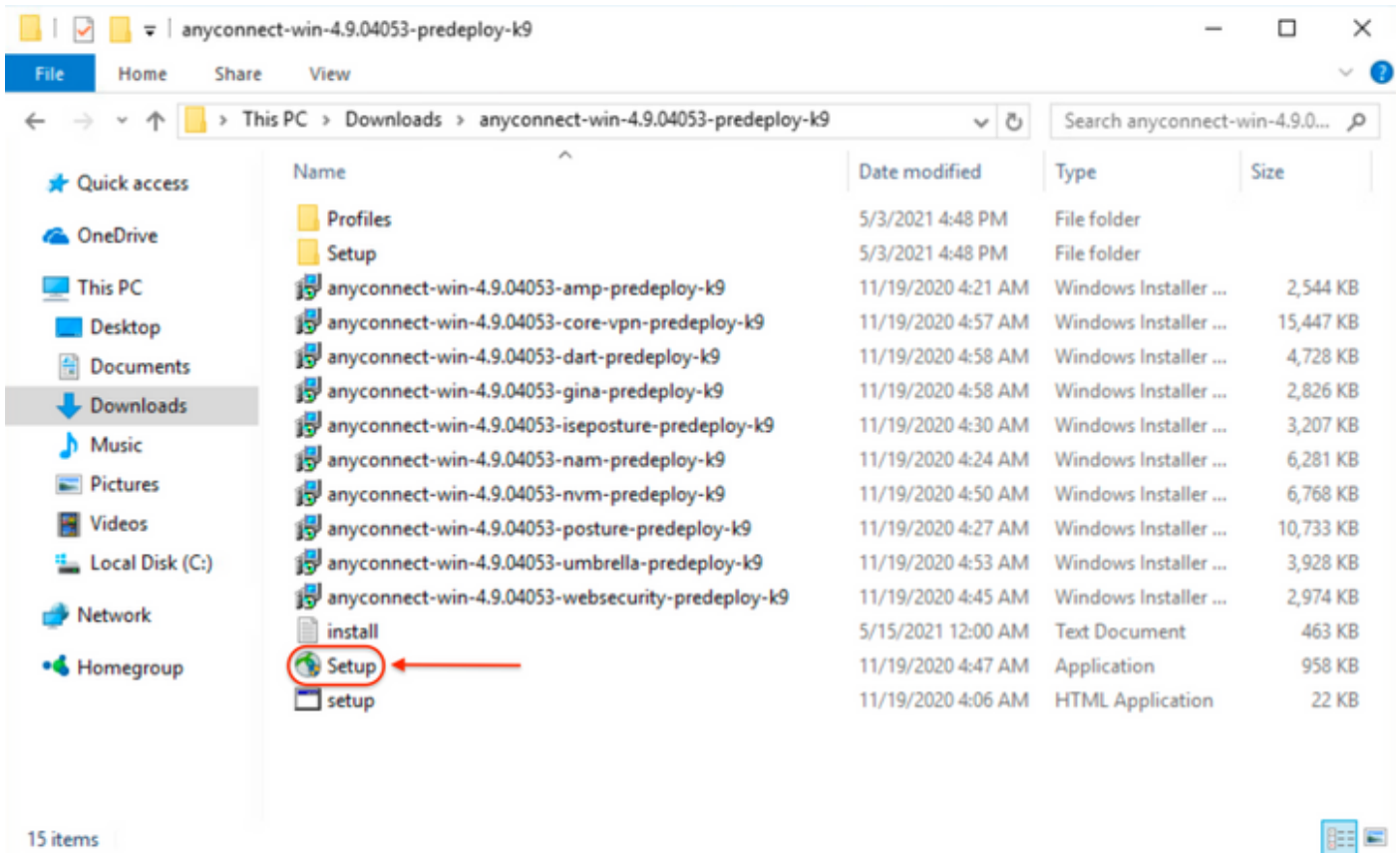
AnyConnect 4.9 is available to customers with active AnyConnect Apex, Plus or VPN Only term/contracts. See the AnyConnect Ordering Guide for options. [Software Download problems?](#)

| File Information | Release Date | Size | |
|---|--------------|----------|-------------------------------------|
| AnyConnect Pre-Deployment Package (Linux 64-bit) anyconnect-linux64-4.9.04053-predeploy-k9.tar.gz | 30-Nov-2020 | 25.19 MB | ↓ 🛒 |
| Application Programming Interface [API] (Linux 64-bit) anyconnect-linux64-4.9.04053-vpnapi.tar.gz | 30-Nov-2020 | 6.61 MB | ↓ 🛒 |
| AnyConnect Headend Deployment Package (Linux 64-bit) anyconnect-linux64-4.9.04053-webdeploy-k9.pkg | 30-Nov-2020 | 34.49 MB | ↓ 🛒 |
| AnyConnect Pre-Deployment Package (Mac OS) anyconnect-macos-4.9.04053-predeploy-k9.dmg | 30-Nov-2020 | 41.44 MB | ↓ 🛒 |
| Application Programming Interface [API] (Mac OS) anyconnect-macos-4.9.04053-vpnapi.tar.gz | 30-Nov-2020 | 33.62 MB | ↓ 🛒 |
| AnyConnect Headend Deployment Package (Mac OS) anyconnect-macos-4.9.04053-webdeploy-k9.pkg | 30-Nov-2020 | 57.16 MB | ↓ 🛒 |
| Language localization transform Pre-Deployment (Windows) anyconnect-win-4.9.04053-core-vpn-lang-predeploy-k9.zip | 30-Nov-2020 | 0.64 MB | ↓ 🛒 |
| Language localization transform Headend Deployment (Windows) anyconnect-win-4.9.04053-core-vpn-lang-webdeploy-k9.zip | 30-Nov-2020 | 0.65 MB | ↓ 🛒 |
| AnyConnect Pre-Deployment Package (Windows) - includes individual MSI files anyconnect-win-4.9.04053-predeploy-k9.zip | 30-Nov-2020 | 59.62 MB | ↓ 🛒 |

2단계. AnyConnect 설정 파일을 엽니다.

2.1단계 **anyconnect-win-4.9.04053-pre-deploy-k9.zip** 파일의 압축을 풀고 엽니다.

2.2단계 그런 다음 AnyConnect 설정 파일을 두 번 클릭합니다.



3. AnyConnect .

3.1 AnyConnect .

AnyConnect **CORE & VPN Umbrella Roaming Security** .

Select the AnyConnect 4.9.04053 modules you wish to install:

- Core & VPN
- Start Before Login
- Network Access Manager
- VPN Posture (Hostscan)
- AMP Enabler
- Network Visibility Module
- Cloud Web Security
- Umbrella Roaming Security
- ISE Posture
- Select All

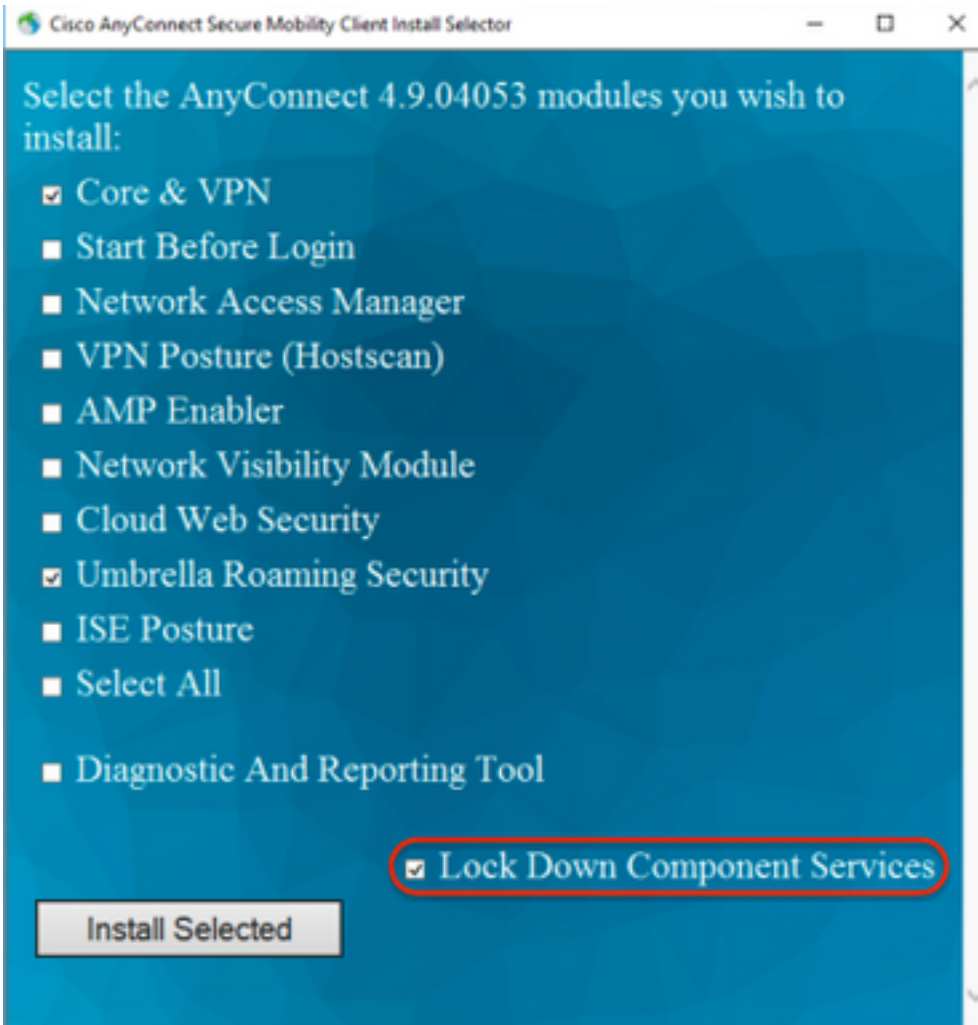
- Diagnostic And Reporting Tool

- Lock Down Component Services

Install Selected

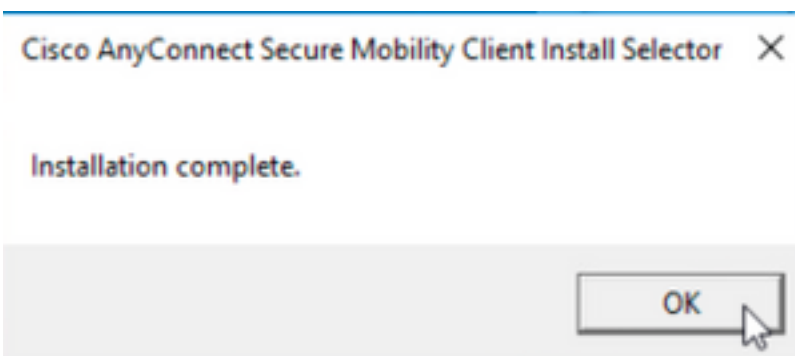
4. AnyConnect .

4.1 CORE & VPN Umbrella Roaming Security Lock Down Component Services .



5. AnyConnect .

5.1 AnyConnect 100% .



/ AnyConnect

Windows MSI

구성 단계

1. Windows AnyConnect .

1 Cisco Windows AnyConnect .

MSI Windows AnyConnect . 4.9.04053 (anyconnect-win-4.9.04053-predeploy-k9.zip)

Software Download

Downloads Home / Security / VPN and Endpoint Security Clients / Cisco VPN Clients / AnyConnect Secure Mobility Client / AnyConnect Secure Mobility Client v4.x / AnyConnect VPN Client Software- 4.9.04053

Expand All
Collapse All

Latest Release v

4.10.00093

4.9.06037

All Release v

Translations >

ISEComplianceModule >

AppSelector-2.0 >

Hostscan >

Android >

4.10 >

NVM >

4.9 v

4.9.06037

4.9.05042

4.9.04053

AnyConnect Secure Mobility Client v4.x

Release 4.9.04053

★★★★☆ (1) [Write](#) | [Read reviews](#)

[▲ My Notifications](#)

Related Links and Documentation

[AnyConnect Ordering Guide](#)

[Release Notes for 4.9.04053](#)

[Licensing FAQ](#)

⚠ AnyConnect 4.9 is available to customers with active AnyConnect Apex, Plus or VPN Only term/contracts. See the [AnyConnect Ordering Guide](#) for options. [Software Download problems?](#)

| File Information | Release Date | Size | ↓ | 🛒 |
|---|--------------|----------|---|---|
| AnyConnect Pre-Deployment Package (Linux 64-bit) | 30-Nov-2020 | 25.19 MB | ↓ | 🛒 |
| anyconnect-linux64-4.9.04053-predeploy-k9.tar.gz | | | | |
| Application Programming Interface [API] (Linux 64-bit) | 30-Nov-2020 | 6.61 MB | ↓ | 🛒 |
| anyconnect-linux64-4.9.04053-vpnapi.tar.gz | | | | |
| AnyConnect Headend Deployment Package (Linux 64-bit) | 30-Nov-2020 | 34.49 MB | ↓ | 🛒 |
| anyconnect-linux64-4.9.04053-webdeploy-k9.pkg | | | | |
| AnyConnect Pre-Deployment Package (Mac OS) | 30-Nov-2020 | 41.44 MB | ↓ | 🛒 |
| anyconnect-macos-4.9.04053-predeploy-k9.dmg | | | | |
| Application Programming Interface [API] (Mac OS) | 30-Nov-2020 | 33.62 MB | ↓ | 🛒 |
| anyconnect-macos-4.9.04053-vpnapi.tar.gz | | | | |
| AnyConnect Headend Deployment Package (Mac OS) | 30-Nov-2020 | 57.16 MB | ↓ | 🛒 |
| anyconnect-macos-4.9.04053-webdeploy-k9.pkg | | | | |
| Language localization transform Pre-Deployment (Windows) | 30-Nov-2020 | 0.64 MB | ↓ | 🛒 |
| anyconnect-win-4.9.04053-core-vpn-lang-predeploy-k9.zip | | | | |
| Language localization transform Headend Deployment (Windows) | 30-Nov-2020 | 0.65 MB | ↓ | 🛒 |
| anyconnect-win-4.9.04053-core-vpn-lang-webdeploy-k9.zip | | | | |
| AnyConnect Pre-Deployment Package (Windows) - includes individual MSI files | 30-Nov-2020 | 59.62 MB | ↓ | 🛒 |
| anyconnect-win-4.9.04053-predeploy-k9.zip | | | | |

2단계. Windows용 AnyConnect 설치 프로그램 변형 파일을 다운로드합니다.

2.1단계 Cisco 소프트웨어 다운로드 페이지로 이동하여 Windows 시스템에 설치할 동일한 AnyConnect 버전과 일치하는 Windows용 AnyConnect Installer 변형 파일을 다운로드합니다.

이 예에서는 AnyConnect 버전 4.9.04053(tools-anyconnect-win-4.9.04053-transforms.zip)용 변형 파일을 다운로드합니다.

Expand All Collapse All

- Latest Release
 - 4.10.00093
 - 4.9.06037
- All Release
 - Translations
 - ISEComplianceModule
 - AppSelector-2.0
 - Hostscan
 - Android
 - 4.10
 - NVM
 - 4.9
 - 4.9.06037
 - 4.9.05042
 - 4.9.04053**

Release 4.9.04053














































★★★★☆ (1) Write | Read reviews

▲ My Notifications

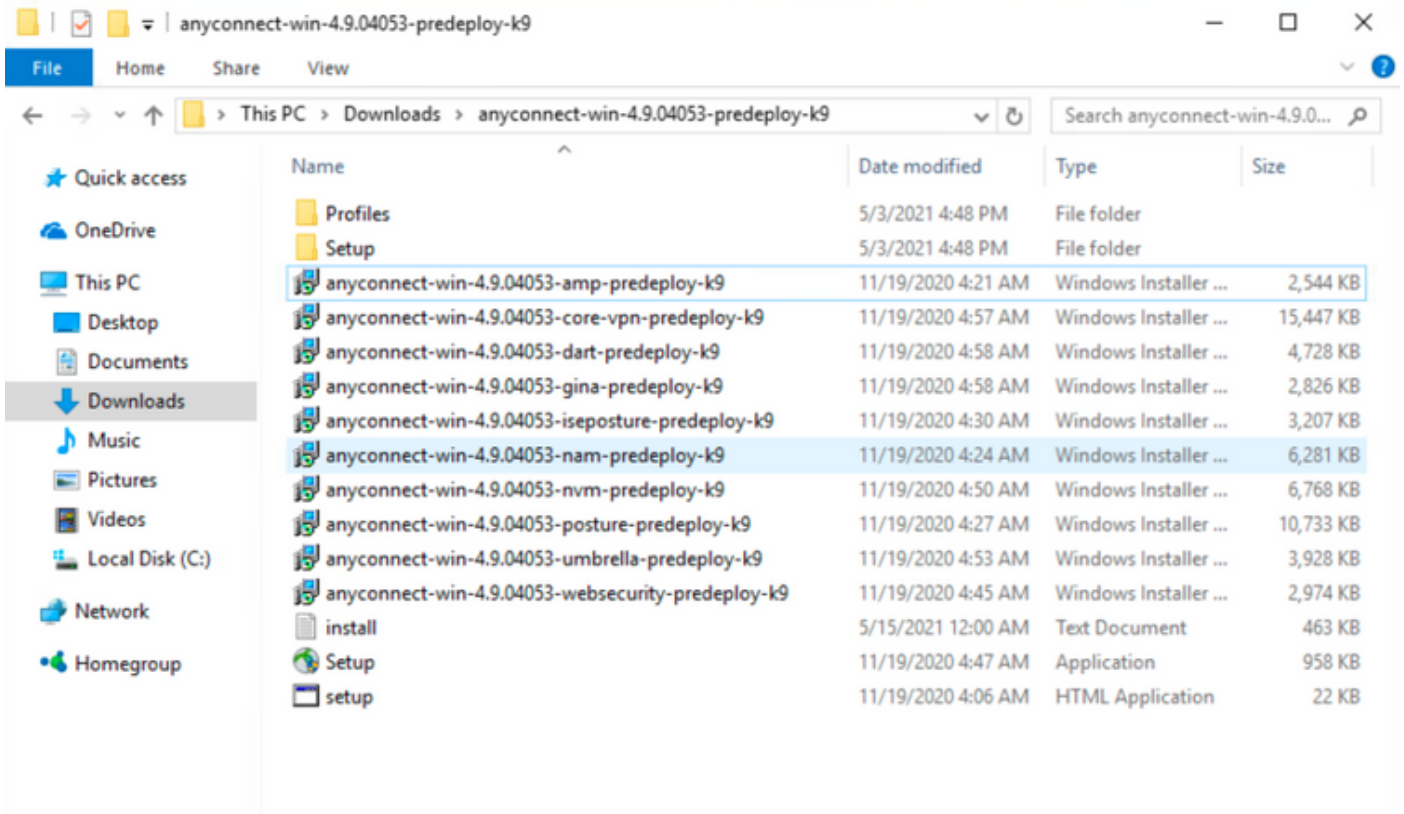
Related Links and Documentation

- AnyConnect Ordering Guide
- Release Notes for 4.9.04053
- Licensing FAQ

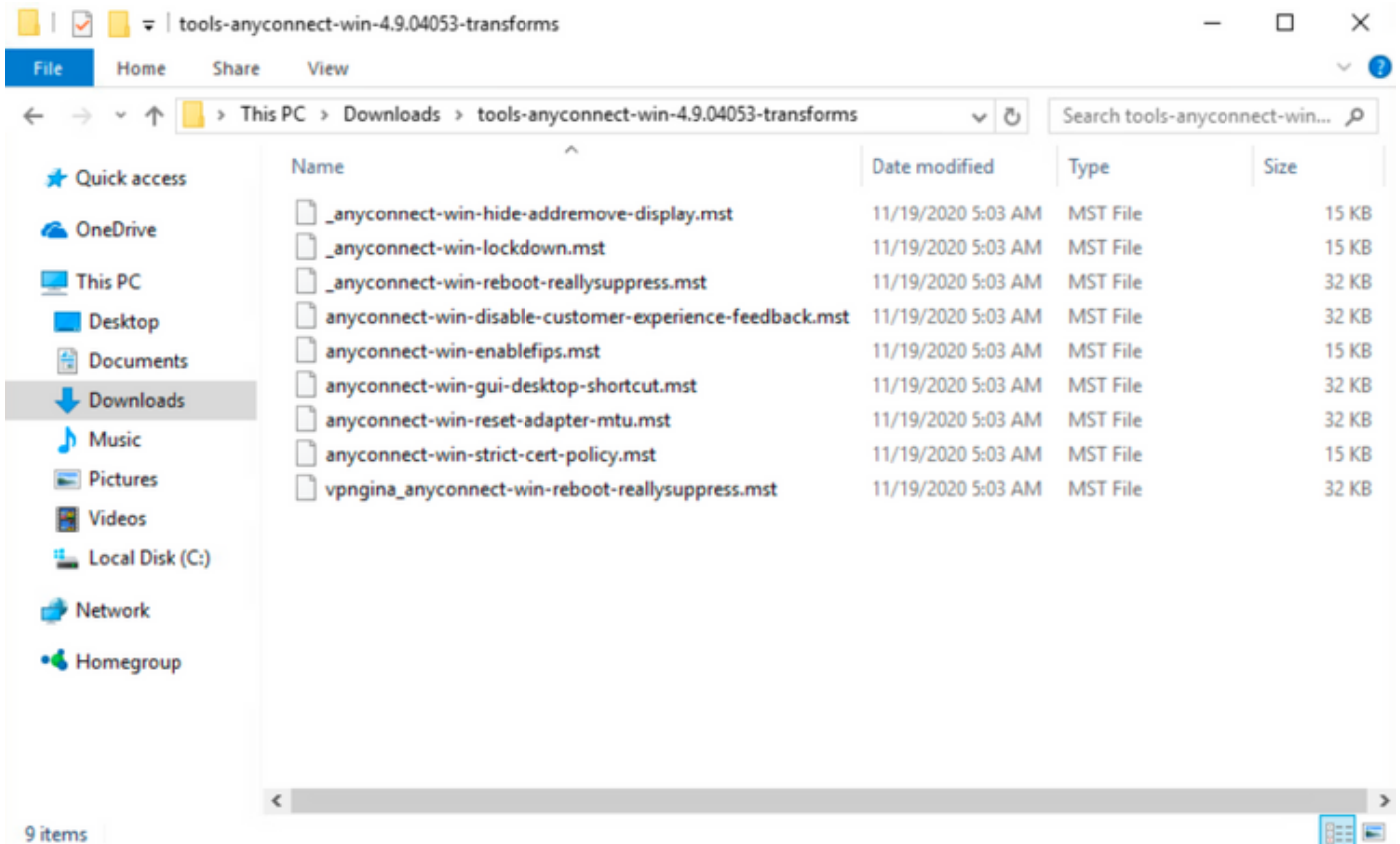
AnyConnect 4.9 is available to customers with active AnyConnect Apex, Plus or VPN Only term/contracts. See the AnyConnect Ordering Guide for options. [Software Download problems?](#)

| File Information | Release Date | Size | |
|---|--------------|-----------|---|
| AnyConnect Pre-Deployment Package (Linux 64-bit)  anyconnect-linux64-4.9.04053-predeploy-k9.tar.gz | 30-Nov-2020 | 25.19 MB |   |
| Application Programming Interface [API] (Linux 64-bit)  anyconnect-linux64-4.9.04053-vpnapi.tar.gz | 30-Nov-2020 | 6.61 MB |   |
| AnyConnect Headend Deployment Package (Linux 64-bit)  anyconnect-linux64-4.9.04053-webdeploy-k9.pkg | 30-Nov-2020 | 34.49 MB |   |
| AnyConnect Pre-Deployment Package (Mac OS)  anyconnect-macos-4.9.04053-predeploy-k9.dmg | 30-Nov-2020 | 41.44 MB |   |
| Application Programming Interface [API] (Mac OS)  anyconnect-macos-4.9.04053-vpnapi.tar.gz | 30-Nov-2020 | 33.62 MB |   |
| AnyConnect Headend Deployment Package (Mac OS)  anyconnect-macos-4.9.04053-webdeploy-k9.pkg | 30-Nov-2020 | 57.16 MB |   |
| Language localization transform Pre-Deployment (Windows)  anyconnect-win-4.9.04053-core-vpn-lang-predeploy-k9.zip | 30-Nov-2020 | 0.64 MB |   |
| Language localization transform Headend Deployment (Windows)  anyconnect-win-4.9.04053-core-vpn-lang-webdeploy-k9.zip | 30-Nov-2020 | 0.65 MB |   |
| AnyConnect Pre-Deployment Package (Windows) - includes individual MSI files  anyconnect-win-4.9.04053-predeploy-k9.zip | 30-Nov-2020 | 59.62 MB |   |
| Application Programming Interface [API] (Windows)  anyconnect-win-4.9.04053-vpnapi.zip | 30-Nov-2020 | 141.06 MB |   |
| AnyConnect Headend Deployment Package (Windows)  anyconnect-win-4.9.04053-webdeploy-k9.pkg | 30-Nov-2020 | 67.32 MB |   |
| AnyConnect Pre-Deployment Package (Windows 10 ARM64) - includes individual MSI files  anyconnect-win-arm64-4.9.04053-predeploy-k9.zip | 30-Nov-2020 | 28.84 MB |   |
| AnyConnect Headend Deployment Package (Windows 10 ARM64)  anyconnect-win-arm64-4.9.04053-webdeploy-k9.pkg | 30-Nov-2020 | 36.48 MB |   |
| Profile Editor (Windows)  tools-anyconnect-win-4.9.04053-profileeditor-k9.msi | 30-Nov-2020 | 10.61 MB |   |
| AnyConnect Installer Transforms (Windows)  tools-anyconnect-win-4.9.04053-transforms.zip | 30-Nov-2020 | 0.05 MB |   |

3단계. 다운로드한 AnyConnect 파일의 압축을 풀어 다른 폴더에 저장합니다.
 3.1단계 anyconnect-win-4.9.04053-predeploy-k9.zip 파일의 압축이 다음 폴더 경로(C:\Users\calo\Downloads\anyconnect-win-4.9.04053-predeploy-k9)에서 풀립니다.

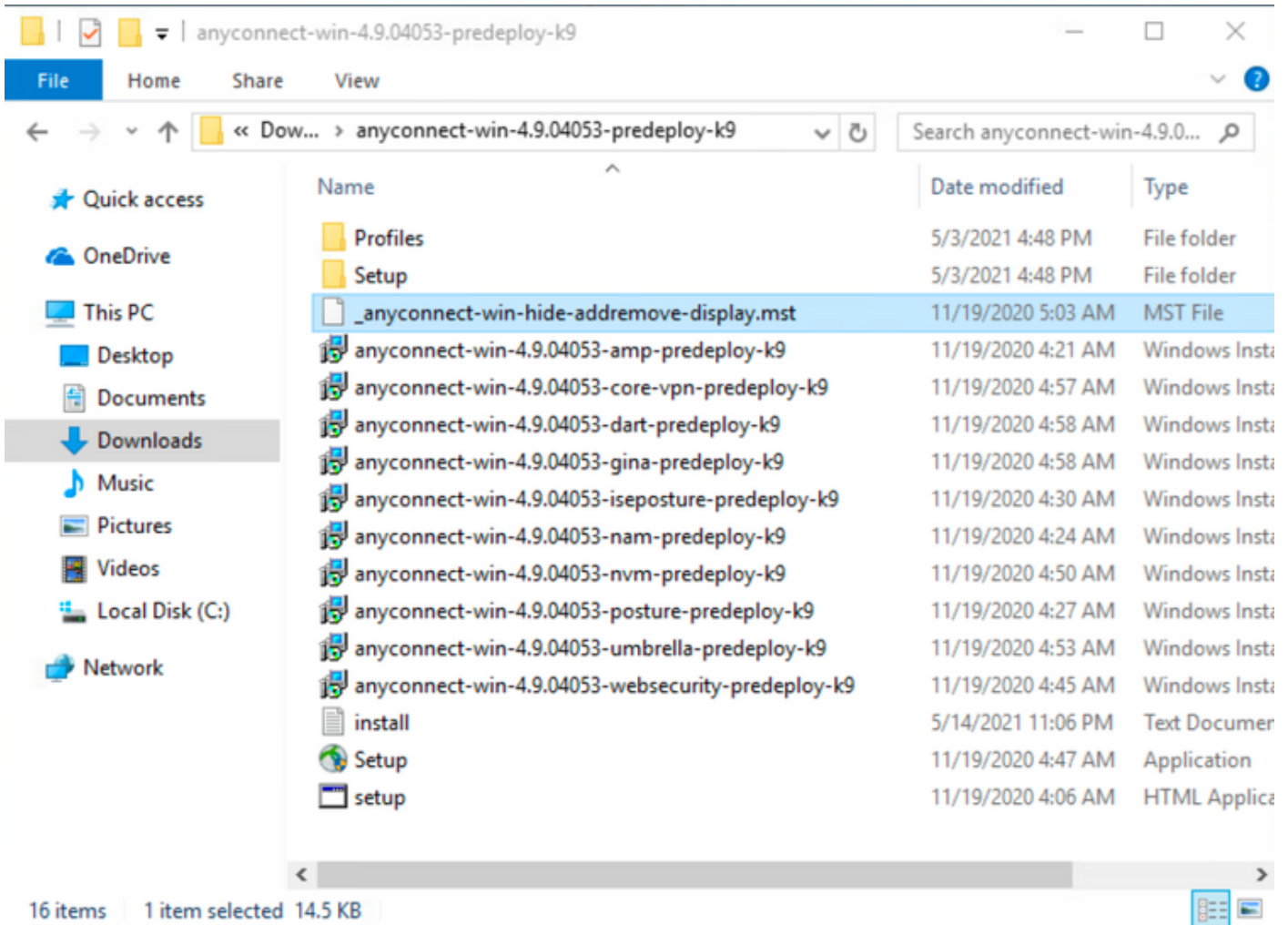


3.2단계 **tools-anyconnect-win-4.9.04053-transforms.zip** 다음 폴더 경로에서 파일의 압축이 풀립니다. C:\Users\calo\Downloads\tools-anyconnect-win-4.9.04053-transforms



4단계. AnyConnect hide-addermove 변형 파일을 복사하여 AnyConnect MSI 설치 프로그램 파일과 같은 폴더에 붙여넣습니다.

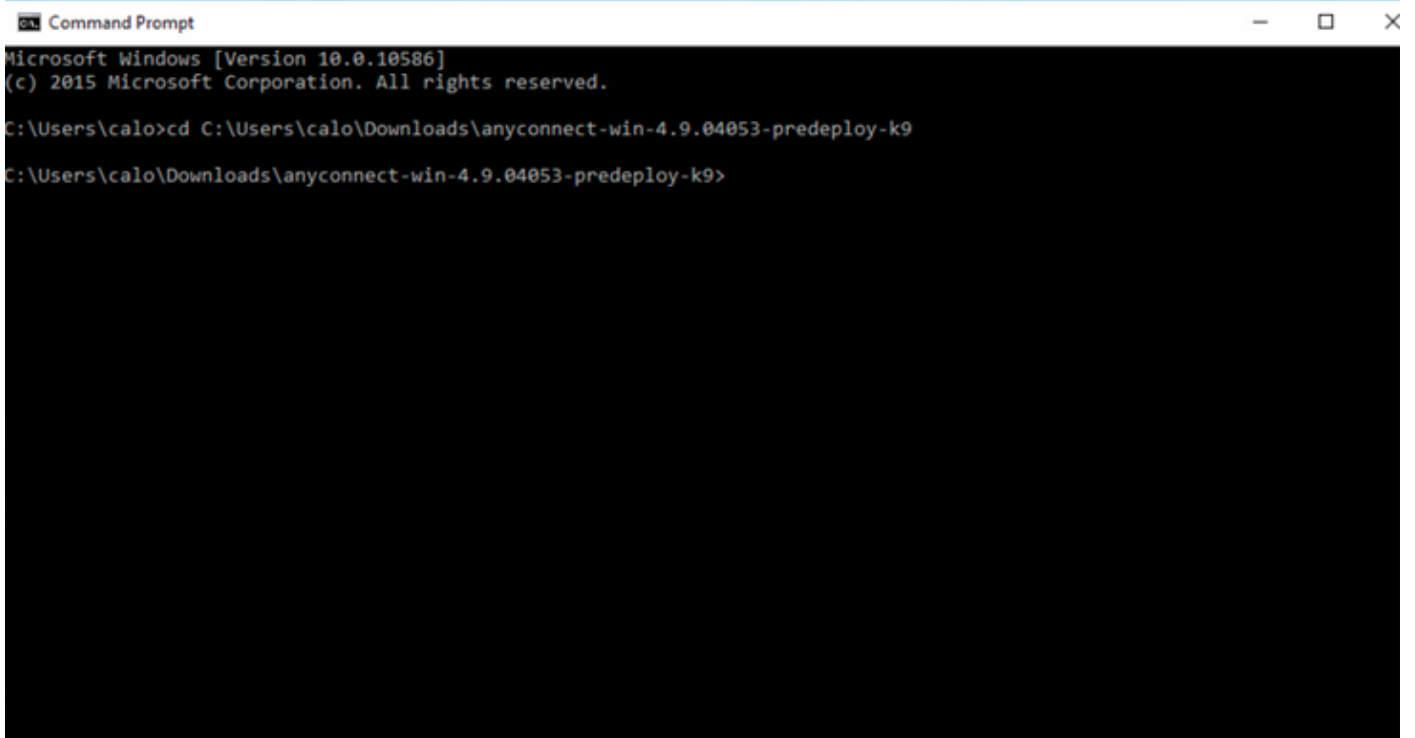
4.1단계 **tools-anyconnect-win-4.9.04053-transforms** 폴더에서 **_anyconnect-win-hide-addremove-display.mst**를 복사하여 **anyconnect-win-4.9.04053-predeploy-k9** 폴더에 붙여넣습니다.



5단계. MSI AnyConnect 설치 파일이 있는 폴더 경로에 CD를 넣습니다.

5.1단계 Windows 명령 프롬프트 터미널을 열고 MSI AnyConnect 설치 파일과 **_anyconnect-win-hide-addremove-display.mst**가 있는 폴더 경로로 cd를 열면 위 단계에서 복사/붙여넣은 파일을 변형합니다.

이 예제 cd는 다음 폴더 경로 C:\Users\calo\Downloads\anyconnect-win-4.9.04053-predeploy-k9에 있습니다.



6단계. hide-addremove 변환 파일을 사용하여 AnyConnect 모듈을 설치합니다.

6.1단계 I AnyConnect .msi 모듈 파일 및 **_anyconnect-win-hide-addremove-display.mst** 변환 파일을 가리키는 다음 MSI installer 명령과 함께 필요한 각 AnyConnect 모듈을 설치합니다.

```
msiexec -i anyconnect-win-4.9.04053-xxxxxxx-predeploy-k9.msi TRANSFORMS=_anyconnect-win-hide-
```

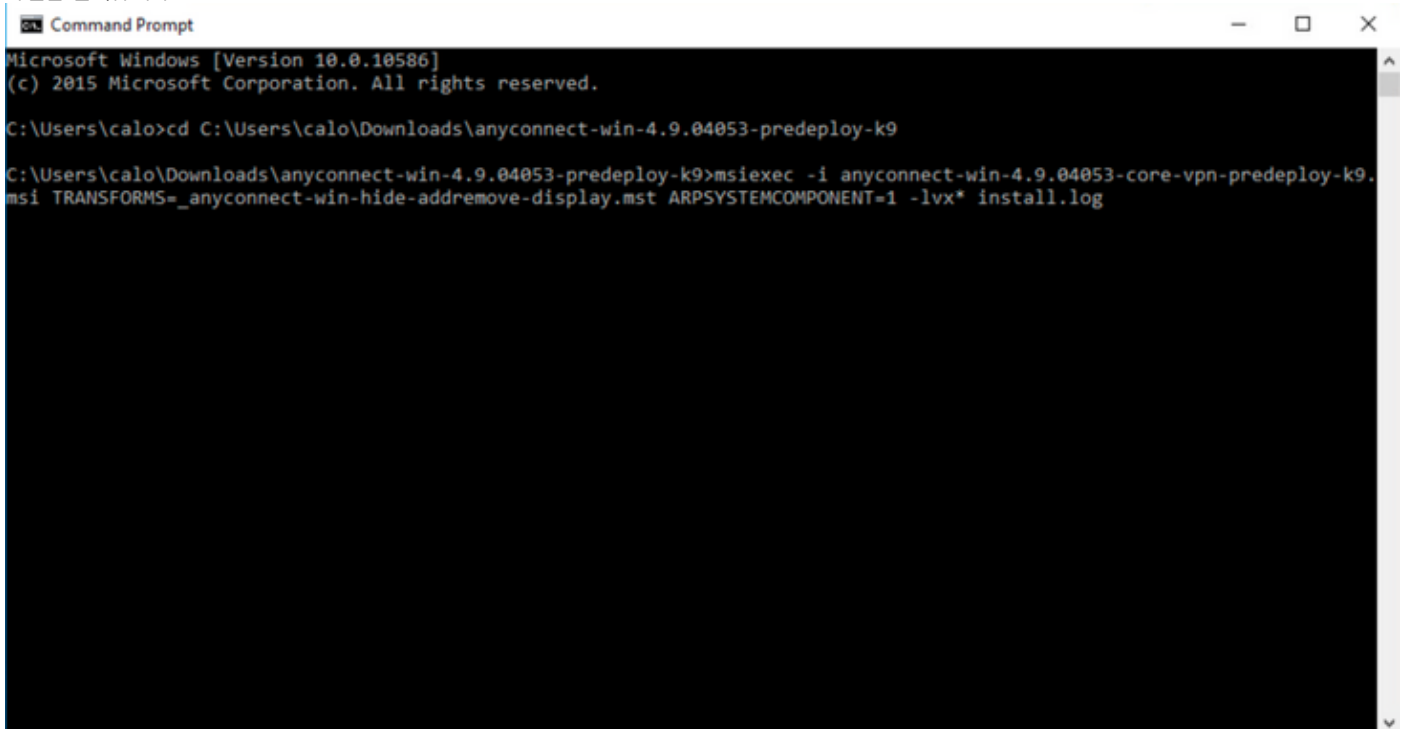
addremove-display.mst ARPSYSTEMCOMPONENT=1 -lvx* install.log

참고: ARPSYSTEMCOMPONENT 값 설정을 "1"으로 지정하면 AnyConnect 모듈을 설치할 프로그램 목록 추가/제거 기능에서 Hide AnyConnect를 활성화합니다.

참고:Cisco는 제공된 샘플 변형 파일을 사용하여 이 속성을 설정하고, 숨기려는 각 모듈의 각 MSI 설치 프로그램에 변형을 적용할 것을 권장합니다. 샘플 변환은 Cisco AnyConnect Secure Mobility Client 소프트웨어 다운로드 페이지에서 다운로드할 수 있습니다.

참고:코어 클라이언트와 하나 이상의 선택적 모듈을 구축하는 경우 각 설치 관리자에 HIDE-AnyConnect 속성을 적용해야 합니다.이 작업은 한 가지 방법이며 제품을 다시 설치하지 않으면 제거할 수 없습니다.

6단계 6.2 이 예에서는 AnyConnect CORE & VPN 모듈과 AnyConnect 버전 4.9.04053의 파일과 일치하는 _anyconnect-win-hide-addremove-display.mst 변환 파일을 설치합니다.



```
Command Prompt
Microsoft Windows [Version 10.0.10586]
(c) 2015 Microsoft Corporation. All rights reserved.

C:\Users\calo>cd C:\Users\calo\Downloads\anyconnect-win-4.9.04053-predeploy-k9

C:\Users\calo\Downloads\anyconnect-win-4.9.04053-predeploy-k9>msiexec -i anyconnect-win-4.9.04053-core-vpn-predeploy-k9.msi TRANSFORMS=_anyconnect-win-hide-addremove-display.mst ARPSYSTEMCOMPONENT=1 -lvx* install.log
```



Welcome to Cisco AnyConnect Secure Mobility Client Setup Wizard

The Setup Wizard will install Cisco AnyConnect Secure Mobility Client on your computer. Click Next to continue or Cancel to exit the Setup Wizard.

< Back

Next >

Cancel

End-User License Agreement

Please read the following license agreement carefully



Supplemental End User License Agreement for AnyConnect® Secure Mobility Client v4.x and other VPN-related Software

IMPORTANT: READ CAREFULLY

This Supplemental End User License Agreement ("SEULA") contains additional terms and conditions for the Software Product licensed under the End User License Agreement ("EULA") between You ("You") and Cisco.

- I accept the terms in the License Agreement
- I do not accept the terms in the License Agreement

< Back

Next >

Cancel

Ready to Install

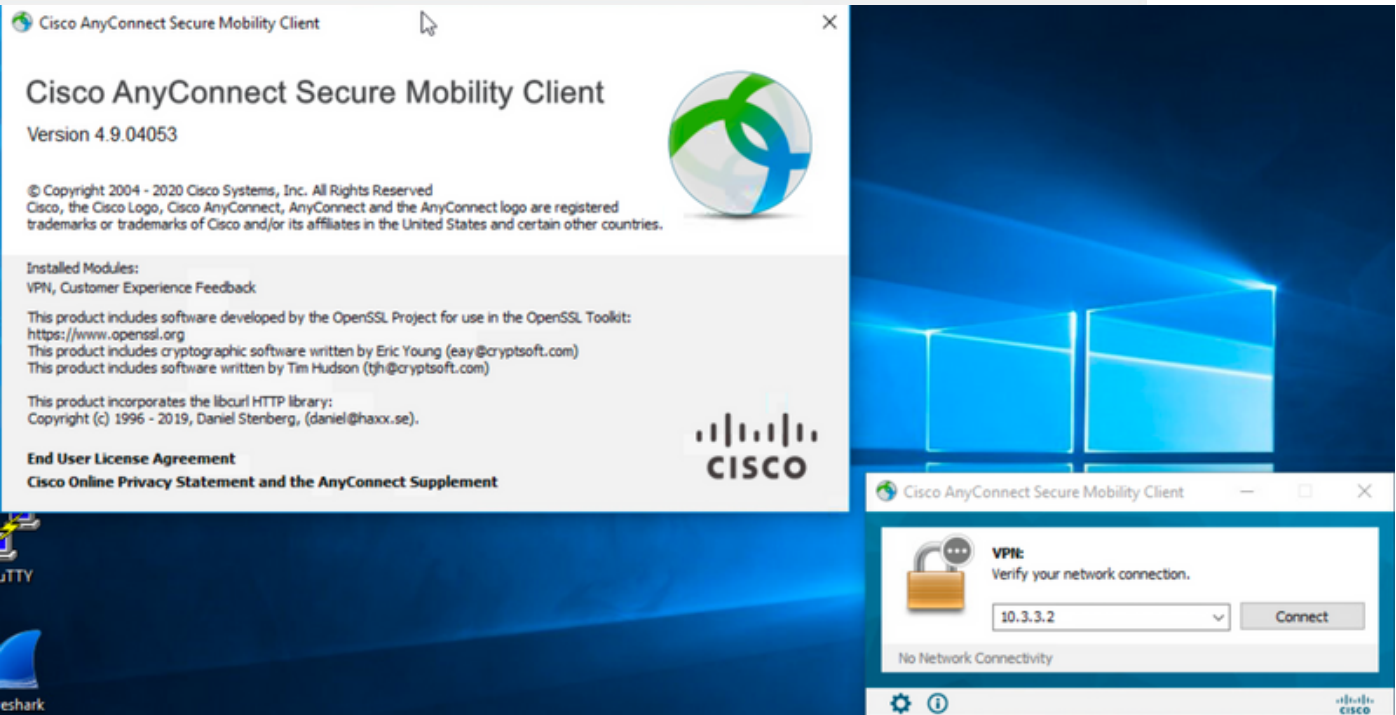
The Setup Wizard is ready to begin the Typical installation



Click "Install" to begin the installation. If you want to review or change any of your installation settings, click "Back". Click "Cancel" to exit the wizard.

Advanced Installer

< Back **Install** Cancel

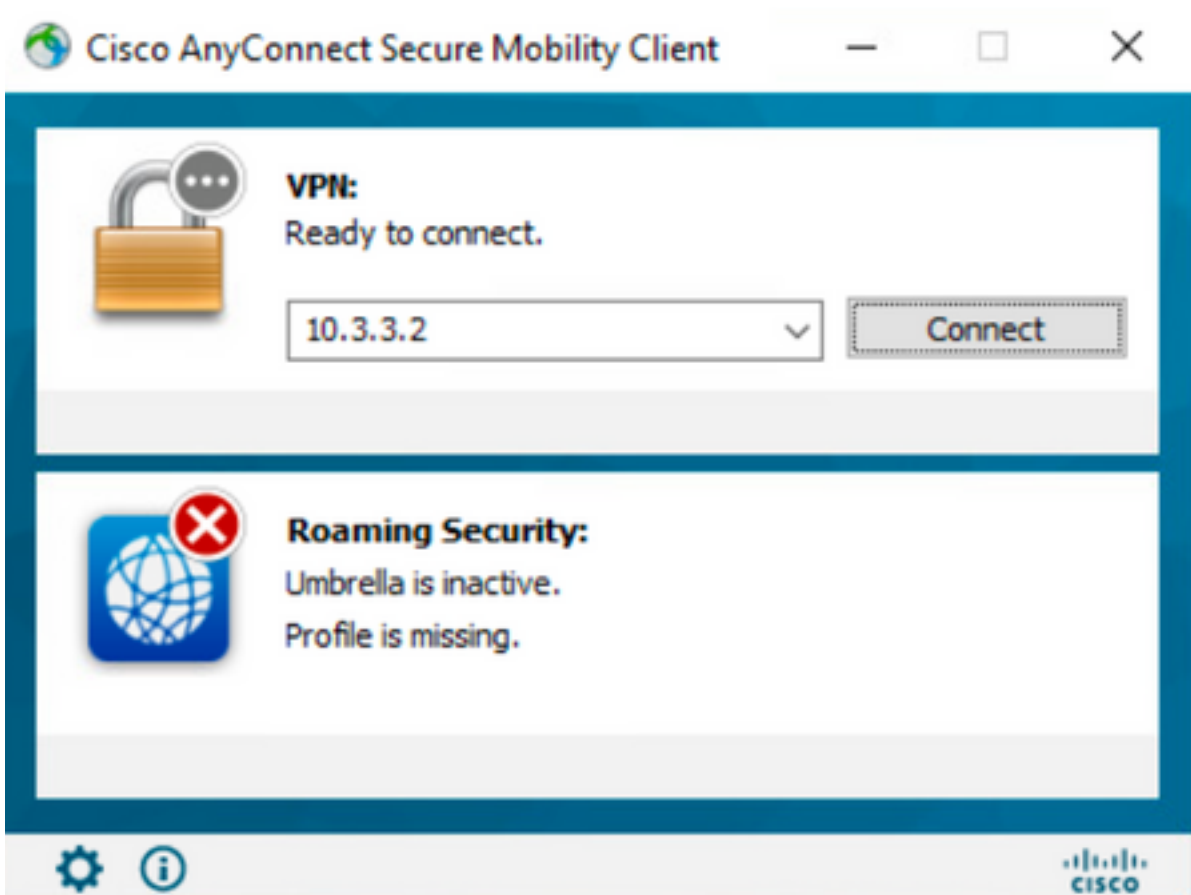


6.3단계 이 예에서는 AnyConnect Umbrella Roaming Security 모듈과 `_anyconnect-win-hide-addressremove-display.mst` 변환 파일을 설치합니다. 이 파일은 모두 AnyConnect 버전 4.9.04053의 파일과 일치합니다.

```
msiexec -i anyconnect-win-4.9.04053-umbrella-predeploy-k9.msi TRANSFORMS=_anyconnect-win-hide-addressremove-display.mst ARPSYSTEMCOMPONENT=1 -lvx* install.log
```

```
Command Prompt
Microsoft Windows [Version 10.0.10586]
(c) 2015 Microsoft Corporation. All rights reserved.

C:\Users\calo>cd C:\Users\calo\Downloads\anyconnect-win-4.9.04053-predeploy-k9
C:\Users\calo\Downloads\anyconnect-win-4.9.04053-predeploy-k9>msiexec -i anyconnect-win-4.9.04053-umbrella-predeploy-k9.msi TRANSFORMS=_anyconnect-win-hide-addressremove-display.mst ARPSYSTEMCOMPONENT=1 -lvx* install.log_
```



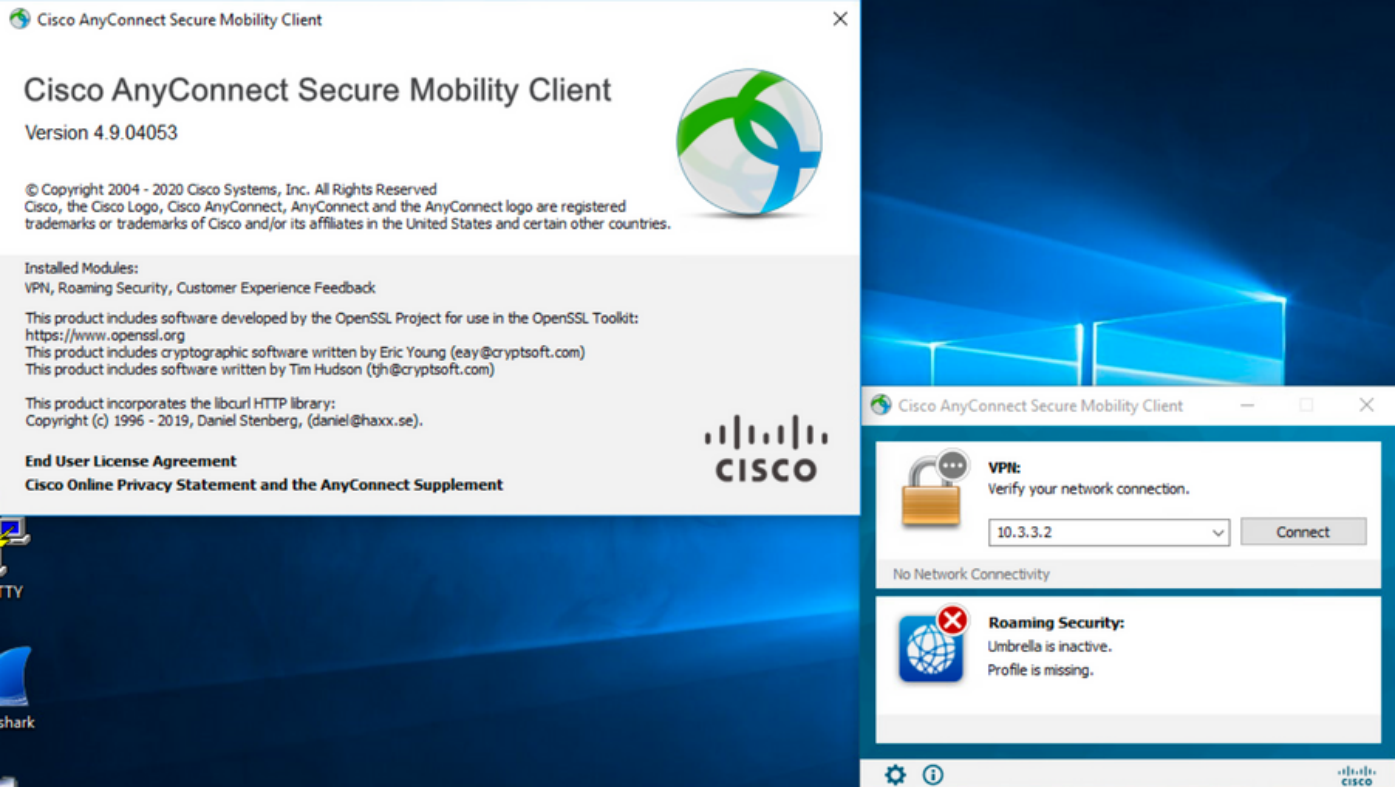
ASDM / AnyConnect Hide AnyConnect .

AnyConnect . AnyConnect 4.9.04053 4.9.0.6037 .

구성 단계

1. Windows AnyConnect .

1.1 Windows Core & VPN Umbrella Roaming Security AnyConnect 4.9.04053 .



2. Windows AnyConnect .

2.1 Cisco Windows AnyConnect .

Windows AnyConnect . 4.9.06037(anyconnect-win-4.9.06037-webdeploy-k9.pkg).

Software Download

Downloads Home / Security / VPN and Endpoint Security Clients / Cisco VPN Clients / AnyConnect Secure Mobility Client / AnyConnect Secure Mobility Client v4.x / AnyConnect VPN Client Software - 4.9.06037

Expand All Collapse All

Latest Release

4.10.00093

4.9.06037

All Release

Translations

ISEComplianceModule

AppSelector-2.0

Hostscan

Android

4.10

NVM

4.9

4.9.06037

4.9.05042

4.9.04053

AnyConnect Secure Mobility Client v4.x

Release 4.9.06037

★ ★ ☆ ☆ ☆ (25) Read reviews

🔔 My Notifications

Related Links and Documentation

[AnyConnect Ordering Guide](#)

[Release Notes for 4.9.06037](#)

[Licensing FAQ](#)

⚠️ AnyConnect 4.9 is available to customers with active AnyConnect Apex, Plus or VPN Only term/contracts. See the [AnyConnect Ordering Guide](#) for options. [Software Download problems?](#)

| File Information | Release Date | Size | Download |
|--|--------------|-----------|----------|
| AnyConnect Pre-Deployment Package (Linux 64-bit) anyconnect-linux64-4.9.06037-predeploy-k9.tar.gz | 05-Feb-2021 | 26.18 MB | ↓ 🛒 📄 |
| Application Programming Interface [API] (Linux 64-bit) anyconnect-linux64-4.9.06037-vpnapi.tar.gz | 05-Feb-2021 | 6.84 MB | ↓ 🛒 📄 |
| AnyConnect Headend Deployment Package (Linux 64-bit) anyconnect-linux64-4.9.06037-webdeploy-k9.pkg | 05-Feb-2021 | 35.58 MB | ↓ 🛒 📄 |
| AnyConnect Pre-Deployment Package (Mac OS) anyconnect-macos-4.9.06037-predeploy-k9.dmg | 05-Feb-2021 | 42.32 MB | ↓ 🛒 📄 |
| Application Programming Interface [API] (Mac OS) anyconnect-macos-4.9.06037-vpnapi.tar.gz | 05-Feb-2021 | 34.49 MB | ↓ 🛒 📄 |
| AnyConnect Headend Deployment Package (Mac OS) anyconnect-macos-4.9.06037-webdeploy-k9.pkg | 05-Feb-2021 | 58.21 MB | ↓ 🛒 📄 |
| Language localization transform Pre-Deployment (Windows) anyconnect-win-4.9.06037-core-vpn-lang-predeploy-k9.zip | 05-Feb-2021 | 0.63 MB | ↓ 🛒 📄 |
| Language localization transform Headend Deployment (Windows) anyconnect-win-4.9.06037-core-vpn-lang-webdeploy-k9.zip | 05-Feb-2021 | 0.63 MB | ↓ 🛒 📄 |
| AnyConnect Pre-Deployment Package (Windows) - includes individual MSI files anyconnect-win-4.9.06037-predeploy-k9.zip | 05-Feb-2021 | 65.80 MB | ↓ 🛒 📄 |
| Application Programming Interface [API] (Windows) anyconnect-win-4.9.06037-vpnapi.zip | 05-Feb-2021 | 141.65 MB | ↓ 🛒 📄 |
| AnyConnect Headend Deployment Package (Windows) anyconnect-win-4.9.06037-webdeploy-k9.pkg | 05-Feb-2021 | 76.37 MB | ↓ 🛒 📄 |

3단계. Windows용 AnyConnect 설치 프로그램 변형 파일을 다운로드합니다.

3.1단계 Cisco 소프트웨어 다운로드 페이지로 이동하여 Windows 시스템에 설치할 동일한 AnyConnect 버전과 일치하는 Windows용 AnyConnect Installer 변형 파일을 다운로드합니다.

이 예에서는 AnyConnect 버전 4.9.06037(tools-anyconnect-**win-4.9.06037-transforms.zip**)용 변형 파일을 다운로드합니다.

4.9.06037

All Release

Translations

ISEComplianceModule

AppSelector-2.0

Hostscan

Android

4.10

NVM

4.9

4.9.06037

4.9.05042

4.9.04053

AnyConnect 4.9 is available to customers with active AnyConnect Apex, Plus or VPN Only term/contracts. See the AnyConnect Ordering Guide for options. [Software Download problems?](#)

| File Information | Release Date | Size | |
|---|--------------|-----------|-------|
| AnyConnect Pre-Deployment Package (Linux 64-bit) anyconnect-linux64-4.9.06037-predeploy-k9.tar.gz | 05-Feb-2021 | 26.18 MB | ↓ 🛒 📄 |
| Application Programming Interface [API] (Linux 64-bit) anyconnect-linux64-4.9.06037-vpnapi.tar.gz | 05-Feb-2021 | 6.84 MB | ↓ 🛒 📄 |
| AnyConnect Headend Deployment Package (Linux 64-bit) anyconnect-linux64-4.9.06037-webdeploy-k9.pkg | 05-Feb-2021 | 35.58 MB | ↓ 🛒 📄 |
| AnyConnect Pre-Deployment Package (Mac OS) anyconnect-macos-4.9.06037-predeploy-k9.dmg | 05-Feb-2021 | 42.32 MB | ↓ 🛒 📄 |
| Application Programming Interface [API] (Mac OS) anyconnect-macos-4.9.06037-vpnapi.tar.gz | 05-Feb-2021 | 34.49 MB | ↓ 🛒 📄 |
| AnyConnect Headend Deployment Package (Mac OS) anyconnect-macos-4.9.06037-webdeploy-k9.pkg | 05-Feb-2021 | 58.21 MB | ↓ 🛒 📄 |
| Language localization transform Pre-Deployment (Windows) anyconnect-win-4.9.06037-core-vpn-lang-predeploy-k9.zip | 05-Feb-2021 | 0.63 MB | ↓ 🛒 📄 |
| Language localization transform Headend Deployment (Windows) anyconnect-win-4.9.06037-core-vpn-lang-webdeploy-k9.zip | 05-Feb-2021 | 0.63 MB | ↓ 🛒 📄 |
| AnyConnect Pre-Deployment Package (Windows) - includes individual MSI files anyconnect-win-4.9.06037-predeploy-k9.zip | 05-Feb-2021 | 65.80 MB | ↓ 🛒 📄 |
| Application Programming Interface [API] (Windows) anyconnect-win-4.9.06037-vpnapi.zip | 05-Feb-2021 | 141.65 MB | ↓ 🛒 📄 |
| AnyConnect Headend Deployment Package (Windows) anyconnect-win-4.9.06037-webdeploy-k9.pkg | 05-Feb-2021 | 76.37 MB | ↓ 🛒 📄 |
| AnyConnect Pre-Deployment Package (Windows 10 ARM64) - includes individual MSI files anyconnect-win-arm64-4.9.06037-predeploy-k9.zip | 05-Feb-2021 | 34.13 MB | ↓ 🛒 📄 |
| AnyConnect Headend Deployment Package (Windows 10 ARM64) anyconnect-win-arm64-4.9.06037-webdeploy-k9.pkg | 05-Feb-2021 | 43.83 MB | ↓ 🛒 📄 |
| Profile Editor (Windows) tools-anyconnect-win-4.9.06037-profileeditor-k9.msi | 05-Feb-2021 | 10.61 MB | ↓ 🛒 📄 |
| AnyConnect Installer Transforms (Windows) tools-anyconnect-win-4.9.06037-transforms.zip | 05-Feb-2021 | 0.05 MB | ↓ 🛒 📄 |

4단계. 다운로드한 AnyConnect 변형 파일의 압축을 해제합니다.

4.1단계 tools-anyconnect-win-4.9.06037-transforms.zip 다음 폴더 경로에서 파일의 압축이 풀립니다. C:\Users\calo\Downloads\tools-anyconnect-win-4.9.06037-transforms

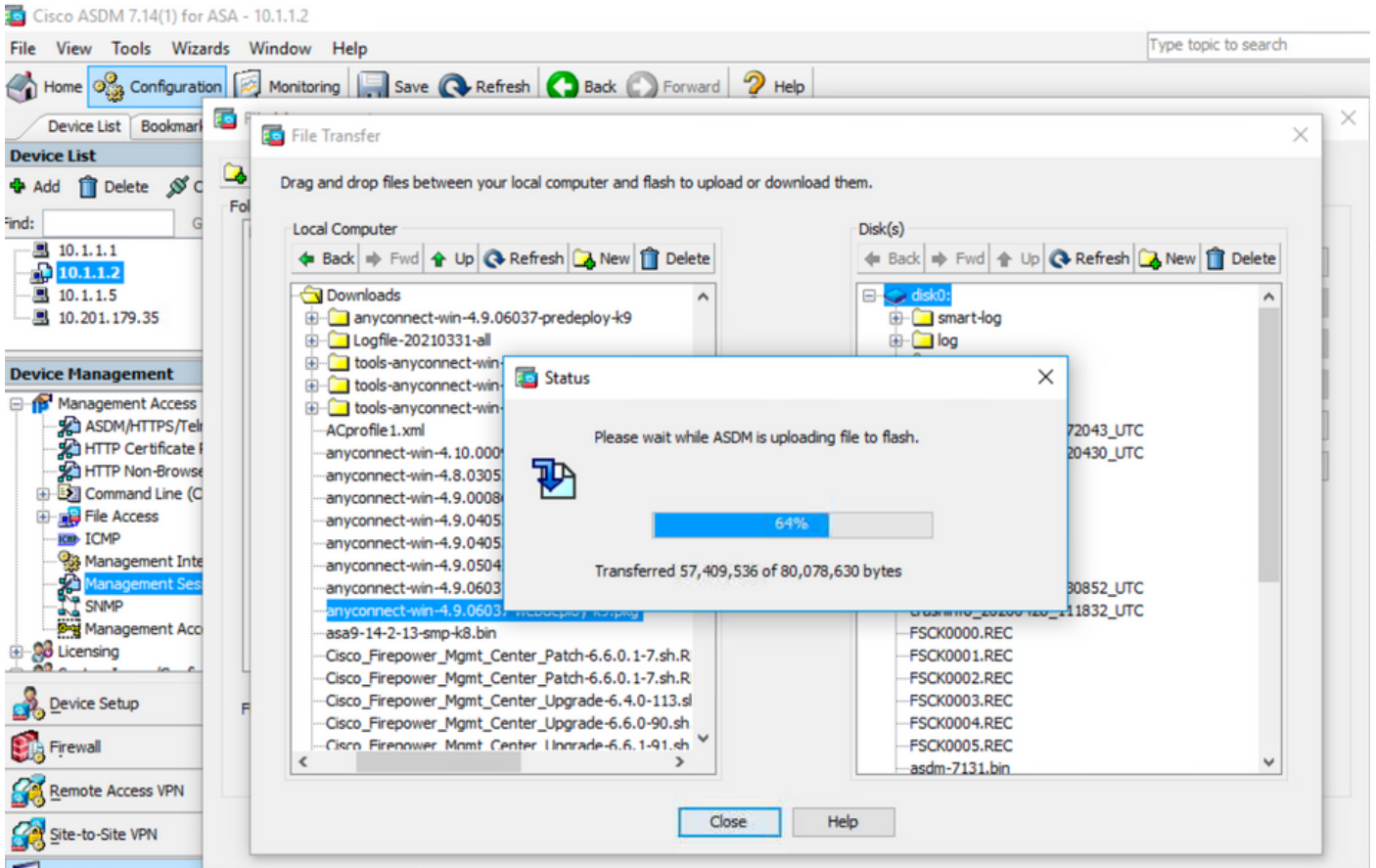
tools-anyconnect-win-4.9.06037-transforms

| Name | Date modified | Type | Size |
|---|-------------------|----------|-------|
| _anyconnect-win-hide-addressremove-display.mst | 4/19/2021 6:06 PM | MST File | 14 KB |
| _anyconnect-win-lockdown.mst | 4/19/2021 6:06 PM | MST File | 14 KB |
| _anyconnect-win-reboot-reallysuppress.mst | 4/19/2021 6:06 PM | MST File | 32 KB |
| anyconnect-win-disable-customer-experience-feedback.mst | 4/19/2021 6:06 PM | MST File | 32 KB |
| anyconnect-win-enablefips.mst | 4/19/2021 6:06 PM | MST File | 14 KB |
| anyconnect-win-gui-desktop-shortcut.mst | 4/19/2021 6:06 PM | MST File | 32 KB |
| anyconnect-win-reset-adapter-mtu.mst | 4/19/2021 6:06 PM | MST File | 32 KB |
| anyconnect-win-strict-cert-policy.mst | 4/19/2021 6:06 PM | MST File | 14 KB |
| vpngina_anyconnect-win-reboot-reallysuppress.mst | 4/19/2021 6:06 PM | MST File | 32 KB |

5단계. ASDM을 열고 자격 증명을 사용하여 ASA에 연결합니다.

6단계. PC에서 ASA 플래시 메모리로 AnyConnect 헤드엔드 구축 패키지를 전송합니다.

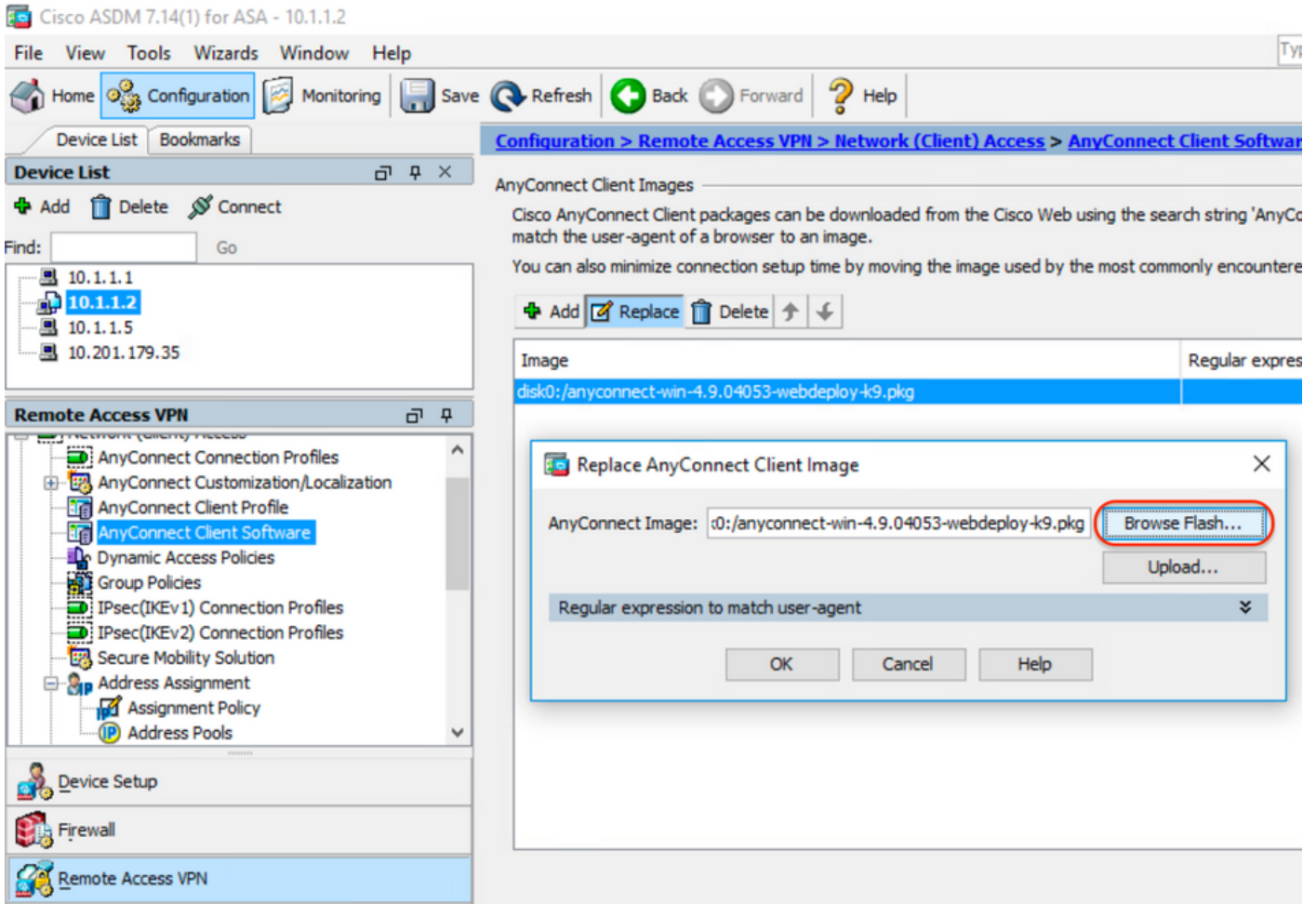
6.1단계 Tools(도구) > File Management(파일 관리) > File Transfer(파일 전송) > Between Local PC and Flash(로컬 PC 및 플래시 간)로 이동하고 AnyConnect 헤드엔드 구축 패키지 버전 4.9.06037(anyconnect-win-4.9.06037-webdeploy-k9.pkg)를 ASA 플래시 메모리로 전송합니다.



7단계. 웹 배포 업데이트에 대해 전송된 AnyConnect 헤드엔드 구축 패키지 버전을 구성합니다.

7단계 7.1 ASDM Configuration(ASDM 컨피그레이션) > Remote Access VPN(원격 액세스 VPN) > Anyconnect Client Software(Anyconnect 클라이언트 소프트웨어)로 이동하고 설치된 AnyConnect 헤드엔드 구축 패키지 버전 4.9.04053을 선택합니다.

7.2단계 그런 다음 Replace and Browse Flash(플래시 교체 및 찾아보기)를 선택하여 기존 AnyConnect 헤드엔드 구축 패키지 버전 4.9.04053을 이전에 플래시 메모리로 전송된 4.9.06037으로 바꿉니다.



Browse Flash



Folders

- disk0:
 - smart-log
 - log
 - coredumpinfo
 - snmp

Files

| FileName | Size (bytes) | Date Modified |
|--------------------------|--------------|-------------------|
| anyconnect-win-4.9.04... | 70,592,901 | 02/04/21 20:00:18 |
| anyconnect-win-4.9.06... | 80,078,630 | 05/18/21 19:20:16 |
| asa9-12-2-smp-k8.bin | 102,703,104 | 10/24/19 15:52:58 |
| asa9-12-4-7-smp-k8.bin | 102,813,696 | 11/18/20 10:49:20 |
| asa9-13-1-12-smp-k8.bin | 103,882,752 | 08/18/20 19:46:36 |
| asa9-13-1-smp-k8.bin | 103,827,456 | 08/18/20 19:24:38 |
| asa9-14-1-19-smp-k8.bin | 105,062,400 | 08/18/20 19:47:40 |
| asa9-14-1-smp-k8.bin | 105,172,992 | 08/18/20 19:47:10 |
| asa9-14-2-13-smp-k8.bin | 109,541,376 | 03/29/21 18:51:56 |
| asa9101-smp-k8.bin | 115,605,504 | 10/24/19 15:16:22 |
| asa982-15-smp-k8.bin | 108,840,960 | 11/18/20 11:04:44 |
| asdm-7131-101.bin | 34,030,612 | 08/18/20 19:17:58 |
| asdm-7131.bin | 34,033,084 | 08/18/20 19:17:36 |
| asdm-7141-46.bin | 35,743,132 | 08/18/20 19:18:30 |
| asdm-7141-48.bin | 35,744,052 | 08/18/20 19:18:42 |

File Name: anyconnect-win-4.9.06037-webdeploy-k9.pkg

- OK
- Cancel
- Refresh

7.3단계 컨피그레이션 변경 사항을 적용하고 ASA에 전송합니다.

The screenshot shows the Cisco ASDM 7.14(1) for ASA - 10.1.1.2 interface. The configuration path is **Configuration > Remote Access VPN > Network (Client) Access > AnyConnect Client Software**. The main pane displays "AnyConnect Client Images" with instructions on how to download and use them. A table lists the available images:

| Image | Regular expression to match user-agent |
|--|--|
| disk0:/anyconnect-win-4.9.06037-webdeploy-k9.pkg | |

At the bottom of the configuration pane, there are "Apply" and "Reset" buttons.

The following CLI commands are generated based on the changes you made in ASDM. To send the commands to the ASA, click Send. To not send the commands and continue making changes in ASDM, click Cancel.

```
webvpn
no anyconnect image disk0:/anyconnect-win-4.9.04053-webdeploy-k9.pkg 1
anyconnect image disk0:/anyconnect-win-4.9.06037-webdeploy-k9.pkg 1
```

Send Cancel Save To File...

8단계. AnyConnect 샘플 변형 파일을 가져옵니다.

8.1단계 ASDM Configuration(ASDM 컨피그레이션) > Remote Access VPN(원격 액세스 VPN) > Customized Installer Transforms(사용자 정의 설치 프로그램 변형) > Import(가져오기)로 이동하여 필요한 샘플 변형 파일을 가져옵니다.

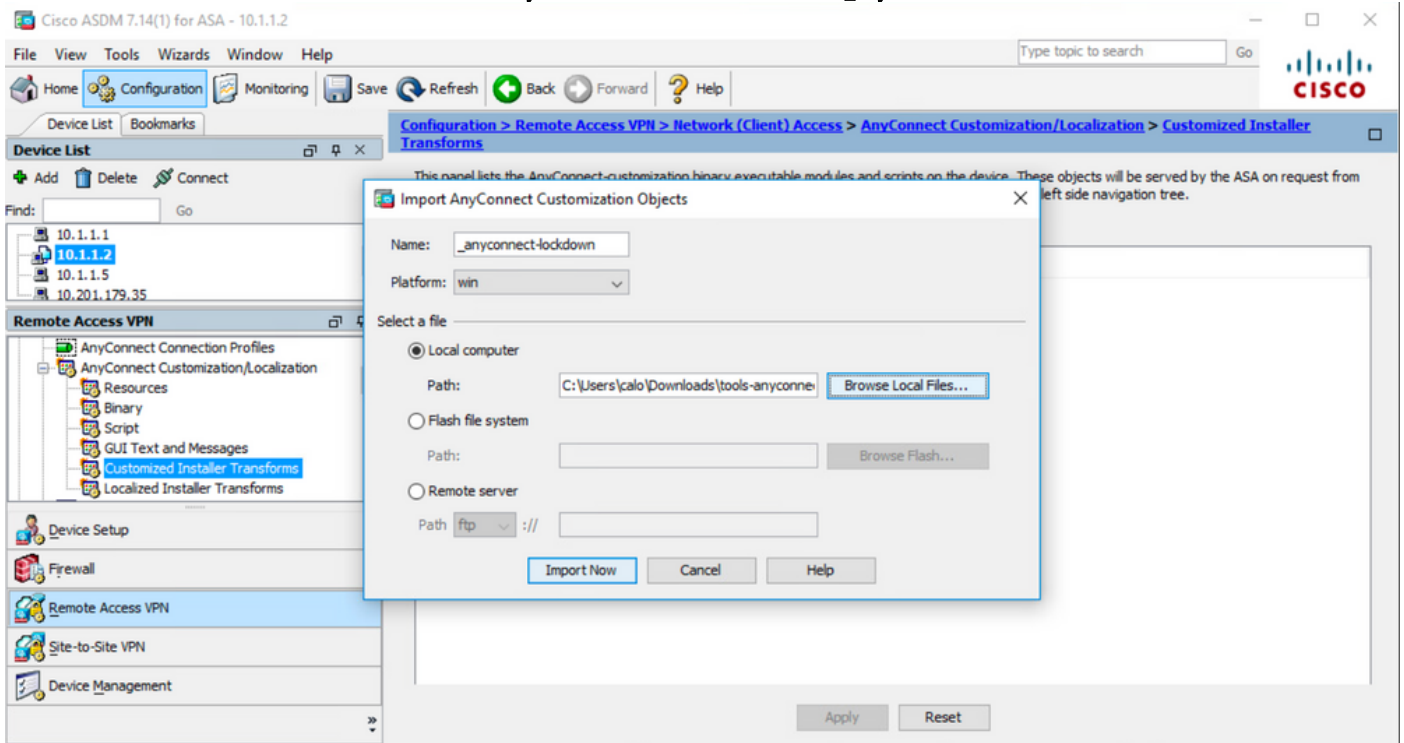
8단계 8.2 AnyConnect 버전 4.9.06037 _anyconnect-win-lockdown.mst 샘플 변형 파일을 가져와 CORE & VPN 및 Umbrella Roaming Security 모듈 모두에 대한 잠금을 활성화합니다.

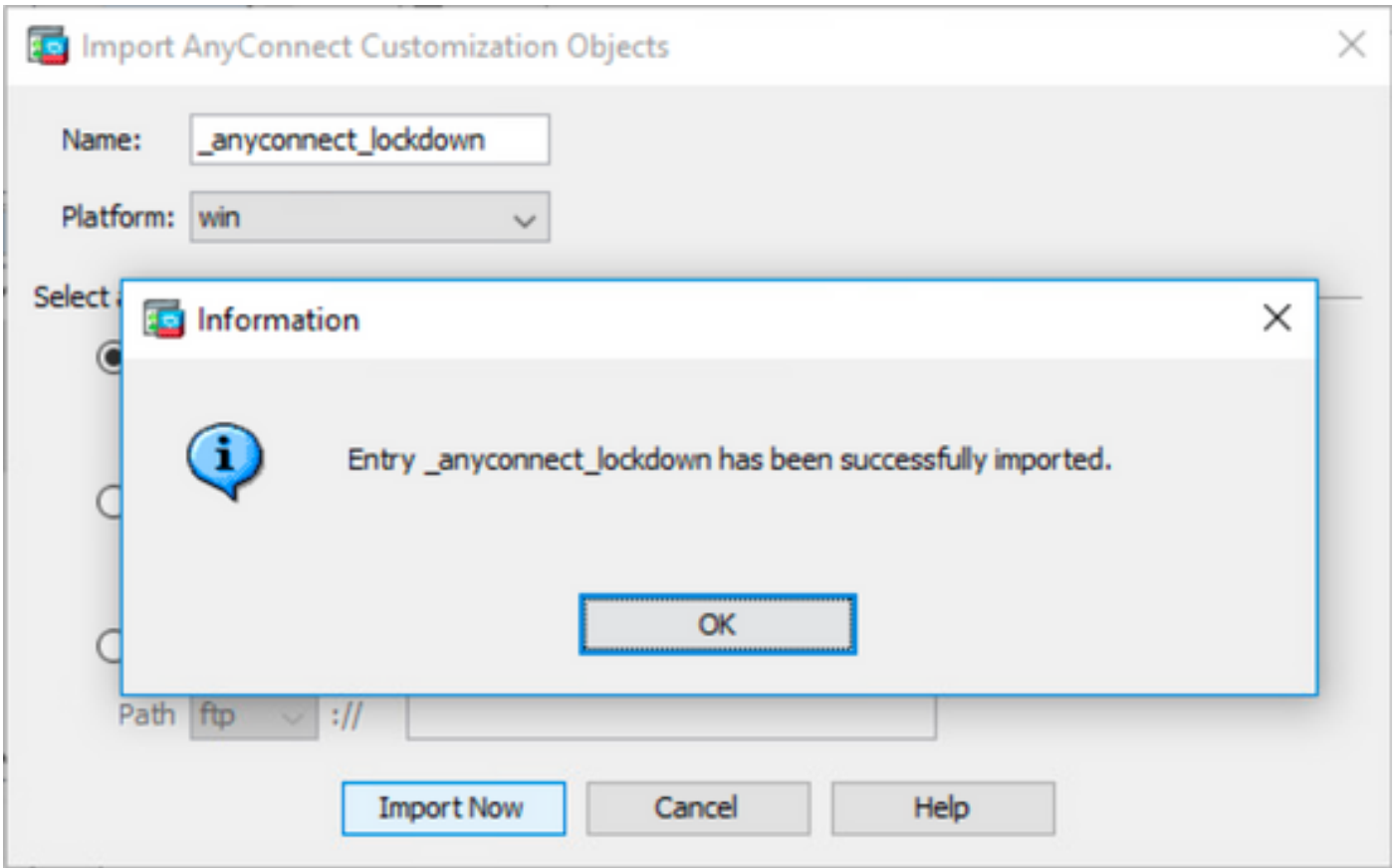
다음과 같이 값을 입력합니다.

이름: **_AnyConnect 잠금**

플랫폼: **성공**

파일 선택 - 로컬 컴퓨터: C:\Users\calo\Downloads\tools-anyconnect-win-4.9.06037-transforms_anyconnect-win-lockdown.mst





참고: AnyConnect `_anyconnect-win-lockdown.mst` 샘플 변형 파일은 필요한 AnyConnect 모듈에 대해 작동합니다.

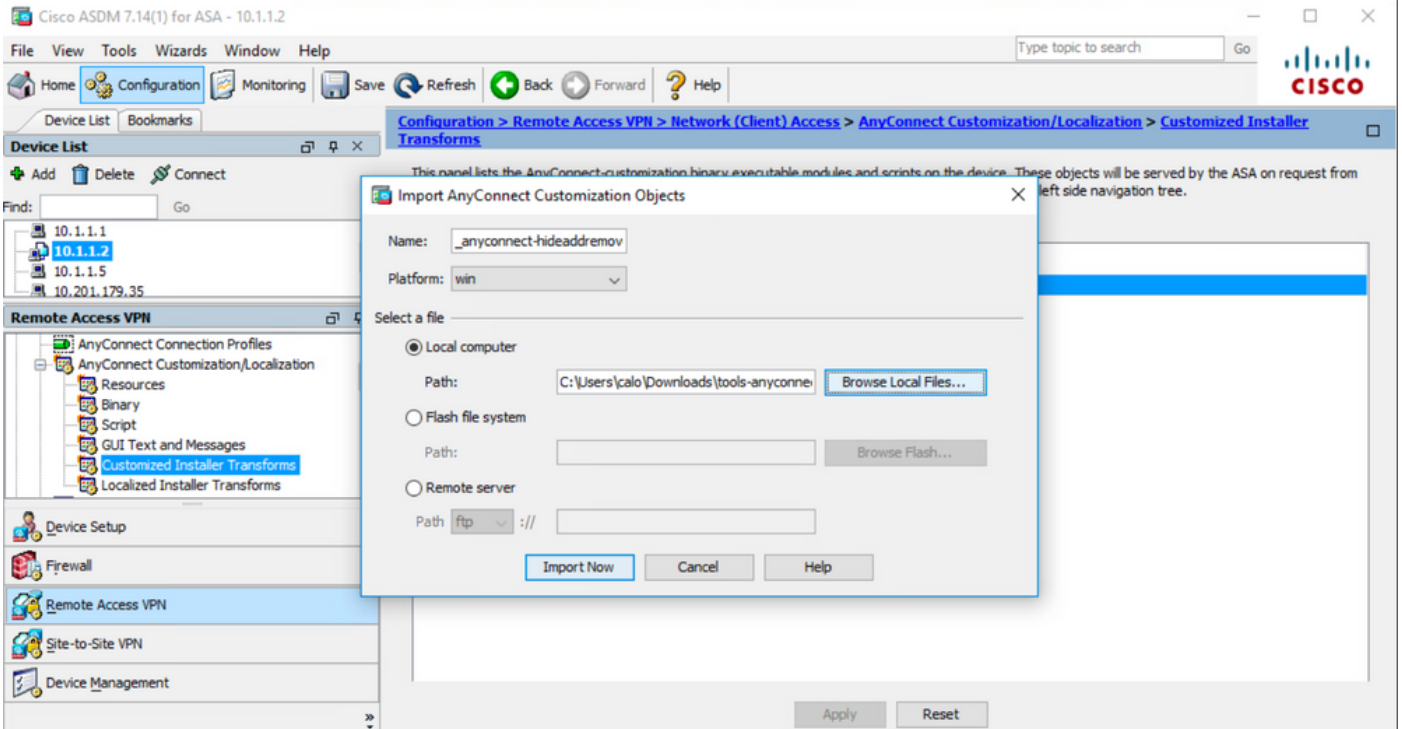
8단계 8.3 AnyConnect 버전 4.9.06037 `_anyconnect-win-hide-addressremove-display.mst` 샘플 변형 파일을 가져와 CORE & VPN 및 Umbrella Roaming Security 모듈의 추가/제거 프로그램 목록에서 숨기기를 활성화합니다.

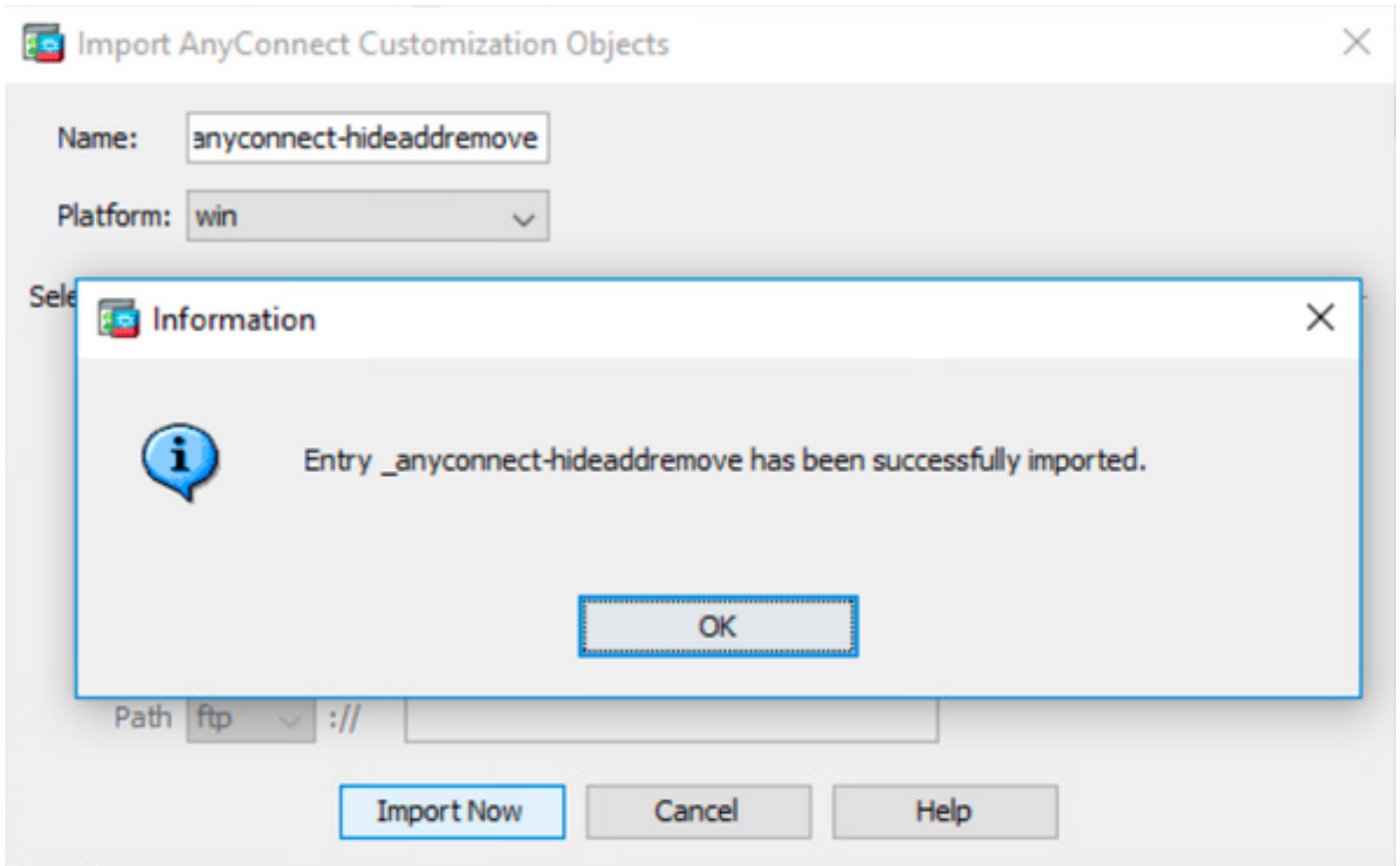
다음과 같이 값을 입력합니다.

이름: `_Anyconnect-haddeaddressremove`

플랫폼: `성공`

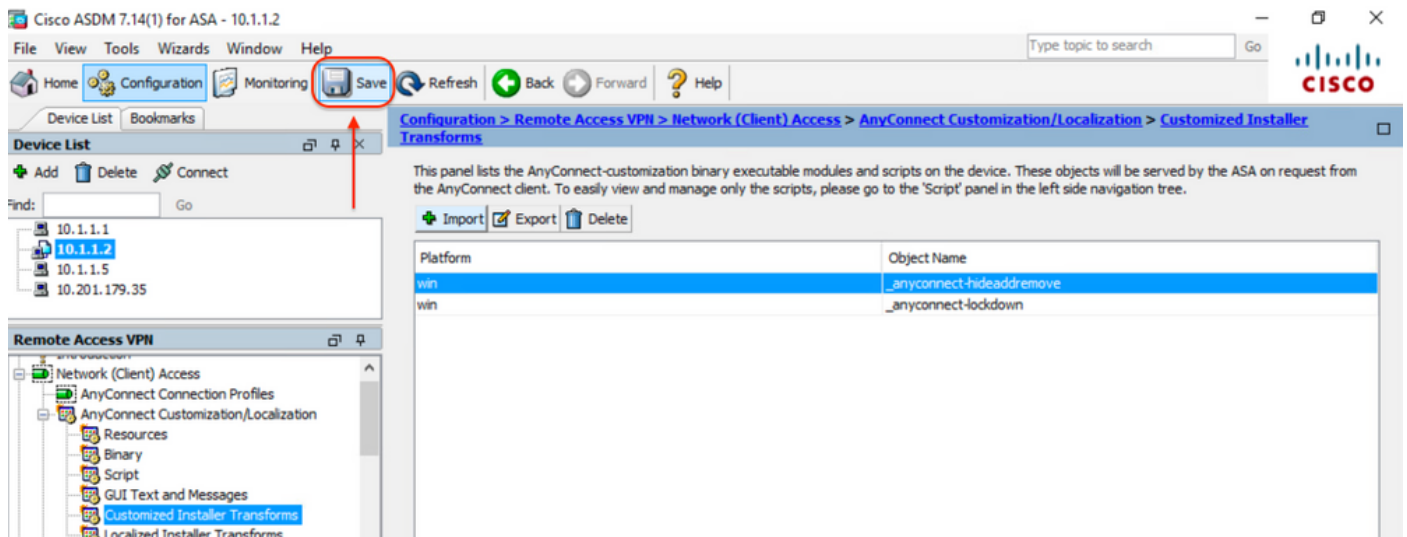
파일 선택: `C:\Users\calo\Downloads\tools-anyconnect-win-4.9.06037-transforms_anyconnect-win-hide-addressremove-display.mst`

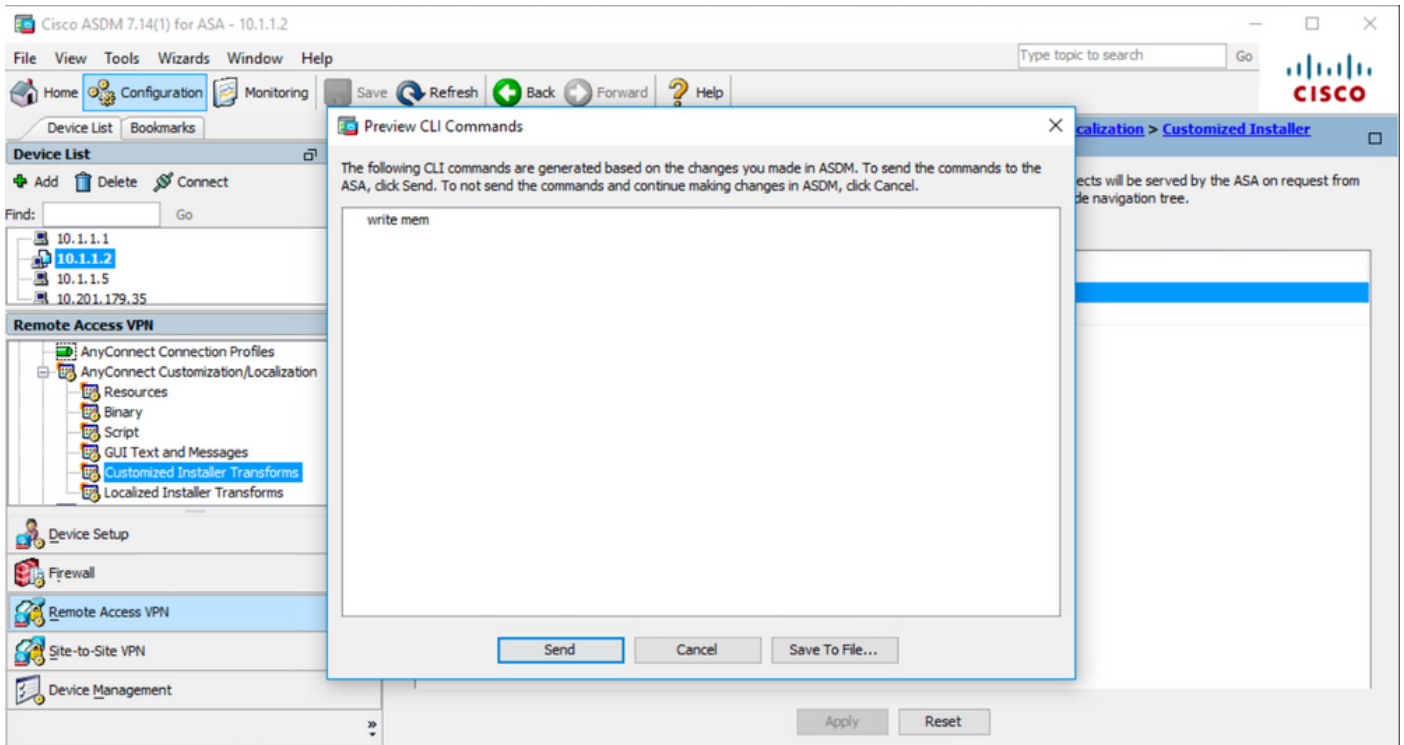




참고: `_anyconnect-win-hide-addressremove-display.mstsample` 변환 파일은 필요한 AnyConnect 모듈에 대해 작동합니다.

8.4단계 **컨피그레이션 변경 사항을 저장하고 ASA에 전송합니다.**





참고: 이 문서가 작성될 때까지 샘플 변형 파일을 가져오는 데 사용되는 이름에는 이름의 시작 부분에 밑줄 "_"이 있어야 합니다. 이렇게 하면 가져온 샘플 변환은 어떤 AnyConnect 모듈에서도 작동하게 됩니다. 이름의 시작 부분에 밑줄이 없는 다른 이름을 사용하는 경우 가져온 샘플 변환은 CORE 및 VPN Anyconnect 모듈(CSCvy38427)에만 작동합니다.

9단계. AnyConnect 웹 구축 자동 업데이트

9단계 9.1 AnyConnect 웹 구축 자동 업데이트가 **CORE & VPN** 및 Umbrella **Roaming Security** 모듈에 대해 강제로 수행됩니다.

여기서 CORE & VPN 및 Umbrella Roaming Security 모듈을 자동 업데이트하도록 ASA AnyConnect 컨피그레이션을 적용합니다.

```
webvpn enable outside anyconnect image disk0:/anyconnect-win-4.9.06037-webdeploy-k9.pkg 1
anyconnect enable tunnel-group-list enable group-policy ANYCONNECT_GP1 internal group-policy
ANYCONNECT_GP1 attributes vpn-tunnel-protocol ssl-client ssl-clientless split-tunnel-policy
tunnelspecified split-tunnel-network-list value SPLIT_TUNNEL1 webvpn anyconnect modules value
umbrella tunnel-group MY_TUNNEL1 type remote-access tunnel-group MY_TUNNEL1 general-attributes
address-pool VPN_POOL1 default-group-policy ANYCONNECT_GP1 tunnel-group MY_TUNNEL1 webvpn-
attributes group-alias SSL_TUNNEL1 enable
```

9.2단계 Windows 시스템에서 버전 4.9.04053을 실행하는 AnyConnect 클라이언트에서 ASA 헤드엔드에 대한 연결을 시작합니다.



VPN:

Exiting. Upgrade in progress.

10.3.3.2

Connect



Roaming Security:

Umbrella is inactive.


Profile is missing.



AnyConnect Secure Mobility Client Downloader




The AnyConnect Downloader is installing AnyConnect Secure Mobility Client 4.9.06037. Please wait...



AnyConnect Secure Mobility Client Downloader



The AnyConnect Downloader is installing AnyConnect Umbrella Roaming Security 4.9.06037. Please wait...



AnyConnect Secure Mobility Client Downloader



Please wait while the VPN connection is established...



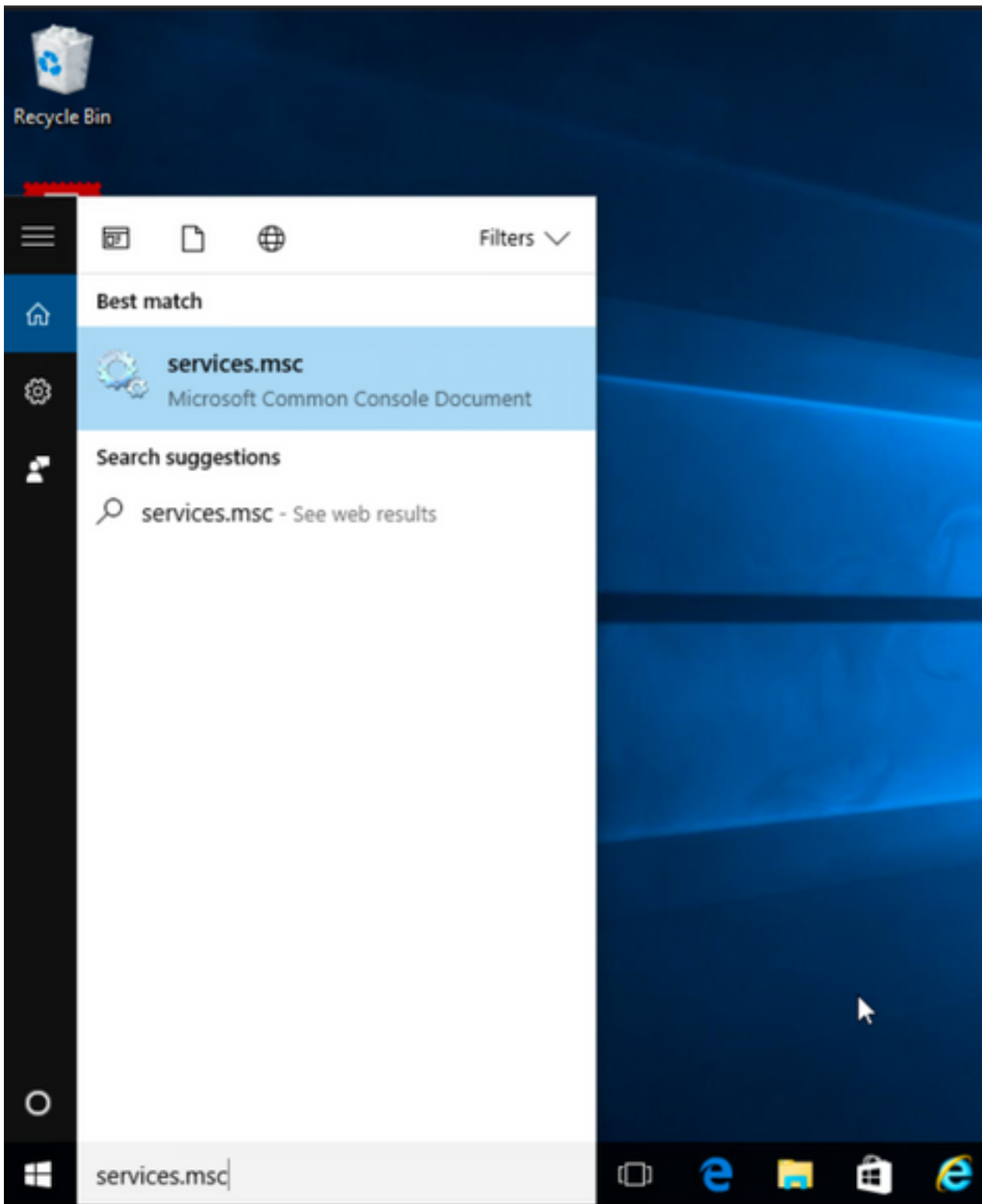
9.3단계 이후 AnyConnect Core & VPN 및 Umbrella Roaming Security 모듈은 잠금 및 프로그램 목록 추가/제거 기능의 숨기기 기능을 활성화하여 버전 4.9.06037으로 업데이트됩니다.

The screenshot shows the Cisco AnyConnect Secure Mobility Client interface. The main window displays the title "Cisco AnyConnect Secure Mobility Client" and "Version 4.9.06037". Below this, there is a copyright notice: "© Copyright 2004 - 2021 Cisco Systems, Inc. All Rights Reserved. Cisco, the Cisco Logo, Cisco AnyConnect, AnyConnect and the AnyConnect logo are registered trademarks or trademarks of Cisco and/or its affiliates in the United States and certain other countries." The interface also lists installed modules: "VPN, Roaming Security, Customer Experience Feedback". It includes information about the OpenSSL Project and the libcurl HTTP library. The "End User License Agreement" and "Cisco Online Privacy Statement and the AnyConnect Supplement" are also visible. On the right side, there is a status panel showing "VPN: Connected to 10.3.3.2" with a "Disconnect" button and a timer "00:00:35". Below that, it shows "Roaming Security: Umbrella is inactive. Profile is missing." with a red X icon. The Cisco logo is visible in the bottom right corner.

다음을 확인합니다.

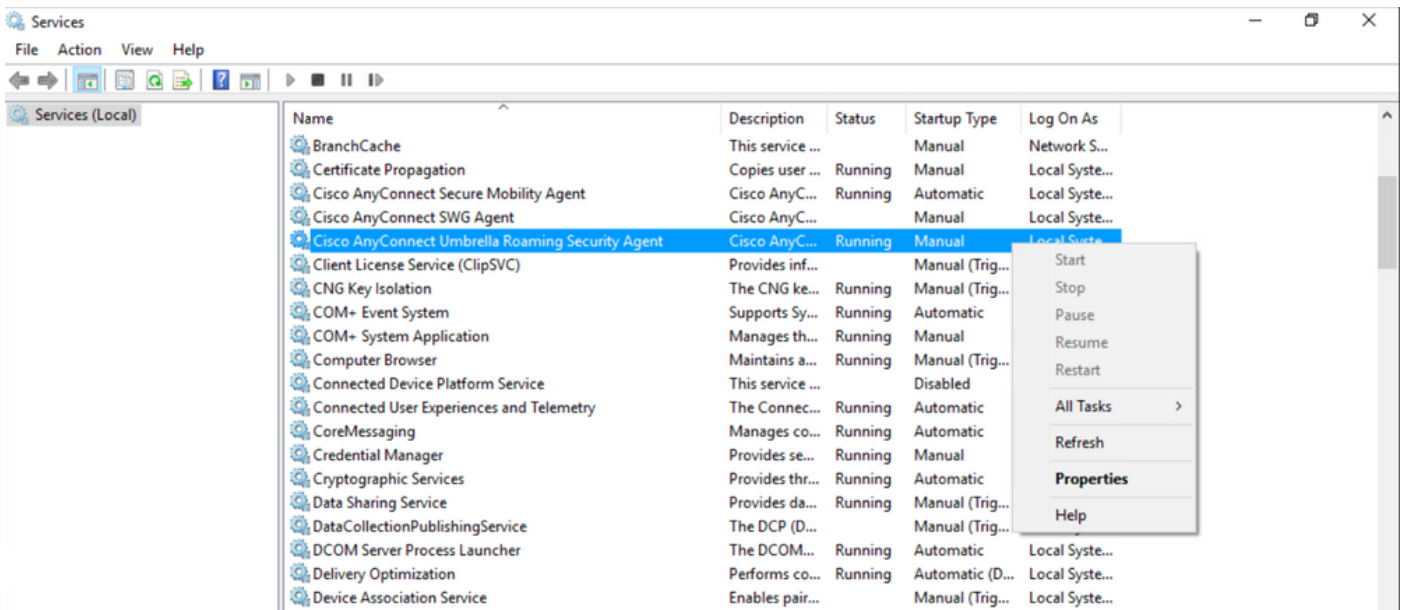
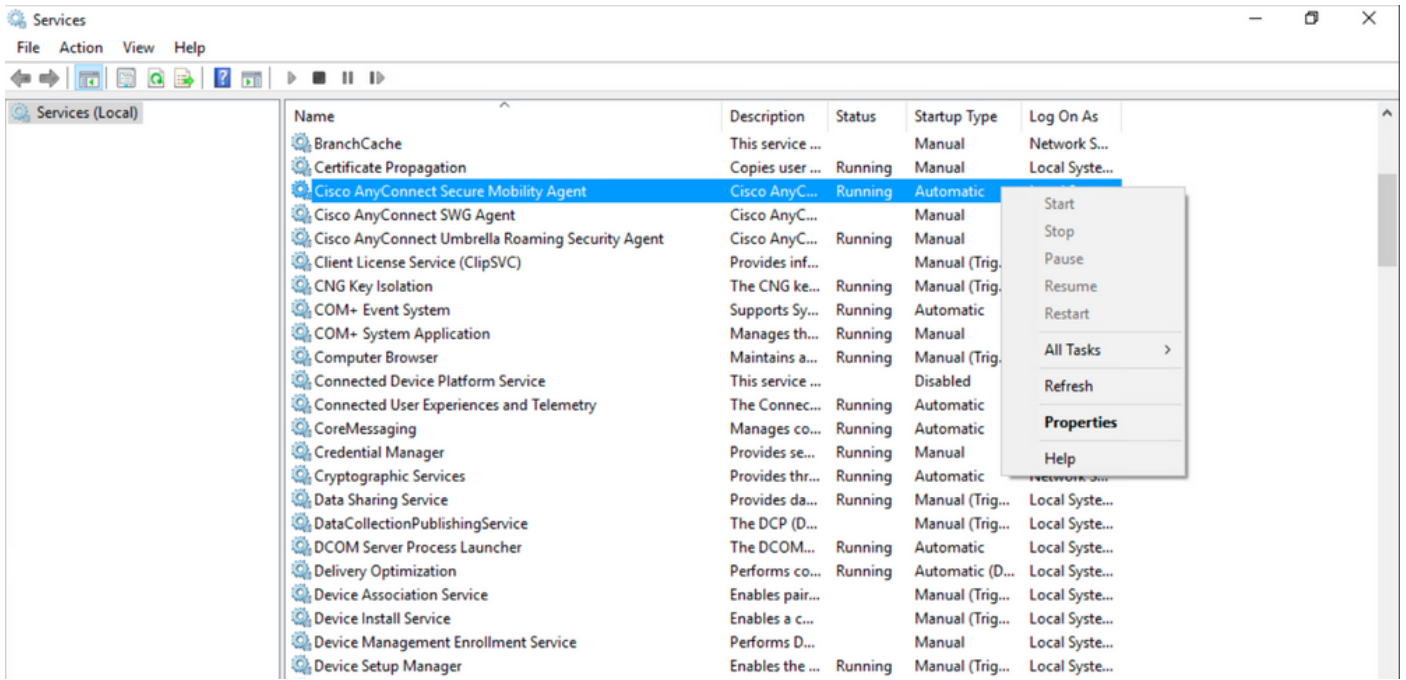
AnyConnect .

1단계. 다음과 같이 Windows 서비스(**services.msc**)를 엽니다.



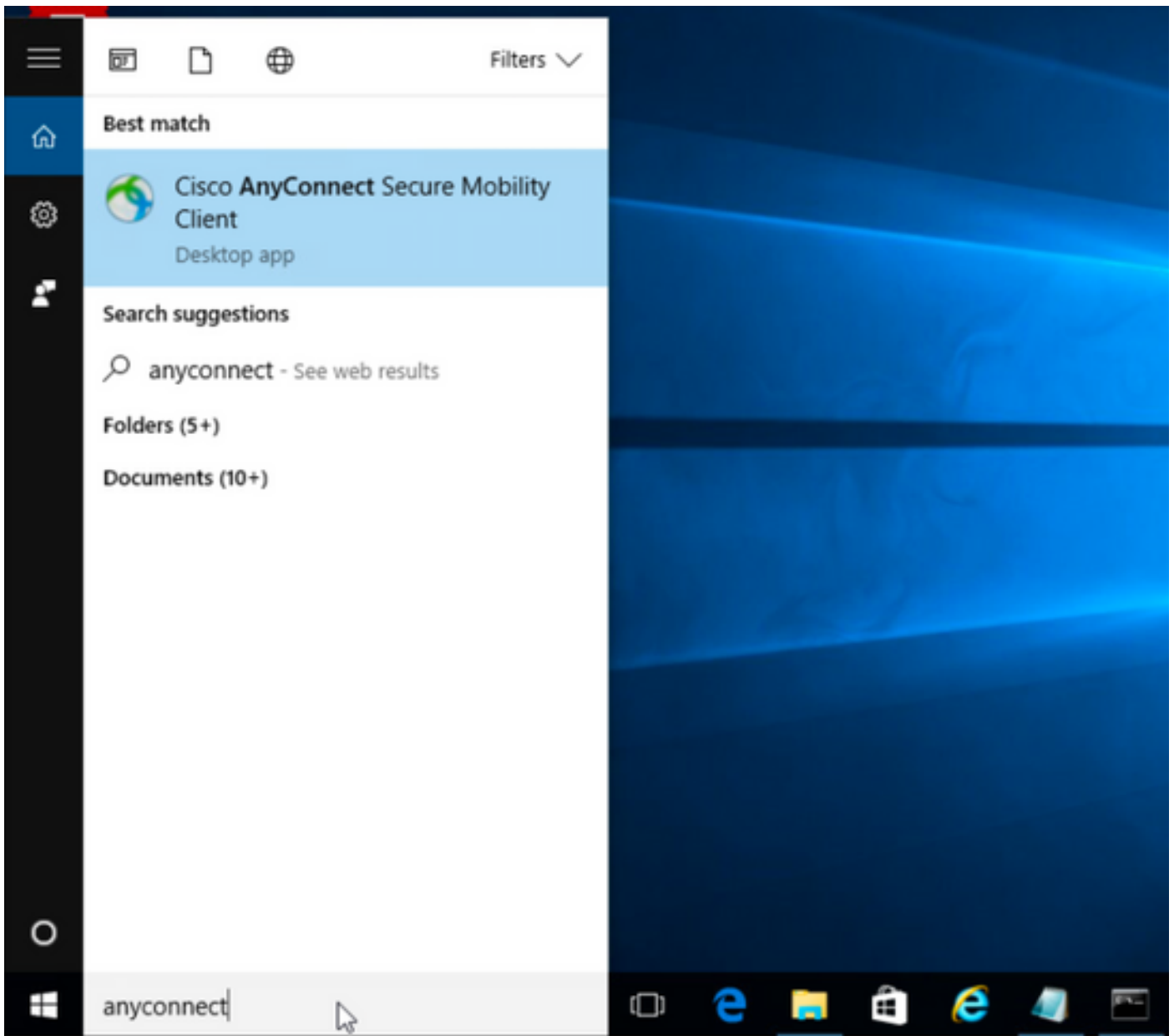
2.CORE & VPN Umbrella Roaming Security

AnyConnect , , , .



/ AnyConnect .

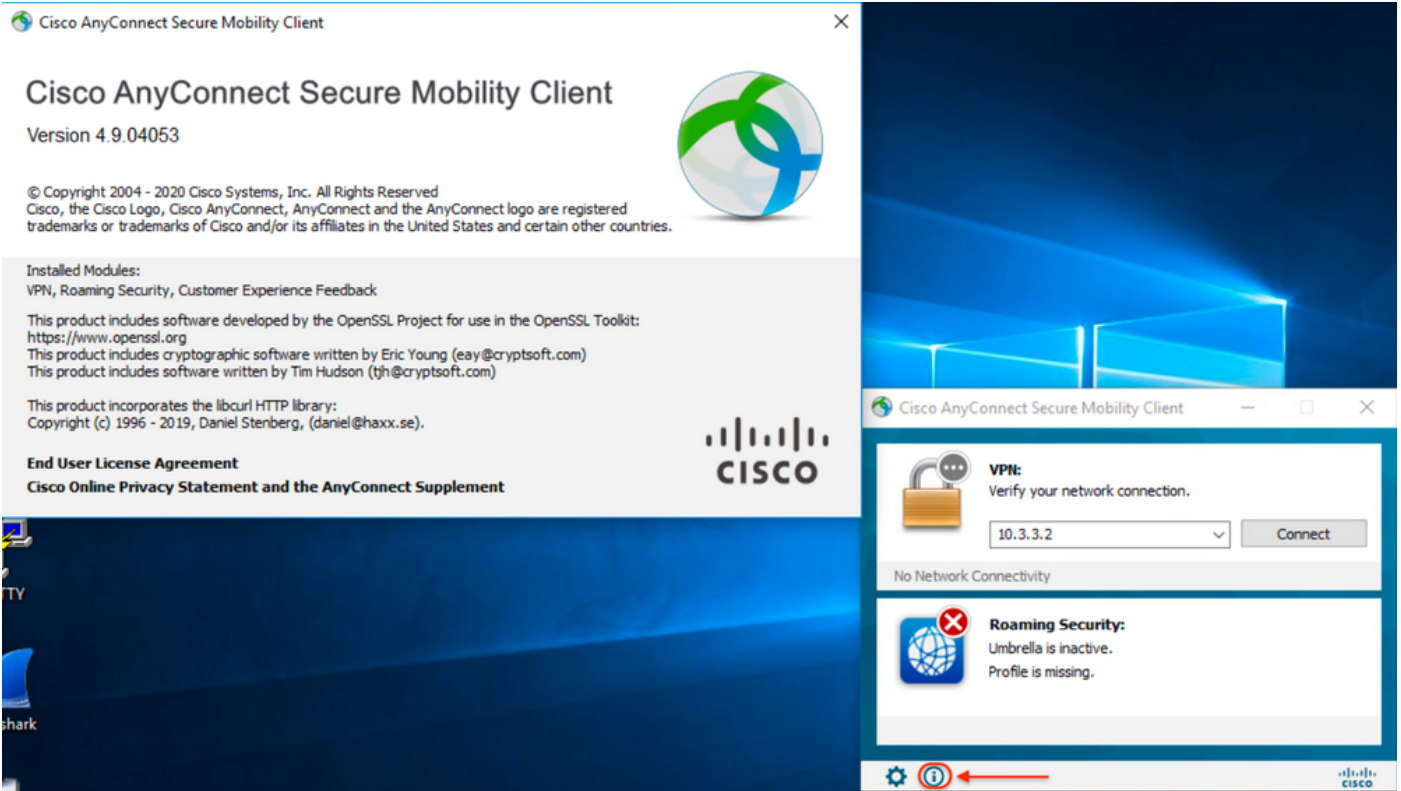
1. AnyConnect .



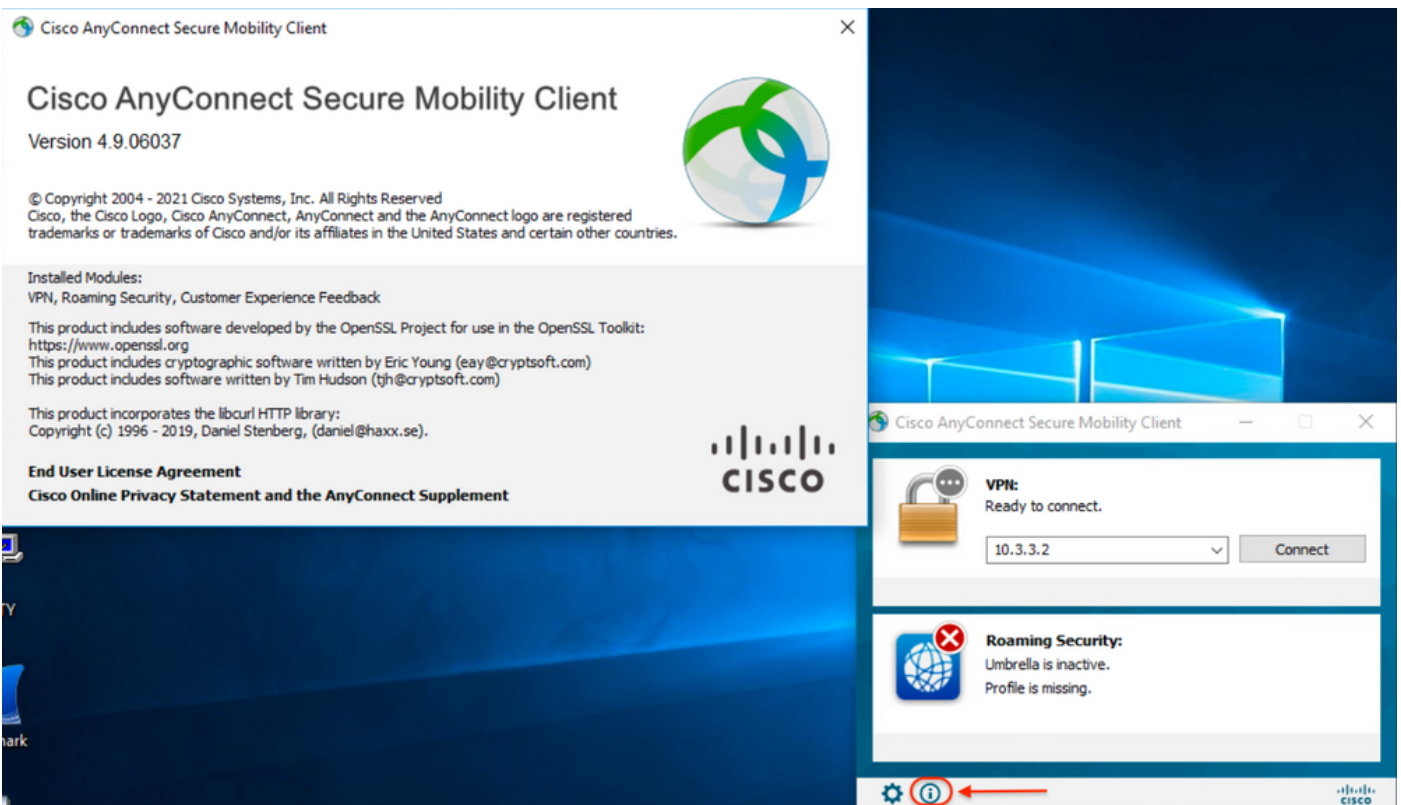
2. AnyConnect .

AnyConnect **INFO** .

2.1단계 AnyConnect 버전 4.9.04053:

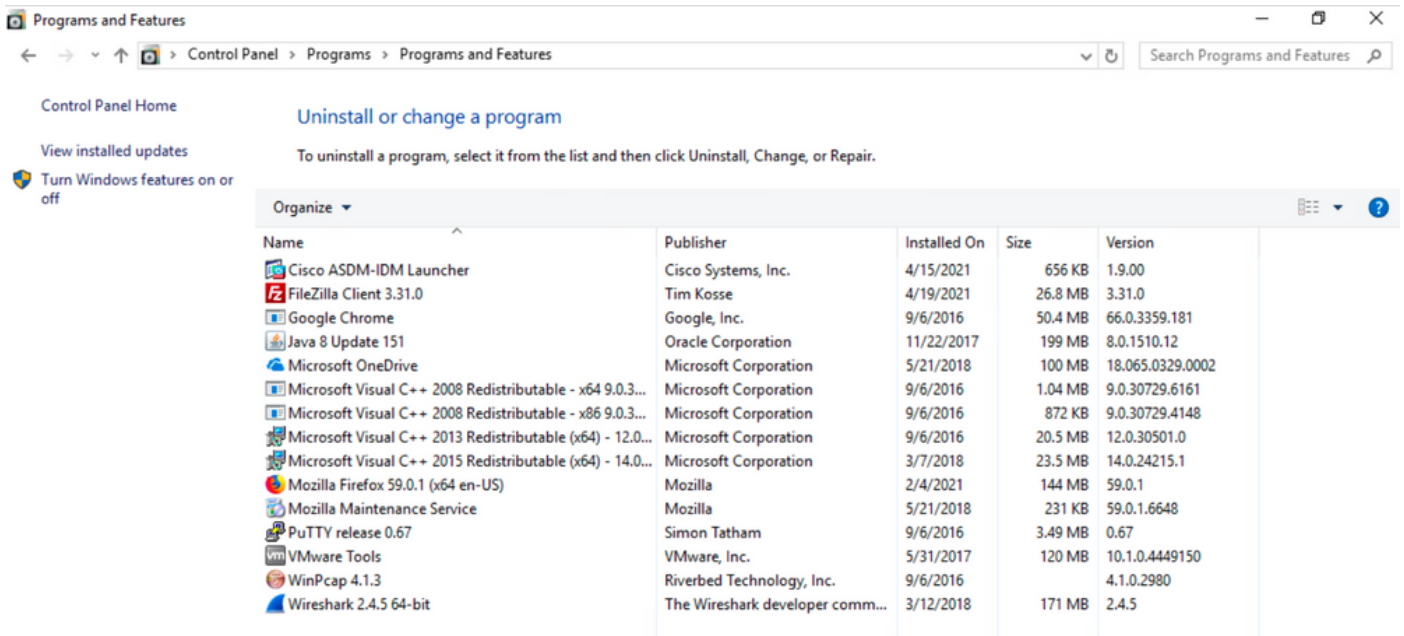


2.2단계 AnyConnect 버전 4.9.06037:



3. AnyConnect CORE & VPN Umbrella Roaming Security Windows / .

Windows > .



문제 해결

이 문서에 대해 따라야 할 트러블슈팅 절차가 없습니다.

관련 버그

[CSCvy38427](#) ASDM:여러 AC 모듈에 적용하려면 변형 파일 이름을 "_" 밑줄로 시작해야 합니다.

관련 정보

[기술 지원 및 문서 - Cisco Systems](#)

[Cisco AnyConnect Secure Mobility Client 관리자 설명서, 릴리스 4.0](#)