

# TACACS+ サーバによってダイヤルインターフェイスにアクセス リストを追加する方法

## 内容

[概要](#)

[前提条件](#)

[要件](#)

[使用するコンポーネント](#)

[表記法](#)

[設定](#)

[ネットワーク図](#)

[設定](#)

[ルータの番号付アクセスリストの定義](#)

[サーバ上のアクセスリストの定義](#)

[確認](#)

[トラブルシューティング](#)

[トラブルシューティングのためのコマンド](#)

[関連情報](#)

## 概要

このドキュメントでは、TACACS+ サーバを使用してダイヤル インターフェイスにアクセス リストを適用する方法について説明します。次の 2 つの方法を使用できます。

- ルータで番号付きアクセスリストを定義し、サーバの番号付きアクセスリストを参照します。これは、ほとんどのCisco IOS®ソフトウェアリリースでサポートされています。
- 完全なアクセス リストをサーバで定義します。このユーザごとの手法では、Cisco IOS ソフトウェア リリース 11.3 以降が必要です。

注：ISDNの場合は、ユーザ単位の方法を使用する必要があり、ルータに仮想プロファイルを設定する必要があります。

## 前提条件

### 要件

このドキュメントに特有の要件はありません。

### 使用するコンポーネント

このドキュメントの情報は、次のソフトウェアとハードウェアのバージョンに基づいています。

- Cisco IOS ソフトウェア リリース 11.1 以降 ( アクセス リストをルータで定義 ) Cisco IOS ソフトウェア リリース 11.3 以降 ( アクセス リストをサーバで定義 )
- Cisco Secure ACS for UNIXCisco Secure ACS for Windows 2.x以降TACACS+ フリーウェア

注：このドキュメントでは、ダイヤルアクセスが以前に設定されていることを前提としています。このドキュメントでは、ダイヤル設定の詳細については説明しません。ダイヤル用にネットワークアクセスサーバ(NAS)を設定する方法については、『基本的なダイヤルアクセス用のNASの設定』を参照してください。

このドキュメントの情報は、特定のラボ環境にあるデバイスに基づいて作成されました。このドキュメントで使用するすべてのデバイスは、初期 ( デフォルト ) 設定の状態から起動しています。対象のネットワークが実稼働中である場合には、どのようなコマンドについても、その潜在的な影響について確実に理解しておく必要があります。

## 表記法

ドキュメント表記の詳細は、『[シスコテクニカルティップスの表記法](#)』を参照してください。

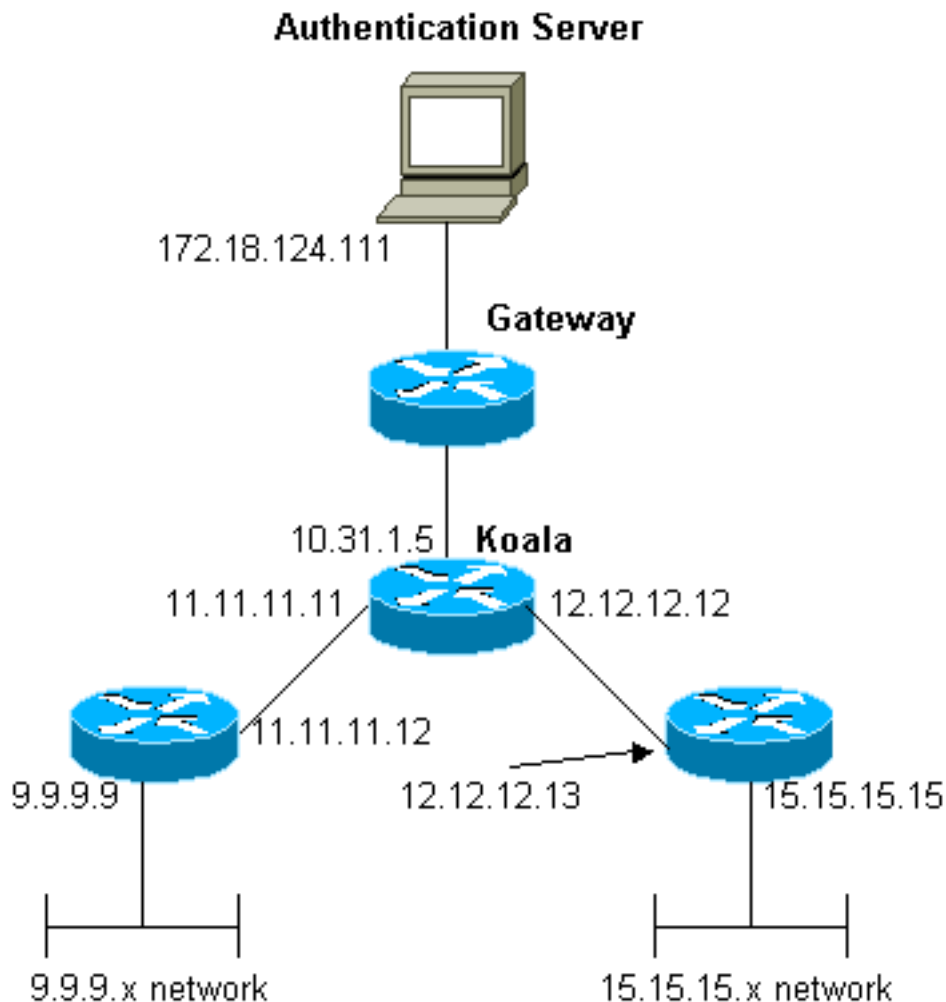
## 設定

このセクションでは、このドキュメントで説明する機能を設定するために必要な情報を提供しています。

注：このドキュメントで使用されているコマンドの詳細を調べるには、[Command Lookup Tool](#) ( [登録ユーザ専用](#) ) を使用してください。

## ネットワーク図

このドキュメントでは、次のネットワーク セットアップを使用します。



注：この設定では、「mypool」からアドレス1.1.1.xを受信したユーザがネットワーク9.9.9.xにping ( ICMPトラフィック ) し、ネットワーク15.15.15.xにTelnet ( TCPトラフィック ) できます。ユーザがネットワーク15.15.15.xにpingしたり、ネットワーク9.9.9.xにTelnetしたりすることはできません。

## 設定

このドキュメントでは次の設定を使用します。

- [Cisco IOSソフトウェアリリース12.0\(5\)Tが稼働するCisco 2500シリーズルータ](#)
- [Cisco Secure ACS for UNIX 2.3](#)
- [Cisco Secure ACS for Windows 3.2](#)

## ルータの番号付アクセスリストの定義

### Cisco IOSソフトウェアリリース12.0(5)Tが稼働するCisco 2500シリーズルータ

```
Current configuration:
!
version 12.0
service timestamps debug uptime
service timestamps log uptime
no service password-encryption
```

```
!  
hostname koala  
!  
aaa new-model  
!  
!--- These three lines of the configuration !--- are  
specific to Cisco IOS Software Release 12.0.5.T and  
later. !--- See the Commands for Other Cisco IOS  
Releases section for commands !--- for other Cisco IOS  
releases. ! aaa authentication login default local group  
tacacs+  
aaa authentication ppp default if-needed group tacacs+  
aaa authorization network default group tacacs+  
enable secret 5 $1$mnZQ$g6XdsgVnnYjEa.17v.Pijl  
enable password ww  
!  
username john password 0 doe  
!  
ip subnet-zero  
!  
cns event-service server  
!  
interface Ethernet0  
ip address 10.31.1.5 255.255.255.0  
no ip directed-broadcast  
no mop enabled  
!  
interface Serial0  
ip address 11.11.11.11 255.255.255.0  
no ip directed-broadcast  
no ip mroute-cache  
no fair-queue  
!  
interface Serial1  
ip address 12.12.12.12 255.255.255.0  
no ip directed-broadcast  
!  
interface Async1  
ip unnumbered Ethernet0  
no ip directed-broadcast  
encapsulation ppp  
no ip route-cache  
no ip mroute-cache  
async mode dedicated  
peer default ip address pool mypool  
fair-queue 64 16 0  
no cdp enable  
ppp authentication chap  
!  
ip local pool mypool 1.1.1.1 1.1.1.5  
ip classless  
ip route 0.0.0.0 0.0.0.0 10.31.1.1  
ip route 9.9.9.0 255.255.255.0 11.11.11.12  
ip route 15.15.15.0 255.255.255.0 12.12.12.13  
no ip http server  
!  
!--- Access list 101 is defined on the NAS. access-list  
101 permit icmp 1.1.1.0 0.0.0.255 9.9.9.0 0.0.0.255  
access-list 101 permit tcp 1.1.1.0 0.0.0.255 15.15.15.0  
0.0.0.255  
dialer-list 1 protocol ip permit  
dialer-list 1 protocol ipx permit  
!  
!--- Specify TACACS+ server host and key. tacacs-server
```

```
host 172.18.124.111
tacacs-server key cisco
!
line con 0
transport input none
line 1
modem InOut
transport input all
stopbits 1
speed 115200
flowcontrol hardware
line 2 16
line aux 0
line vty 0 4
password ww
!
end
```

## 他の Cisco IOS リリース用のコマンド

注：これらのコマンドを使用するには、[Cisco 2500シリーズルータの設定から太字のコマンドを削除](#)し、使用しているCisco IOSソフトウェアリリースの指示に従ってこれらのコマンドを貼り付けます。

### Cisco IOS ソフトウェア リリース 11.3.3.T から 12.0.5.T

```
aaa authentication login default tacacs+ local
aaa authentication ppp default if-needed tacacs+ local
aaa authorization network default tacacs+
```

### Cisco IOS ソフトウェア リリース 11.1 から 11.3.3.T

```
aaa authentication login default tacacs+
aaa authentication ppp default if-needed tacacs+
aaa authorization network tacacs+
```

## サーバ設定 : TACACS+フリーウェア

```
user = chaprtr {
chap = cleartext chaprtr
service = ppp protocol = ip {
inacl=101
}
}
```

## サーバ設定 – Cisco Secure UNIX - TACACS+

```
rtp-berry# ./ViewProfile -p 9900 -u chaprtr
User Profile Information
user = chaprtr{
profile_id = 182
set server current-failed-logins = 1
profile_cycle = 2
service=ppp {
protocol=lcp {
}
}
protocol=ip {
```

```
set inacl=101
}
}
password = chap "chaptrtr"
}
```

## [サーバ設定 – Cisco Secure ACS for Windows 2.x以降 – TACACS+](#)

NASが適用するACLを指定するようにCisco Secure ACS for Windowsを設定するには、次の手順を実行します。

1. [グループ設定]をクリックし、ユーザが属するグループを選択して、[設定の編集]をクリックします。
2. [TACACS+ Settings]セクションの[PPP IP]、[In access control list]、および[PPP LCP]チェックボックスをクリックします。[In access control list]ボックスに、適用するACL番号（この場合は101）を指定します。
3. PPP IPおよびPPP LCPオプションを有効にするには、[Enabled]チェックボックスをオンにします。

**CISCO SYSTEMS** Group Setup

Jump To: Access Restrictions

**Downloadable ACLs**

Assign IP ACL: -ACL DB EMPTY-

**TACACS+ Settings**

**PPP IP**

In access control list: 101

Out access control list

Route

Routing:  Enabled

**PPP LCP**

Callback line

Callback rotary

No callback verify:  Enabled

**Shell (exec)**

Access control list

Auto command

Submit Submit + Restart Cancel

## ルータのデバッグ例

```
koala#show debug
General OS:
TACACS access control debugging is on
AAA Authentication debugging is on
AAA Authorization debugging is on
koala#show ip access-lists
Extended IP access list 101
permit icmp 1.1.1.0 0.0.0.255 9.9.9.0 0.0.0.255 log (2 matches)
permit tcp 1.1.1.0 0.0.0.255 15.15.15.0 0.0.0.255 log (11 matches)
koala#
4d05h: As1 AAA/AUTHOR/FSM: (0): LCP succeeds trivially
4d05h: %LINK-3-UPDOWN: Interface Async1, changed state to up
4d05h: AAA: parse name=Async1 idb type=10 tty=1
4d05h: AAA: name=Async1 flags=0x11 type=4 shelf=0 slot=0
adapter=0 port=1 channel=0
4d05h: AAA/MEMORY: create_user (0x54F934) user='chaptr'
ruser='' port='Async1' rem_addr='async' authn_type=CHAP
service=PPP priv=1
4d05h: AAA/AUTHEN/START (1203050692): port='Async1' list=''
action=LOGIN service=PPP
4d05h: AAA/AUTHEN/START (1203050692): using "default" list
4d05h: AAA/AUTHEN (1203050692): status = UNKNOWN
4d05h: AAA/AUTHEN/START (1203050692): Method=tacacs+ (tacacs+)
4d05h: TAC+: send AUTHEN/START packet ver=193 id=1203050692
4d05h: TAC+: Using default tacacs server-group "tacacs+" list.
4d05h: TAC+: Opening TCP/IP to 172.18.124.111/49 timeout=5
4d05h: TAC+: Opened TCP/IP handle 0x538778 to 172.18.124.111/49
4d05h: TAC+: 172.18.124.111 (1203050692) AUTHEN/START/LOGIN/CHAP queued
4d05h: TAC+: (1203050692) AUTHEN/START/LOGIN/CHAP processed
4d05h: TAC+: ver=192 id=1203050692 received AUTHEN status = GETPASS
4d05h: TAC+: Closing TCP/IP 0x538778 connection to 172.18.124.111/49
4d05h: TAC+: Opening TCP/IP to 172.18.124.111/49 timeout=5
4d05h: TAC+: Opened TCP/IP handle 0x538BBC to 172.18.124.111/49
4d05h: TAC+: Opened 172.18.124.111 index=1
4d05h: AAA: parse name=Async1 idb type=-1 tty=-1
4d05h: AAA: name=Async1 flags=0x11 type=4 shelf=0 slot=0 adapter=0
port=1 channel=0
4d05h: AAA/MEMORY: create_user (0x19FCF8) user='chaptr' ruser=''
port='Async1' rem_addr='async' authn_type=CHAP service=PPP priv=1
4d05h: TAC+: rev0 inbound chap for id=1203050692 using id=2966879003
4d05h: TAC+: 172.18.124.111 (2966879003) AUTHEN/START/SENDPASS/CHAP queued
4d05h: TAC+: (2966879003) AUTHEN/START/SENDPASS/CHAP processed
4d05h: TAC+: ver=192 id=2966879003 received AUTHEN status = PASS
4d05h: TAC+: rev0 inbound chap SENDPASS status=PASS for id=1203050692
4d05h: TAC+: rev0 inbound chap MD5 compare OK
4d05h: AAA/MEMORY: free_user (0x19FCF8) user='chaptr' ruser=''
port='Async1' rem_addr='async' authn_type=CHAP service=PPP priv=1
4d05h: TAC+: Closing TCP/IP 0x538BBC connection to 172.18.124.111/49
4d05h: AAA/AUTHEN (1203050692): status = PASS
4d05h: As1 AAA/AUTHOR/LCP: Authorize LCP
4d05h: As1 AAA/AUTHOR/LCP (3002156107): Port='Async1' list='' service=NET
4d05h: AAA/AUTHOR/LCP: As1 (3002156107) user='chaptr'
4d05h: As1 AAA/AUTHOR/LCP (3002156107): send AV service=ppp
4d05h: As1 AAA/AUTHOR/LCP (3002156107): send AV protocol=lcp
4d05h: As1 AAA/AUTHOR/LCP (3002156107): found list "default"
4d05h: As1 AAA/AUTHOR/LCP (3002156107): Method=tacacs+ (tacacs+)
4d05h: AAA/AUTHOR/TAC+: (3002156107): user=chaptr
4d05h: AAA/AUTHOR/TAC+: (3002156107): send AV service=ppp
4d05h: AAA/AUTHOR/TAC+: (3002156107): send AV protocol=lcp
4d05h: TAC+: using previously set server 172.18.124.111 from group tacacs+
```

```
4d05h: TAC+: Opening TCP/IP to 172.18.124.111/49 timeout=5
4d05h: TAC+: Opened TCP/IP handle 0x539000 to 172.18.124.111/49
4d05h: TAC+: Opened 172.18.124.111 index=1
4d05h: TAC+: 172.18.124.111 (3002156107) AUTHOR/START queued
4d05h: TAC+: (3002156107) AUTHOR/START processed
4d05h: TAC+: (3002156107): received author response status = PASS_ADD
4d05h: TAC+: Closing TCP/IP 0x539000 connection to 172.18.124.111/49
4d05h: As1 AAA/AUTHOR (3002156107): Post authorization status = PASS_ADD
4d05h: As1 AAA/AUTHOR/FSM: (0): Can we start IPCP?
4d05h: As1 AAA/AUTHOR/FSM (1577158668): Port='Async1' list='' service=NET
4d05h: AAA/AUTHOR/FSM: As1 (1577158668) user='chaptrtr'
4d05h: As1 AAA/AUTHOR/FSM (1577158668): send AV service=ppp
4d05h: As1 AAA/AUTHOR/FSM (1577158668): send AV protocol=ip
4d05h: As1 AAA/AUTHOR/FSM (1577158668): found list "default"
4d05h: As1 AAA/AUTHOR/FSM (1577158668): Method=tacacs+ (tacacs+)
4d05h: AAA/AUTHOR/TAC+: (1577158668): user=chaptrtr
4d05h: AAA/AUTHOR/TAC+: (1577158668): send AV service=ppp
4d05h: AAA/AUTHOR/TAC+: (1577158668): send AV protocol=ip
4d05h: TAC+: using previously set server 172.18.124.111 from group tacacs+
4d05h: TAC+: Opening TCP/IP to 172.18.124.111/49 timeout=5
4d05h: TAC+: Opened TCP/IP handle 0x539444 to 172.18.124.111/49
4d05h: TAC+: Opened 172.18.124.111 index=1
4d05h: TAC+: 172.18.124.111 (1577158668) AUTHOR/START queued
4d05h: TAC+: (1577158668) AUTHOR/START processed
4d05h: TAC+: (1577158668): received author response status = PASS_ADD
4d05h: TAC+: Closing TCP/IP 0x539444 connection to 172.18.124.111/49
4d05h: As1 AAA/AUTHOR (1577158668): Post authorization status = PASS_ADD
4d05h: As1 AAA/AUTHOR/FSM: We can start IPCP
4d05h: %LINEPROTO-5-UPDOWN: Line protocol on Interface Async1,
changed state to up
4d05h: As1 AAA/AUTHOR/IPCP: Start. Her address 0.0.0.0, we want 0.0.0.0
4d05h: As1 AAA/AUTHOR/IPCP: Processing AV service=ppp
4d05h: As1 AAA/AUTHOR/IPCP: Processing AV protocol=ip
4d05h: As1 AAA/AUTHOR/IPCP: Processing AV inacl=101
4d05h: As1 AAA/AUTHOR/IPCP: Authorization succeeded
4d05h: As1 AAA/AUTHOR/IPCP: Done. Her address 0.0.0.0, we want 0.0.0.0
4d05h: As1 AAA/AUTHOR/IPCP: Start. Her address 0.0.0.0, we want 1.1.1.2
4d05h: As1 AAA/AUTHOR/IPCP: Processing AV service=ppp
4d05h: As1 AAA/AUTHOR/IPCP: Processing AV protocol=ip
  !--- Apply ACL 101 in the inbound direction. 4d05h: As1 AAA/AUTHOR/IPCP: Processing AV
inacl=101
4d05h: As1 AAA/AUTHOR/IPCP: Authorization succeeded
4d05h: As1 AAA/AUTHOR/IPCP: Done. Her address 0.0.0.0, we want 1.1.1.2
4d05h: As1 AAA/AUTHOR/IPCP: Start. Her address 1.1.1.2, we want 1.1.1.2
4d05h: As1 AAA/AUTHOR/IPCP (1659098608): Port='Async1' list=''
service=NET
4d05h: AAA/AUTHOR/IPCP: As1 (1659098608) user='chaptrtr'
4d05h: As1 AAA/AUTHOR/IPCP (1659098608): send AV service=ppp
4d05h: As1 AAA/AUTHOR/IPCP (1659098608): send AV protocol=ip
4d05h: As1 AAA/AUTHOR/IPCP (1659098608): send AV addr*1.1.1.2
4d05h: As1 AAA/AUTHOR/IPCP (1659098608): found list "default"
4d05h: As1 AAA/AUTHOR/IPCP (1659098608): Method=tacacs+ (tacacs+)
4d05h: AAA/AUTHOR/TAC+: (1659098608): user=chaptrtr
4d05h: AAA/AUTHOR/TAC+: (1659098608): send AV service=ppp
4d05h: AAA/AUTHOR/TAC+: (1659098608): send AV protocol=ip
4d05h: AAA/AUTHOR/TAC+: (1659098608): send AV addr*1.1.1.2
4d05h: TAC+: using previously set server 172.18.124.111 from
group tacacs+
4d05h: TAC+: Opening TCP/IP to 172.18.124.111/49 timeout=5
4d05h: TAC+: Opened TCP/IP handle 0x538BBC to 172.18.124.111/49
4d05h: TAC+: Opened 172.18.124.111 index=1
4d05h: TAC+: 172.18.124.111 (1659098608) AUTHOR/START queued
4d05h: TAC+: (1659098608) AUTHOR/START processed
4d05h: TAC+: (1659098608): received author response status = PASS_REPL
```



```
4d05h: TAC+: Closing TCP/IP 0x538BBC connection to 172.18.124.111/49
4d05h: As1 AAA/AUTHOR (1659098608): Post authorization status = PASS_REPL
4d05h: As1 AAA/AUTHOR/IPCP: Reject 1.1.1.2, using 1.1.1.2
4d05h: As1 AAA/AUTHOR/IPCP: Processing AV service=ppp
4d05h: As1 AAA/AUTHOR/IPCP: Processing AV protocol=ip
4d05h: As1 AAA/AUTHOR/IPCP: Processing AV inacl=101
4d05h: As1 AAA/AUTHOR/IPCP: Processing AV addr*1.1.1.2
4d05h: As1 AAA/AUTHOR/IPCP: Authorization succeeded
4d05h: As1 AAA/AUTHOR/IPCP: Done. Her address 1.1.1.2, we want 1.1.1.2
4d05h: %SEC-6-IPACCESSLOGDP: list 101 permitted icmp 1.1.1.2 ->
9.9.9.9 (0/0), 3 packets
koala#show ip access-lists
Extended IP access list 101
permit icmp 1.1.1.0 0.0.0.255 9.9.9.0 0.0.0.255 log (5 matches)
permit tcp 1.1.1.0 0.0.0.255 15.15.15.0 0.0.0.255 log (11 matches)
koala#
```

## サーバ上のアクセス リストの定義

注：ルート文をサーバからルータに渡す必要はありません。ダイヤルユーザは、一般的にルータからルートを選択します。ルータにroute文が存在するかどうかは、ルートがサーバから受け渡されるか、ルータから受け取られるかによって異なります。

```
ip route 9.9.9.0 255.255.255.0 11.11.11.12
ip route 15.15.15.0 255.255.255.0 12.12.12.13
```

この設定例では、サーバからのルートの受け渡しは単に説明のためのものです。

### ルータの設定

```
Current configuration:
!
version 12.0
service timestamps debug uptime
service timestamps log uptime
no service password-encryption
!
hostname koala
!
aaa new-model
!
!--- These three lines of the configuration !--- are
specific to Cisco IOS Software Release 12.0.5.T and
later. !--- See the Commands for Other IOS Releases
section for !--- commands for other Cisco IOS Software
releases. ! aaa authentication login default group
tacacs+ none
aaa authentication ppp default if-needed group tacacs+
aaa authorization network default group tacacs+
enable secret 5 $1$mnZQ$g6XdsgVnnYjEa.l7v.Pijl
enable password ww
!
username john password 0 doe
!
ip subnet-zero
!
cns event-service server
!
interface Ethernet0
ip address 10.31.1.5 255.255.255.0
no ip directed-broadcast
```

```
no mop enabled
!
interface Serial0
ip address 11.11.11.11 255.255.255.0
no ip directed-broadcast
no ip mroute-cache
no fair-queue
!
interface Serial1
ip address 12.12.12.12 255.255.255.0
no ip directed-broadcast
!
interface Async1
ip unnumbered Ethernet0
no ip directed-broadcast
encapsulation ppp
no ip route-cache
no ip mroute-cache
async mode dedicated
peer default ip address pool mypool
fair-queue 64 16 0
no cdp enable
ppp authentication chap
!
ip local pool mypool 1.1.1.1 1.1.1.5
ip classless
ip route 0.0.0.0 0.0.0.0 10.31.1.1
ip route 172.17.192.0 255.255.255.0 10.31.1.1
ip route 172.18.124.0 255.255.255.0 10.31.1.1
ip route 172.18.125.0 255.255.255.0 10.31.1.1
no ip http server
!
dialer-list 1 protocol ip permit
dialer-list 1 protocol ipx permit
!
tacacs-server host 172.18.124.111
tacacs-server key cisco
!
line con 0
transport input none
line 1
autoselect during-login
autoselect ppp
modem InOut
transport input all
stopbits 1
speed 115200
flowcontrol hardware
line 2 16
line aux 0
line vty 0 4
password ww
!
end
```

## [他の Cisco IOS リリース用のコマンド](#)

注：これらのコマンドを使用するには、ルータの設定から太字のコマンドを削除し、使用しているCisco IOSソフトウェアリリースに従ってこれらのコマンドを貼り付けます。

Cisco IOS ソフトウェア リリース 11.3.3.T から 12.0.5.T

```
aaa authentication login default tacacs+ local
aaa authentication ppp default if-needed tacacs+ local
aaa authorization network default tacacs+
```

## Cisco IOSソフトウェアリリース11.3 ~ 11.3.3.T

```
aaa authentication login default tacacs+
aaa authentication ppp default if-needed tacacs+
aaa authorization network tacacs+
```

### [サーバ設定 : TACACS+フリーウェア](#)

```
user = chaprtr {
chap = cleartext chaprtr
service = ppp protocol = ip {
route#1 = "9.9.9.9 255.255.255.255 11.11.11.12"
route#2 = "15.15.15.15 255.255.255.255 12.12.12.13"
route#3 = "15.15.15.16 255.255.255.255 12.12.12.13"
inacl#1 = "permit icmp 1.1.1.0 0.0.0.255 9.9.9.0 0.0.0.255"
inacl#2 = "permit tcp 1.1.1.0 0.0.0.255 15.15.15.0 0.0.0.255"
}
}
```

### [サーバ設定 – Cisco Secure UNIX - TACACS+](#)

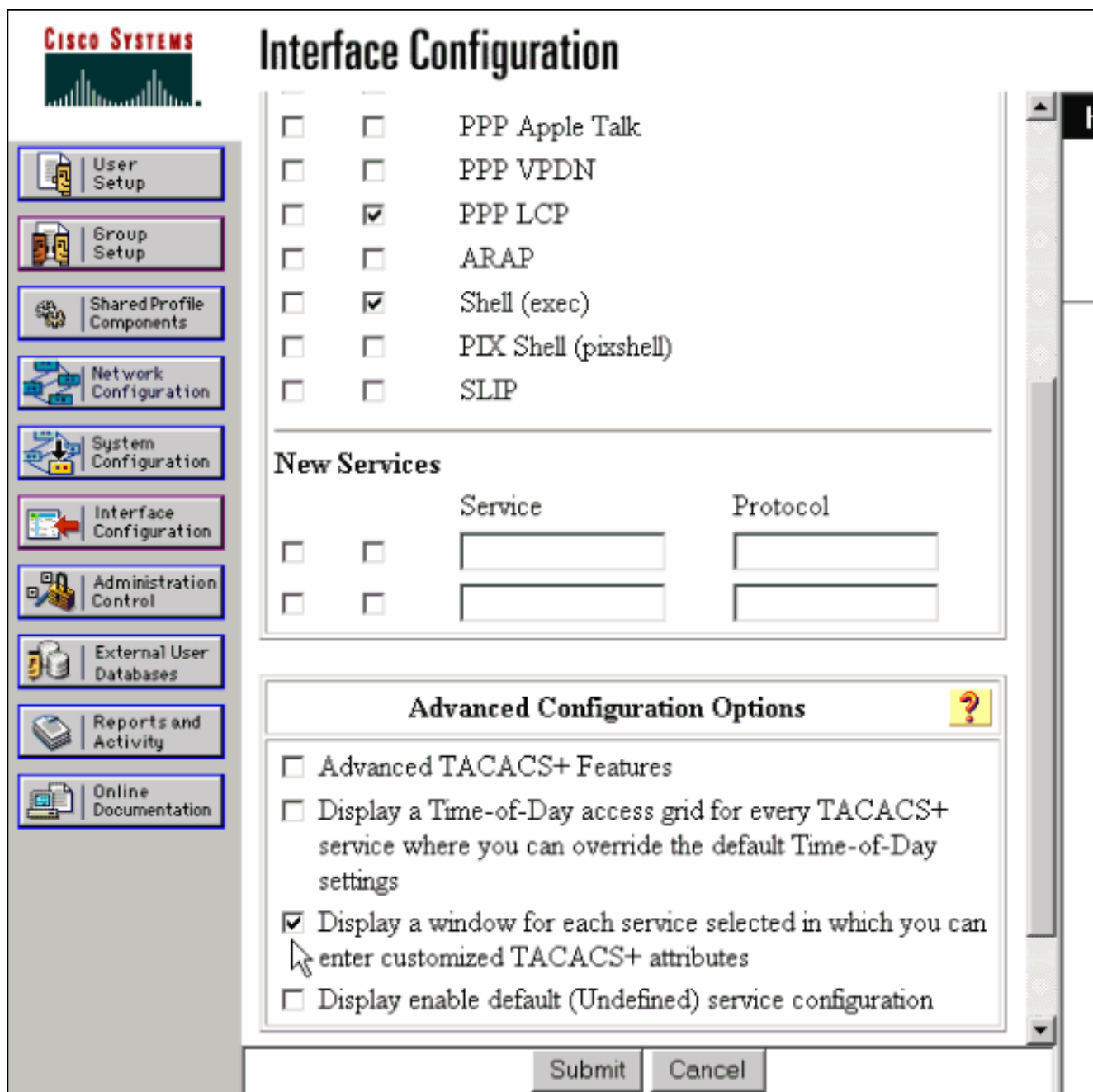
```
rtp-berry# ./ViewProfile -p 9900 -u chaprtr
User Profile Information
user = chaprtr{
profile_id = 183
set server current-failed-logins = 1
profile_cycle = 4
service=ppp {
protocol=lcp {
}
protocol=ip {
set route#1="9.9.9.9 255.255.255.255 11.11.11.12"
set route#2="15.15.15.15 255.255.255.255 12.12.12.13"
set route#3="15.15.15.16 255.255.255.255 12.12.12.13"
set inacl#1="permit icmp 1.1.1.0 0.0.0.255 9.9.9.0 0.0.0.255"
set inacl#2="permit tcp 1.1.1.0 0.0.0.255 15.15.15.0 0.0.0.255"
}
}

password = chap "chaprtr"
}
```

### [サーバ設定 – Cisco Secure Windows 2.x - TACACS+](#)

ACLをNASに渡すようにCisco Secure for Windowsを設定するには、次の手順を実行します。

1. [Interface Configuration]をクリックし、TACACS+ Ciscoを選択します。
2. [Display a window for each service selected in you can enter customized TACACS+ attributes in 'Advanced Configuration Options'セクションにカスタマイズされたTACACS+属性を入力し、Submitをクリックします。

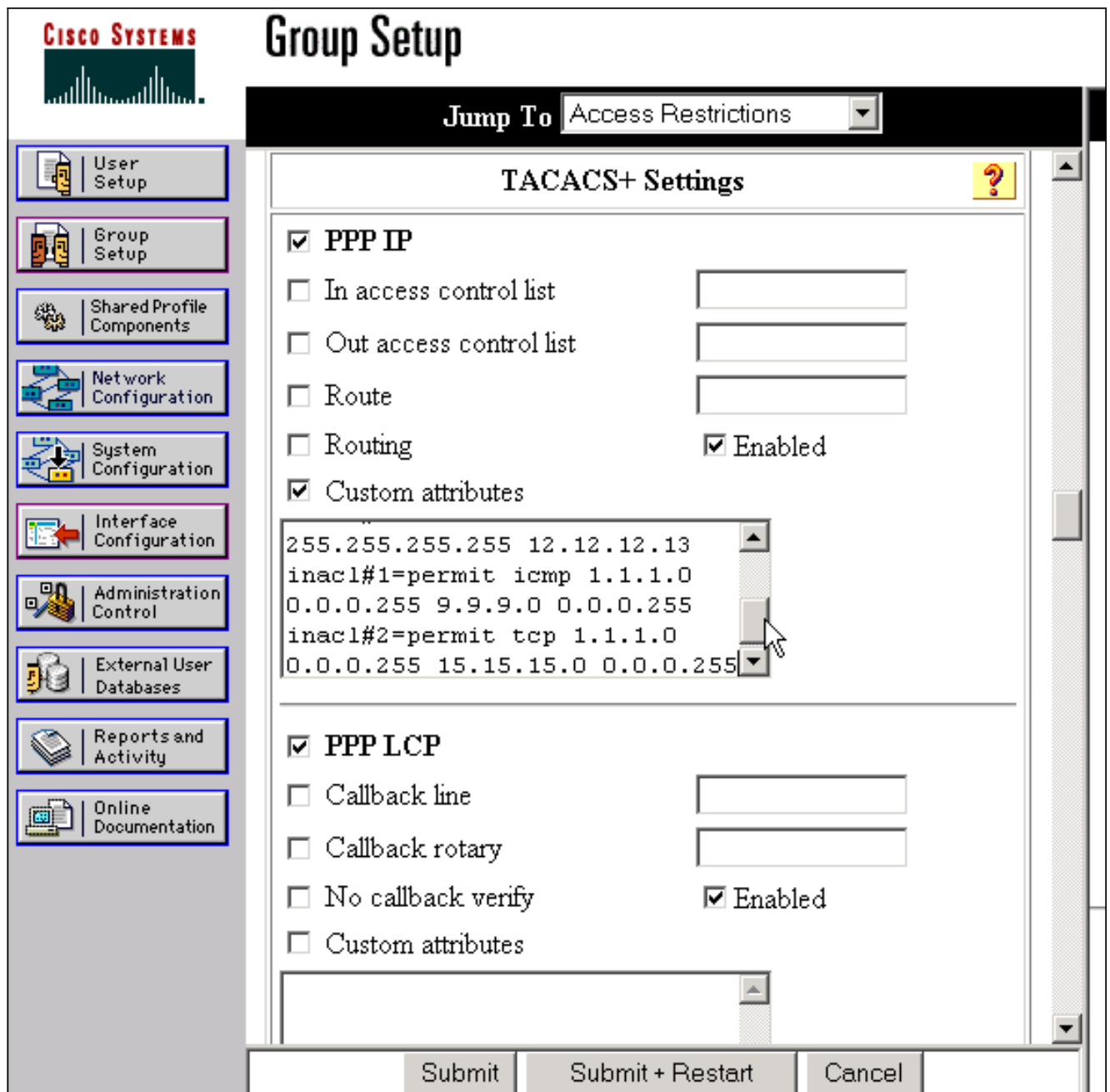


3. [グループ設定]をクリックし、ユーザが属するグループを選択して、[設定の編集]をクリックします。
4. [PPP IP]セクションに移動し、[PPP IP]、[Custom Attributes]、および[Enable TACACS+ Settings]のチェックボックスをクリックします。「カスタム属性」ボックスに表示されるテキストを入力し、「送信」をクリックします。

```

route#1=9.9.9.9 255.255.255.255 11.11.11.12
route#2=15.15.15.15 255.255.255.255 12.12.12.13
route#3=15.15.15.16 255.255.255.255 12.12.12.13
inacl#1=permit icmp 1.1.1.0 0.0.0.255 9.9.9.0 0.0.0.255
inacl#2=permit tcp 1.1.1.0 0.0.0.255 15.15.15.0 0.0.0.255

```



## ルータのデバッグ例

このユーザプロファイルは、このデバッグ出力の作成に使用されました。

```

chaptr
{
login = cleartext cisco
chap = cleartext
chaptr service = ppp
protocol = ip
{
route#1 = "9.9.9.9 255.255.255.255 11.11.11.12"
route#2 = "15.15.15.15 255.255.255.255 12.12.12.13"
route#3 = "15.15.15.16 255.255.255.255 12.12.12.13"
inacl#1 = "permit icmp 1.1.1.0 0.0.0.255 9.9.9.0 0.0.0.255"
inacl#2 = "permit tcp 1.1.1.0 0.0.0.255 15.15.15.0 0.0.0.255"
}
}

```

koala#

```
*Mar 1 01:22:39.963: As1 LCP: I CONFREQ [Closed] id 0 len 23
*Mar 1 01:22:39.967: As1 LCP: ACCM 0x00000000 (0x020600000000)
*Mar 1 01:22:39.971: As1 LCP: MagicNumber 0x000034BD (0x0506000034BD)
*Mar 1 01:22:39.971: As1 LCP: PFC (0x0702)
*Mar 1 01:22:39.975: As1 LCP: ACFC (0x0802)
*Mar 1 01:22:39.975: As1 LCP: Callback 6 (0x0D0306)
*Mar 1 01:22:39.979: As1 LCP: Lower layer not up, Fast Starting
*Mar 1 01:22:39.983: As1 PPP: Treating connection as a dedicated line
*Mar 1 01:22:39.983: As1 PPP: Phase is ESTABLISHING, Active Open [0 sess, 0 load]
*Mar 1 01:22:39.987: As1 AAA/AUTHOR/FSM: (0): LCP succeeds trivially
*Mar 1 01:22:39.991: As1 LCP: O CONFREQ [Closed] id 30 len 25
*Mar 1 01:22:39.995: As1 LCP: ACCM 0x000A0000 (0x0206000A0000)
*Mar 1 01:22:39.999: As1 LCP: AuthProto CHAP (0x0305C22305)
*Mar 1 01:22:40.003: As1 LCP: MagicNumber 0xE069F1B8 (0x0506E069F1B8)
*Mar 1 01:22:40.003: As1 LCP: PFC (0x0702)
*Mar 1 01:22:40.007: As1 LCP: ACFC (0x0802)
*Mar 1 01:22:40.011: As1 LCP: O CONFREQ [REQsent] id 0 len 7
*Mar 1 01:22:40.011: As1 LCP: Callback 6 (0x0D0306)
01:22:40: %LINK-3-UPDOWN: Interface Async1, changed state to up
*Mar 1 01:22:40.139: As1 LCP: I CONFACK [REQsent] id 30 len 25
*Mar 1 01:22:40.143: As1 LCP: ACCM 0x000A0000 (0x0206000A0000)
*Mar 1 01:22:40.143: As1 LCP: AuthProto CHAP (0x0305C22305)
*Mar 1 01:22:40.147: As1 LCP: MagicNumber 0xE069F1B8 (0x0506E069F1B8)
*Mar 1 01:22:40.151: As1 LCP: PFC (0x0702)
*Mar 1 01:22:40.151: As1 LCP: ACFC (0x0802)
*Mar 1 01:22:40.155: As1 LCP: I CONFREQ [ACKrcvd] id 1 len 20
*Mar 1 01:22:40.159: As1 LCP: ACCM 0x00000000 (0x020600000000)
*Mar 1 01:22:40.163: As1 LCP: MagicNumber 0x000034BD (0x0506000034BD)
*Mar 1 01:22:40.163: As1 LCP: PFC (0x0702)
*Mar 1 01:22:40.167: As1 LCP: ACFC (0x0802)
*Mar 1 01:22:40.171: As1 LCP: O CONFACK [ACKrcvd] id 1 len 20
*Mar 1 01:22:40.171: As1 LCP: ACCM 0x00000000 (0x020600000000)
*Mar 1 01:22:40.175: As1 LCP: MagicNumber 0x000034BD (0x0506000034BD)
*Mar 1 01:22:40.179: As1 LCP: PFC (0x0702)
*Mar 1 01:22:40.179: As1 LCP: ACFC (0x0802)
*Mar 1 01:22:40.183: As1 LCP: State is Open
*Mar 1 01:22:40.183: As1 PPP: Phase is AUTHENTICATING, by this end
[0 sess, 1 load]
*Mar 1 01:22:40.187: As1 CHAP: O CHALLENGE id 10 len 26 from "koala"
*Mar 1 01:22:40.295: As1 LCP: I IDENTIFY [Open] id 2 len 18 magic
0x000034BD MSRASV4.00
*Mar 1 01:22:40.307: As1 LCP: I IDENTIFY [Open] id 3 len 21 magic
0x000034BD MSRAS-1-ZEKIE
*Mar 1 01:22:40.315: As1 CHAP: I RESPONSE id 10 len 28 from "chaptrtr"
*Mar 1 01:22:40.323: AAA: parse name=Async1 idb type=10 tty=1
*Mar 1 01:22:40.323: AAA: name=Async1 flags=0x11 type=4 shelf=0 slot=0
adapter=0 port=1 channel=0
*Mar 1 01:22:40.327: AAA/MEMORY: create_user (0x4ED58C) user='chaptrtr'
ruser='' port='Async1' rem_addr='async' authen_type=CHAP service=PPP
priv=1
*Mar 1 01:22:40.331: AAA/AUTHEN/START (2439833946): port='Async1'
list='' action=LOGIN service=PPP
*Mar 1 01:22:40.335: AAA/AUTHEN/START (2439833946): using "default" list
*Mar 1 01:22:40.339: AAA/AUTHEN (2439833946): status = UNKNOWN
*Mar 1 01:22:40.339: AAA/AUTHEN/START (2439833946): Method=tacacs+ (tacacs+)
*Mar 1 01:22:40.343: TAC+: send AUTHEN/START packet ver=193 id=2439833946
*Mar 1 01:22:40.347: TAC+: Using default tacacs server-group "tacacs+" list.
*Mar 1 01:22:40.347: TAC+: Opening TCP/IP to 172.18.124.111/49 timeout=5
*Mar 1 01:22:40.359: TAC+: Opened TCP/IP handle 0x4EDDF8 to 172.18.124.111/49
*Mar 1 01:22:40.367: TAC+: 172.18.124.111 (2439833946)
AUTHEN/START/LOGIN/CHAP queued
*Mar 1 01:22:40.667: TAC+: (2439833946) AUTHEN/START/LOGIN/CHAP processed
*Mar 1 01:22:40.671: TAC+: ver=192 id=2439833946 received AUTHEN
```

```
status = GETPASS
*Mar 1 01:22:40.675: TAC+: Closing TCP/IP 0x4EDDF8 connection to
172.18.124.111/49
*Mar 1 01:22:40.679: TAC+: Opening TCP/IP to 172.18.124.111/49 timeout=5
*Mar 1 01:22:40.695: TAC+: Opened TCP/IP handle 0x4EE23C to 172.18.124.111/49
*Mar 1 01:22:40.695: TAC+: Opened 172.18.124.111 index=1
*Mar 1 01:22:40.699: AAA: parse name=Async1 idb type=-1 tty=-1
*Mar 1 01:22:40.703: AAA: name=Async1 flags=0x11 type=4 shelf=0 slot=0
adapter=0 port=1 channel=0
*Mar 1 01:22:40.707: AAA/MEMORY: create_user (0x4EC300) user='chaptrtr'
ruser='' port='Async1' rem_addr='async' authen_type=CHAP service=PPP priv=1
*Mar 1 01:22:40.711: TAC+: rev0 inbound chap for id=2439833946 using
id=1730351499
*Mar 1 01:22:40.715: TAC+: 172.18.124.111 (1730351499)
AUTHEN/START/SENDPASS/CHAP queued
*Mar 1 01:22:40.915: TAC+: (1730351499) AUTHEN/START/SENDPASS/CHAP processed
*Mar 1 01:22:40.919: TAC+: ver=192 id=1730351499 received AUTHEN
status = PASS
*Mar 1 01:22:40.923: TAC+: rev0 inbound chap SENDPASS status=PASS
for id=2439833946
*Mar 1 01:22:40.927: TAC+: rev0 inbound chap MD5 compare OK
*Mar 1 01:22:40.927: AAA/MEMORY: free_user (0x4EC300) user='chaptrtr'
ruser='' port='Async1' rem_addr='async' authen_type=CHAP service=PPP
priv=1
*Mar 1 01:22:40.935: TAC+: Closing TCP/IP 0x4EE23C connection to
172.18.124.111/49
*Mar 1 01:22:40.939: AAA/AUTHEN (2439833946): status = PASS
*Mar 1 01:22:40.943: As1 AAA/AUTHOR/LCP: Authorize LCP
*Mar 1 01:22:40.947: As1 AAA/AUTHOR/LCP (4250537500): Port='Async1'
list='' service=NET
*Mar 1 01:22:40.947: AAA/AUTHOR/LCP: As1 (4250537500) user='chaptrtr'
*Mar 1 01:22:40.951: As1 AAA/AUTHOR/LCP (4250537500): send AV service=ppp
*Mar 1 01:22:40.955: As1 AAA/AUTHOR/LCP (4250537500): send AV protocol=lcp
*Mar 1 01:22:40.955: As1 AAA/AUTHOR/LCP (4250537500): found list "default"
*Mar 1 01:22:40.959: As1 AAA/AUTHOR/LCP (4250537500):
Method=tacacs+ (tacacs+)
*Mar 1 01:22:40.963: AAA/AUTHOR/TAC+: (4250537500): user=chaptrtr
*Mar 1 01:22:40.963: AAA/AUTHOR/TAC+: (4250537500): send AV service=ppp
*Mar 1 01:22:40.967: AAA/AUTHOR/TAC+: (4250537500): send AV protocol=lcp
*Mar 1 01:22:40.971: TAC+: using previously set server 172.18.124.111
from group tacacs+
*Mar 1 01:22:40.971: TAC+: Opening TCP/IP to 172.18.124.111/49 timeout=5
*Mar 1 01:22:40.987: TAC+: Opened TCP/IP handle 0x4EE680 to 172.18.124.111/49
*Mar 1 01:22:40.991: TAC+: Opened 172.18.124.111 index=1
*Mar 1 01:22:40.999: TAC+: 172.18.124.111 (4250537500) AUTHOR/START queued
*Mar 1 01:22:41.195: TAC+: (4250537500) AUTHOR/START processed
*Mar 1 01:22:41.199: TAC+: (4250537500): received author response
status = PASS_ADD
*Mar 1 01:22:41.203: TAC+: Closing TCP/IP 0x4EE680 connection to
172.18.124.111/49
*Mar 1 01:22:41.207: As1 AAA/AUTHOR (4250537500): Post authorization
status = PASS_ADD
*Mar 1 01:22:41.215: As1 CHAP: 0 SUCCESS id 10 len 4
*Mar 1 01:22:41.219: As1 PPP: Phase is UP [0 sess, 0 load]
*Mar 1 01:22:41.223: As1 AAA/AUTHOR/FSM: (0): Can we start IPCP?
*Mar 1 01:22:41.223: As1 AAA/AUTHOR/FSM (2403262371): Port='Async1'
list='' service=NET
*Mar 1 01:22:41.227: AAA/AUTHOR/FSM: As1 (2403262371) user='chaptrtr'
*Mar 1 01:22:41.231: As1 AAA/AUTHOR/FSM (2403262371): send AV service=ppp
*Mar 1 01:22:41.231: As1 AAA/AUTHOR/FSM (2403262371): send AV protocol=ip
*Mar 1 01:22:41.235: As1 AAA/AUTHOR/FSM (2403262371): found list "default"
*Mar 1 01:22:41.239: As1 AAA/AUTHOR/FSM (2403262371):
Method=tacacs+ (tacacs+)
*Mar 1 01:22:41.239: AAA/AUTHOR/TAC+: (2403262371): user=chaptrtr
```

```
*Mar 1 01:22:41.243: AAA/AUTHOR/TAC+: (2403262371): send AV service=ppp
*Mar 1 01:22:41.243: AAA/AUTHOR/TAC+: (2403262371): send AV protocol=ip
*Mar 1 01:22:41.247: TAC+: using previously set server 172.18.124.111
from group tacacs+
*Mar 1 01:22:41.251: TAC+: Opening TCP/IP to 172.18.124.111/49 timeout=5
*Mar 1 01:22:41.263: TAC+: Opened TCP/IP handle 0x4EEAC4 to
172.18.124.111/49
*Mar 1 01:22:41.267: TAC+: Opened 172.18.124.111 index=1
*Mar 1 01:22:41.275: TAC+: 172.18.124.111 (2403262371) AUTHOR/START queued
*Mar 1 01:22:41.323: As1 CCP: I CONFREQ [Not negotiated] id 4 len 12
*Mar 1 01:22:41.327: As1 CCP: OUI (0x0002)
*Mar 1 01:22:41.327: As1 CCP: MS-PPC supported bits 0x00007080
(0x120600007080)
*Mar 1 01:22:41.335: As1 LCP: O PROTREQ [Open] id 31 len 18 protocol CCP
(0x80FD0104000C0002120600007080)
*Mar 1 01:22:41.339: As1 IPCP: I CONFREQ [Closed] id 5 len 40
*Mar 1 01:22:41.343: As1 IPCP: CompressType VJ 15 slots CompressSlotID
(0x0206002D0F01)
*Mar 1 01:22:41.347: As1 IPCP: Address 0.0.0.0 (0x030600000000)
*Mar 1 01:22:41.351: As1 IPCP: PrimaryDNS 0.0.0.0 (0x810600000000)
*Mar 1 01:22:41.355: As1 IPCP: PrimaryWINS 0.0.0.0 (0x820600000000)
*Mar 1 01:22:41.359: As1 IPCP: SecondaryDNS 0.0.0.0 (0x830600000000)
*Mar 1 01:22:41.363: As1 IPCP: SecondaryWINS 0.0.0.0 (0x840600000000)
*Mar 1 01:22:41.607: TAC+: (2403262371) AUTHOR/START processed
*Mar 1 01:22:41.623: TAC+: (2403262371): received author response
status = PASS_ADD
*Mar 1 01:22:41.627: TAC+: Closing TCP/IP 0x4EEAC4 connection to
172.18.124.111/49
*Mar 1 01:22:41.635: As1 AAA/AUTHOR (2403262371): Post authorization
status = PASS_ADD
*Mar 1 01:22:41.647: As1 AAA/AUTHOR/FSM: We can start IPCP
*Mar 1 01:22:41.651: As1 IPCP: O CONFREQ [Closed] id 7 len 10
*Mar 1 01:22:41.655: As1 IPCP: Address 10.31.1.5 (0x03060A1F0105)
*Mar 1 01:22:41.659: As1 AAA/AUTHOR/FSM: (0): Can we start CDPCP?
*Mar 1 01:22:41.663: As1 AAA/AUTHOR/FSM (840307497): Port='Async1'
list='' service=NET
*Mar 1 01:22:41.667: AAA/AUTHOR/FSM: As1 (840307497) user='chaptrtr'
*Mar 1 01:22:41.671: As1 AAA/AUTHOR/FSM (840307497): send AV service=ppp
*Mar 1 01:22:41.671: As1 AAA/AUTHOR/FSM (840307497): send AV protocol=cdp
*Mar 1 01:22:41.675: As1 AAA/AUTHOR/FSM (840307497): found list "default"
*Mar 1 01:22:41.675: As1 AAA/AUTHOR/FSM (840307497): Method=tacacs+
(tacacs+)
*Mar 1 01:22:41.679: AAA/AUTHOR/TAC+: (840307497): user=chaptrtr
*Mar 1 01:22:41.683: AAA/AUTHOR/TAC+: (840307497): send AV service=ppp
*Mar 1 01:22:41.683: AAA/AUTHOR/TAC+: (840307497): send AV protocol=cdp
*Mar 1 01:22:41.687: TAC+: using previously set server 172.18.124.111
from group tacacs+
*Mar 1 01:22:41.691: TAC+: Opening TCP/IP to 172.18.124.111/49 timeout=5
*Mar 1 01:22:41.703: TAC+: Opened TCP/IP handle 0x4EE23C to
172.18.124.111/49
*Mar 1 01:22:41.707: TAC+: Opened 172.18.124.111 index=1
*Mar 1 01:22:41.715: TAC+: 172.18.124.111 (840307497) AUTHOR/START queued
*Mar 1 01:22:41.759: As1 IPCP: I CONFACK [REQsent] id 7 len 10
*Mar 1 01:22:41.763: As1 IPCP: Address 10.31.1.5 (0x03060A1F0105)
*Mar 1 01:22:41.915: TAC+: (840307497) AUTHOR/START processed
*Mar 1 01:22:41.923: TAC+: (840307497): received author response
status = FAIL
*Mar 1 01:22:41.927: TAC+: Closing TCP/IP 0x4EE23C connection to
172.18.124.111/49
*Mar 1 01:22:41.931: As1 AAA/AUTHOR (840307497): Post authorization
status = FAIL
*Mar 1 01:22:41.935: As1 AAA/AUTHOR/FSM: We cannot start CDPCP
*Mar 1 01:22:41.935: As1 CDPCP: State is Closed
01:22:42: %LINEPROTO-5-UPDOWN: Line protocol on Interface Async1,
```



```
changed state to up
*Mar 1 01:22:42.359: As1 PPP: Outbound cdp packet dropped,
CDPCP is Closed [starting negotiations]
*Mar 1 01:22:42.359: As1 CDPCP: State is Closed
*Mar 1 01:22:42.499: As1 PPP: Outbound cdp packet dropped,
CDPCP is Closed [starting negotiations]
*Mar 1 01:22:42.503: As1 CDPCP: State is Closed
*Mar 1 01:22:42.639: As1 PPP: Outbound cdp packet dropped,
CDPCP is Closed [starting negotiations]
*Mar 1 01:22:42.643: As1 CDPCP: State is Closed
*Mar 1 01:22:42.795: As1 PPP: Outbound cdp packet dropped,
CDPCP is Closed [starting negotiations]
*Mar 1 01:22:42.799: As1 CDPCP: State is Closed
*Mar 1 01:22:43.147: As1 CDPCP: TIMEout: State Closed
*Mar 1 01:22:43.151: As1 CDPCP: State is Listen
*Mar 1 01:22:43.155: As1 IPCP: I CONFREQ [ACKrcvd] id 5 len 40
*Mar 1 01:22:43.159: As1 IPCP: CompressType VJ 15 slots
CompressSlotID (0x0206002D0F01)
*Mar 1 01:22:43.163: As1 IPCP: Address 0.0.0.0 (0x030600000000)
*Mar 1 01:22:43.167: As1 IPCP: PrimaryDNS 0.0.0.0 (0x810600000000)
*Mar 1 01:22:43.171: As1 IPCP: PrimaryWINS 0.0.0.0 (0x820600000000)
*Mar 1 01:22:43.171: As1 IPCP: SecondaryDNS 0.0.0.0 (0x830600000000)
*Mar 1 01:22:43.175: As1 IPCP: SecondaryWINS 0.0.0.0 (0x840600000000)
*Mar 1 01:22:43.179: As1 AAA/AUTHOR/IPCP: Start. Her address 0.0.0.0,
we want 0.0.0.0
*Mar 1 01:22:43.183: As1 AAA/AUTHOR/IPCP: Processing AV service=ppp
*Mar 1 01:22:43.187: As1 AAA/AUTHOR/IPCP: Processing AV protocol=ip
!--- The NAS received the route statements and ACLs !--- from the ACS device. *Mar 1
01:22:43.187: As1 AAA/AUTHOR/IPCP: Processing AV route#1=
9.9.9.9 255.255.255.255 11.11.11.12
*Mar 1 01:22:43.191: As1 AAA/AUTHOR/IPCP: Processing AV route#2=
15.15.15.15 255.255.255.255 12.12.12.13
*Mar 1 01:22:43.195: As1 AAA/AUTHOR/IPCP: Processing AV route#3=
15.15.15.16 255.255.255.255 12.12.12.13
*Mar 1 01:22:43.199: As1 AAA/AUTHOR/IPCP: Processing AV inacl#1=
permit icmp 1.1.1.0 0.0.0.255 9.9.9.0 0.0.0.255
*Mar 1 01:22:43.199: As1 AAA/AUTHOR/IPCP: Processing AV inacl#2=
permit tcp 1.1.1.0 0.0.0.255 15.15.15.0 0.0.0.255
*Mar 1 01:22:43.203: As1 AAA/AUTHOR/IPCP: Authorization succeeded
*Mar 1 01:22:43.207: As1 AAA/AUTHOR/IPCP: Done. Her address 0.0.0.0,
we want 0.0.0.0
*Mar 1 01:22:43.211: As1 IPCP: Pool returned 1.1.1.1
*Mar 1 01:22:43.215: As1 IPCP: O CONFREQ [ACKrcvd] id 5 len 28
*Mar 1 01:22:43.219: As1 IPCP: CompressType VJ 15 slots
CompressSlotID (0x0206002D0F01)
*Mar 1 01:22:43.223: As1 IPCP: PrimaryWINS 0.0.0.0 (0x820600000000)
*Mar 1 01:22:43.227: As1 IPCP: SecondaryDNS 0.0.0.0 (0x830600000000)
*Mar 1 01:22:43.231: As1 IPCP: SecondaryWINS 0.0.0.0 (0x840600000000)
*Mar 1 01:22:43.339: As1 IPCP: I CONFREQ [ACKrcvd] id 6 len 16
*Mar 1 01:22:43.343: As1 IPCP: Address 0.0.0.0 (0x030600000000)
*Mar 1 01:22:43.347: As1 IPCP: PrimaryDNS 0.0.0.0 (0x810600000000)
*Mar 1 01:22:43.351: As1 AAA/AUTHOR/IPCP: Start. Her address 0.0.0.0,
we want 1.1.1.1
*Mar 1 01:22:43.355: As1 AAA/AUTHOR/IPCP: Processing AV service=ppp
*Mar 1 01:22:43.355: As1 AAA/AUTHOR/IPCP: Processing AV protocol=ip
!--- The NAS applies the route statements and ACLs. *Mar 1 01:22:43.359: As1 AAA/AUTHOR/IPCP:
Processing AV route#1=
9.9.9.9 255.255.255.255 11.11.11.12
*Mar 1 01:22:43.363: As1 AAA/AUTHOR/IPCP: Processing AV route#2=
15.15.15.15 255.255.255.255 12.12.12.13
*Mar 1 01:22:43.363: As1 AAA/AUTHOR/IPCP: Processing AV route#3=
15.15.15.16 255.255.255.255 12.12.12.13
*Mar 1 01:22:43.367: As1 AAA/AUTHOR/IPCP: Processing AV inacl#1=
permit icmp 1.1.1.0 0.0.0.255 9.9.9.0 0.0.0.255
```

```
*Mar 1 01:22:43.371: As1 AAA/AUTHOR/IPCP: Processing AV inacl#2=
permit tcp 1.1.1.0 0.0.0.255 15.15.15.0 0.0.0.255
*Mar 1 01:22:43.375: As1 AAA/AUTHOR/IPCP: Authorization succeeded
*Mar 1 01:22:43.375: As1 AAA/AUTHOR/IPCP: Done. Her address 0.0.0.0,
we want 1.1.1.1
*Mar 1 01:22:43.383: As1 IPCP: O CONFNAK [ACKrcvd] id 6 len 16
*Mar 1 01:22:43.387: As1 IPCP: Address 1.1.1.1 (0x030601010101)
*Mar 1 01:22:43.391: As1 IPCP: PrimaryDNS 172.18.125.3 (0x8106AC127D03)
*Mar 1 01:22:43.499: As1 IPCP: I CONFREQ [ACKrcvd] id 7 len 16
*Mar 1 01:22:43.503: As1 IPCP: Address 1.1.1.1 (0x030601010101)
*Mar 1 01:22:43.507: As1 IPCP: PrimaryDNS 172.18.125.3 (0x8106AC127D03)
*Mar 1 01:22:43.511: As1 AAA/AUTHOR/IPCP: Start. Her address 1.1.1.1,
we want 1.1.1.1
*Mar 1 01:22:43.519: As1 AAA/AUTHOR/IPCP (2646570182): Port='Async1'
list='' service=NET
*Mar 1 01:22:43.519: AAA/AUTHOR/IPCP: As1 (2646570182) user='chaprtr'
*Mar 1 01:22:43.523: As1 AAA/AUTHOR/IPCP (2646570182): send AV service=ppp
*Mar 1 01:22:43.523: As1 AAA/AUTHOR/IPCP (2646570182): send AV protocol=ip
*Mar 1 01:22:43.527: As1 AAA/AUTHOR/IPCP (2646570182): send AV addr*1.1.1.1
*Mar 1 01:22:43.531: As1 AAA/AUTHOR/IPCP (2646570182): found list "default"
*Mar 1 01:22:43.535: As1 AAA/AUTHOR/IPCP (2646570182): Method=tacacs+ (tacacs+)
*Mar 1 01:22:43.539: AAA/AUTHOR/TAC+: (2646570182): user=chaprtr
*Mar 1 01:22:43.539: AAA/AUTHOR/TAC+: (2646570182): send AV service=ppp
*Mar 1 01:22:43.543: AAA/AUTHOR/TAC+: (2646570182): send AV protocol=ip
*Mar 1 01:22:43.543: AAA/AUTHOR/TAC+: (2646570182): send AV addr*1.1.1.1
*Mar 1 01:22:43.547: TAC+: using previously set server 172.18.124.111 from
group tacacs+
*Mar 1 01:22:43.551: TAC+: Opening TCP/IP to 172.18.124.111/49 timeout=5
*Mar 1 01:22:43.563: TAC+: Opened TCP/IP handle 0x4EE23C to 172.18.124.111/49
*Mar 1 01:22:43.567: TAC+: Opened 172.18.124.111 index=1
*Mar 1 01:22:43.575: TAC+: 172.18.124.111 (2646570182) AUTHOR/START queued
*Mar 1 01:22:43.875: TAC+: (2646570182) AUTHOR/START processed
*Mar 1 01:22:43.887: TAC+: (2646570182): received author response
status = PASS_REPL
*Mar 1 01:22:43.891: TAC+: Closing TCP/IP 0x4EE23C connection to
172.18.124.111/49
*Mar 1 01:22:43.899: As1 AAA/AUTHOR (2646570182): Post authorization
status = PASS_REPL
*Mar 1 01:22:43.911: As1 AAA/AUTHOR/IPCP: Reject 1.1.1.1, using 1.1.1.1
*Mar 1 01:22:43.915: As1 AAA/AUTHOR/IPCP: Processing AV service=ppp
*Mar 1 01:22:43.919: As1 AAA/AUTHOR/IPCP: Processing AV protocol=ip
*Mar 1 01:22:43.923: As1 AAA/AUTHOR/IPCP: Processing AV route#1=
9.9.9.9 255.255.255.255 11.11.11.12
*Mar 1 01:22:43.923: As1 AAA/AUTHOR/IPCP: Processing AV route#2=
15.15.15.15 255.255.255.255 12.12.12.13
*Mar 1 01:22:43.927: As1 AAA/AUTHOR/IPCP: Processing AV route#3=
15.15.15.16 255.255.255.255 12.12.12.13
*Mar 1 01:22:43.931: As1 AAA/AUTHOR/IPCP: Processing AV inacl#1=
permit icmp 1.1.1.0 0.0.0.255 9.9.9.0 0.0.0.255
*Mar 1 01:22:43.935: As1 AAA/AUTHOR/IPCP: Processing AV inacl#2=
permit tcp 1.1.1.0 0.0.0.255 15.15.15.0 0.0.0.255
*Mar 1 01:22:43.939: As1 AAA/AUTHOR/IPCP: Processing AV addr*1.1.1.1
*Mar 1 01:22:43.939: As1 AAA/AUTHOR/IPCP: Authorization succeeded
*Mar 1 01:22:43.943: As1 AAA/AUTHOR/IPCP: Done. Her address 1.1.1.1,
we want 1.1.1.1
*Mar 1 01:22:43.947: As1 IPCP: O CONFACK [ACKrcvd] id 7 len 16
*Mar 1 01:22:43.951: As1 IPCP: Address 1.1.1.1 (0x030601010101)
*Mar 1 01:22:43.955: As1 IPCP: PrimaryDNS 172.18.125.3
(0x8106AC127D03)
*Mar 1 01:22:43.959: As1 IPCP: State is Open
*Mar 1 01:22:44.483: As1 IPCP: Install route to 1.1.1.1
koala#
koala#
```

## 確認

現在、この設定に使用できる確認手順はありません。

## トラブルシューティング

ここでは、設定のトラブルシューティングに使用できる情報を示します。

### トラブルシューティングのためのコマンド

[アウトプット インタープリタ ツール \(登録ユーザ専用\) \(OIT\)](#) は、特定の show コマンドをサポートします。OIT を使用して、show コマンドの出力の分析を表示します。

注 : [debug](#) コマンドを使用する前に、『[debug コマンドの重要な情報](#)』を参照してください。

- `debug aaa authentication` : AAA/TACACS+ 認証に関する情報を表示します。
- `debug aaa authorization`:AAA/TACACS+認可に関する情報を表示します。
- `debug aaa per-user`:AAAサーバから送信されたルータまたはアクセスサーバのユーザごとの設定値に関する情報を表示します。
- `debug tacacs+` : TACACS+ に関連する詳細なデバッグ情報を表示します。
- `debug ppp negotiation` : PPP の開始時に送信される PPP パケットを表示します。PPP の開始時には PPP オプションがネゴシエートされます。

トラブルシューティングの情報については、「[ダイヤルインターフェイスのアクセスリストのトラブルシューティング](#)」を参照してください。

## 関連情報

- [Cisco Secure Access Control Server for Unix](#)
- [Cisco Secure Access Control Server for Windows](#)