

Configuración de ISE 2.3 Redes sociales de Facebook para portales de invitados

Contenido

[Introducción](#)

[Prerequisites](#)

[Requirements](#)

[Componentes Utilizados](#)

[Diagrama de la red](#)

[Configuración](#)

[1. Configurar la aplicación Facebook](#)

[2. Integración de ISE con la aplicación Facebook](#)

[3. Configurar las políticas de autenticación y autorización](#)

[Verificación](#)

[Troubleshoot](#)

[Depuraciones en ISE](#)

Introducción

Este documento describe cómo configurar la integración de Cisco Identity Services Engine (ISE) 2.3 con las credenciales de Facebook para el acceso de invitado autenticado.

Prerequisites

Requirements

Cisco recomienda que tenga conocimiento sobre estos temas:

- Configuración de Identity Services Engine (ISE)
- Configuración básica de la aplicación de Facebook

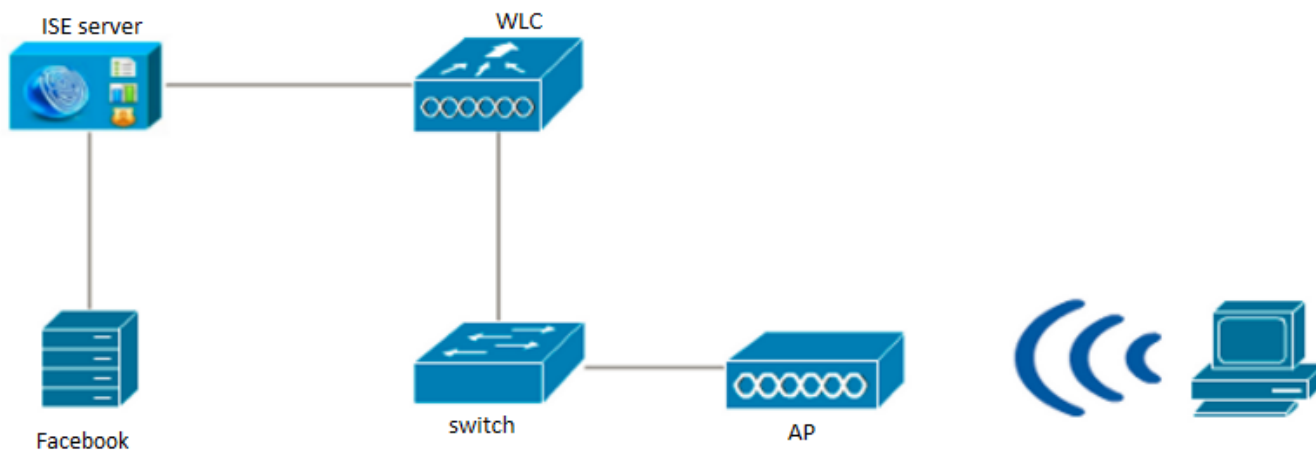
Componentes Utilizados

La información que contiene este documento se basa en las siguientes versiones de software y hardware.

- Cisco ISE versión 2.3
- Inicio de sesión social en Facebook
- Controlador de LAN inalámbrica de Cisco (WLC) versión 8.3.102.0

The information in this document was created from the devices in a specific lab environment. All of the devices used in this document started with a cleared (default) configuration. If your network is live, make sure that you understand the potential impact of any command.

Diagrama de la red

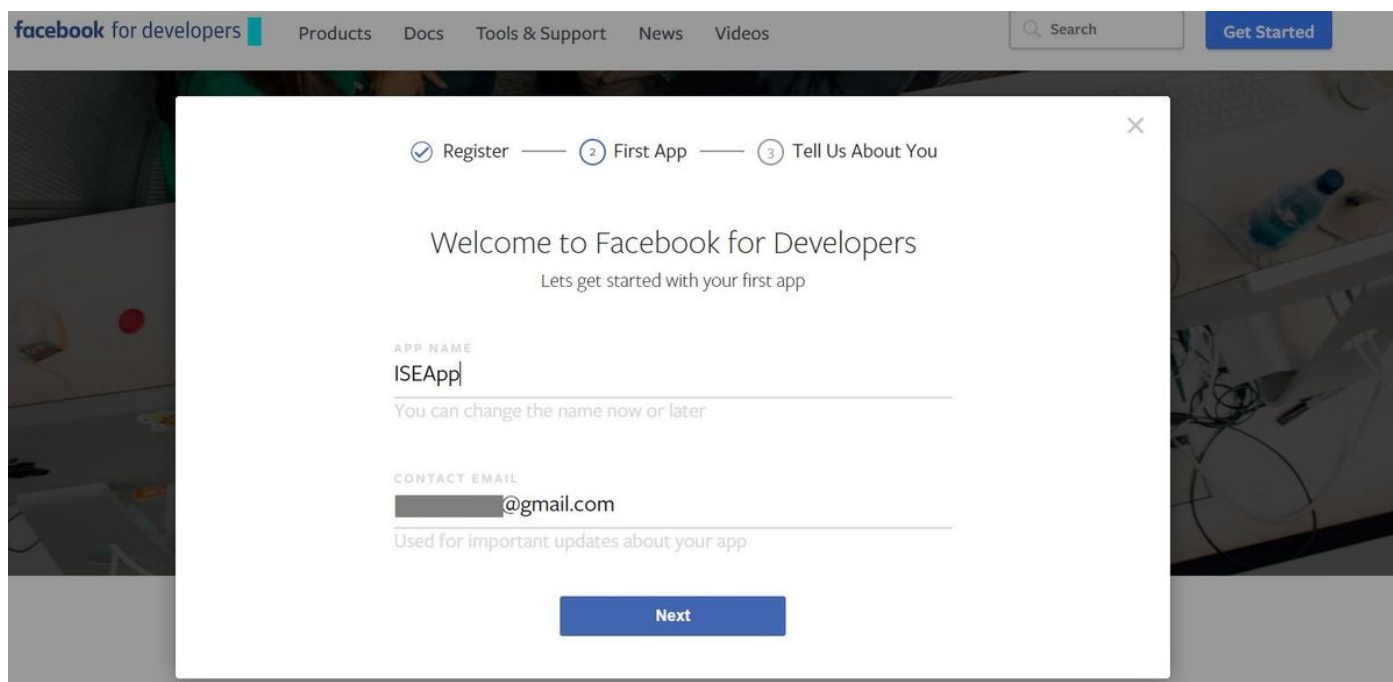


Configuración

La configuración de la aplicación de Facebook presentada es un ejemplo y no una configuración recomendada por Cisco.

1. Configurar la aplicación Facebook

Vaya a <https://developers.facebook.com> y registre la nueva Aplicación.




El panel de la aplicación muestra la **ID de la aplicación** y la **clave Secreta de la aplicación**, que se utilizarán en ISE para crear el login social externo.

Secure | https://developers.facebook.com/apps/62096[redacted]/dashboard/

ISEApp | APP ID: 62096[redacted] | View Analytics | Tools & Support | Docs

Dashboard


Click to see analytics for this app. X

ISEApp 

This app is in development mode and can only be used by app admins, developers and testers [?]

API Version [?] v2.10 | App ID 62096[redacted]

App Secret [redacted] [Show](#)

 **Get Started with the Facebook SDK** [Choose Platform](#)

Use our quick start guides to set up the Facebook SDK for your iOS or Android app, Facebook Web Game or website.

Hacer pública la aplicación creada.

Secure | https://developers.facebook.com/apps/62096[redacted]/review-status/

ISEApp | APP ID: 62096[redacted] | View Analytics | Tools & Support | Docs

Dashboard

Settings

Roles

Alerts

App Review

PRODUCTS

+ Add Product

Make ISEApp public?

Yes Your app is currently **live** and available to the public.

Submit Items for Approval

Some Facebook integrations require approval before public usage. Before submitting your app for review, please consult our [Platform Policy and Review Guidelines](#). [Start a Submission](#)

Approved Items [?]

LOGIN PERMISSIONS

2. Integración de ISE con la aplicación Facebook

Utilice la información mencionada a continuación para integrar la aplicación de Facebook con Cisco ISE.

Vaya a **Administration > Identity Management > External Identity Sources > Social Login** y agregue un nuevo almacén.

External Identity Sources

- Certificate Authentication Profile
- Active Directory
 - AD
- LDAP
- ODBC
- RADIUS Token
- RSA SecurID
- SAML Id Providers
- Social Login

Social Login > New

Social Login

Name * FacebookApp

Description

Type * Facebook

App ID * 62096

App Secret * Show

Cancel Submit

Configure ISE Guest Portal para permitir el inicio de sesión social.

Identity Services Engine Home Context Visibility Operations Policy Administration Work Centers License Warning

Network Access Guest Access TrustSec BYOD Profiler Posture Device Administration PassiveID

Overview Identities Identity Groups Ext Id Sources Administration Network Devices Portals & Components Manage Accounts Policy Elements Policy Sets Reports Custom Portal Files

Guest Portals

Guest Types Sponsor Groups Sponsor Portals

Portals Settings and Customization

Portal Name: * Self-Registered Guest Portal (default) Description: Guests are allowed to create their own accounts and access the network us Portal test URL

Save Close

Language File

Portal Behavior and Flow Settings

Use these settings to specify the guest experience for this portal.

Portal Page Customization

Customize portal pages by applying a theme and specifying field names and messages displayed to users.

Portal & Page Settings

Guest Flow (Based on settings)

Portal Settings

Login Page Settings

Require an access code:

Maximum failed login attempts before rate limiting: (1 - 999)

Time between login attempts when rate limiting: minutes (1 - 3000)

Include an AUP as link

Require acceptance

Allow guests to create their own accounts

Allow social login

Show Registration form after social login (i)

Allow guests to change password after login (i)

Allow the following identity-provider guest portal to be used for login (i)

There are no guest portals configured to use a SAML Id Provider as the Authentication Method.

Registration Form Settings

Assign to guest type:

Configure guest types at:
Work Centers > Guest Access > Configure > Guest Types

Account valid for: Days Maximum: 5 DAYS

Require a registration code:

Fields to include	Required
<input checked="" type="checkbox"/> User name (i)	<input type="checkbox"/>
<input checked="" type="checkbox"/> First name	<input type="checkbox"/>
<input checked="" type="checkbox"/> Last name	<input type="checkbox"/>
<input checked="" type="checkbox"/> Email address	<input checked="" type="checkbox"/>

Después de configurar el portal de invitados ISE para permitir el inicio de sesión social, el inicio de sesión social se rellenará con URL y se deberá agregar a la configuración de la aplicación de Facebook, URL de redireccionamiento de OAuth válidas.

Identity Services Engine Home Context Visibility Operations Policy Administration Work Centers

System Identity Management Network Resources Device Portal Management pxGrid Services Feed Service Threat Centric NAC

Identities Groups External Identity Sources Identity Source Sequences Settings

External Identity Sources

- Certificate Authentication Profile
- Active Directory
 - AD
 - LDAP
 - ODBC
 - RADIUS Token
 - RSA SecurID
 - SAML Id Providers
- Social Login

Social Login > FacebookApp

Social Login

Name * FacebookApp

Description

Type * Facebook

App ID * 62098 [REDACTED]

App Secret * [REDACTED] Show

Cancel Save

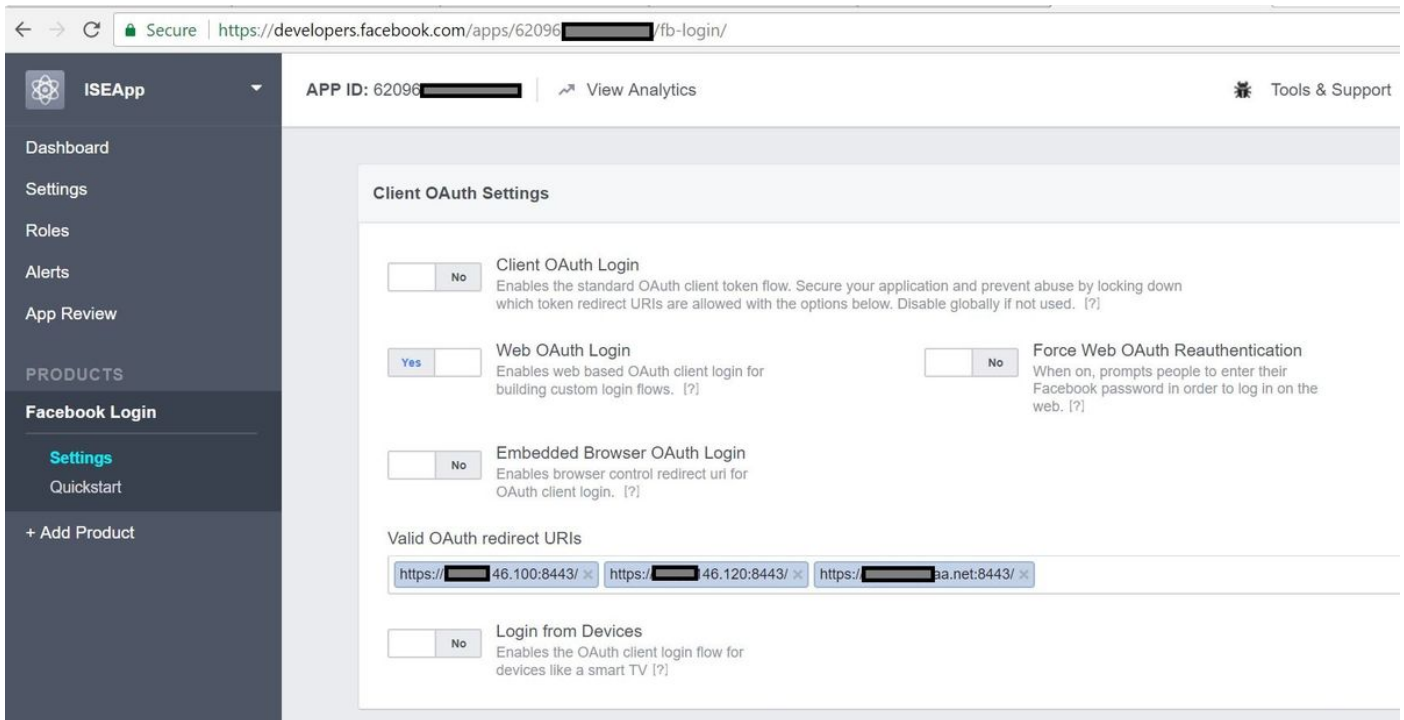
Portal Self-Registered Guest Portal (default) x

i Add all these automated redirect URLs to the App settings.

```
https://[REDACTED]100:8443
https://[REDACTED]120:8443
https://[REDACTED]a.net:8443
```

Agregue Inicio de sesión en Facebook desde Productos y agregue URL de redirección de OAuth válidas.

Las URL se generarán automáticamente en ISE después de enlazar correctamente el portal ISE con el inicio de sesión social externo de Facebook.

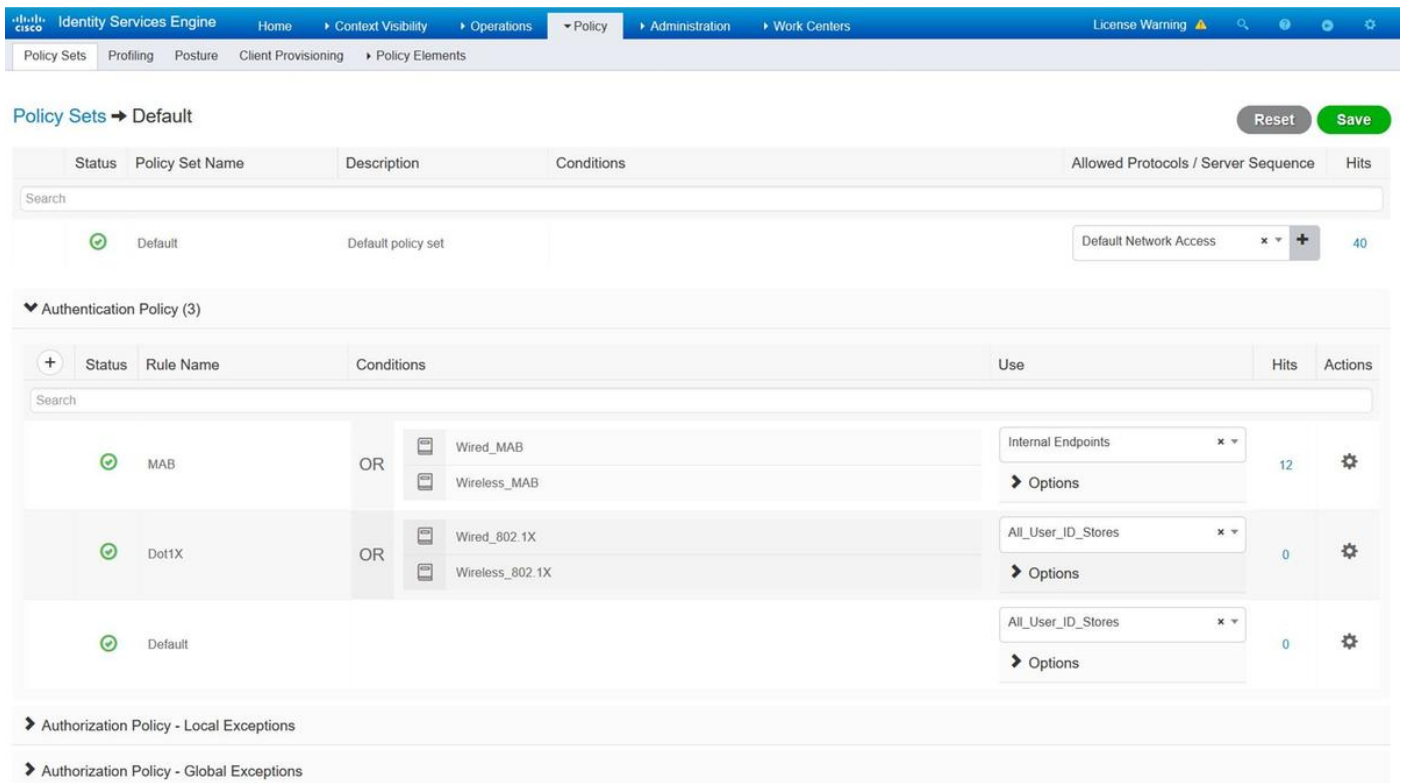


3. Configurar las políticas de autenticación y autorización

La configuración de ISE sigue los mismos pasos de configuración que la CWA de invitado (autenticación Web central).

(Para ver los pasos de configuración de ISE CWA, consulte el documento siguiente:

<https://www.cisco.com/c/en/us/support/docs/security/identity-services-engine/115732-central-web-auth-00.html>)



Identity Services Engine Home Context Visibility Operations Policy Administration Work Centers License Warning

Policy Sets Profiling Posture Client Provisioning Policy Elements

Search

Default All_User_ID_Stores 0 Options

Authorization Policy - Local Exceptions

Authorization Policy - Global Exceptions

Authorization Policy (12)

Status	Rule Name	Conditions	Profiles	Security Groups	Hits	Actions
Wi-Fi_Guest_Access	AND	Guest_Flow Wireless_MAB	PermitAccess	Guests	5	
Wi-Fi_Redirect_to_Guest_Login		Wireless_MAB	Cisco_WebAuth_Wireless	Select from list	12	

Asegúrese de que el rango de direcciones IP de Facebook (31.13.0.0/16) esté excluido de la ACL de redirección de WLC

MONITOR WLANs CONTROLLER WIRELESS SECURITY MANAGEMENT COMMANDS HELP FEEDBACK Save Configuration Ping

Security

AAA
General
RADIUS
Authentication
Accounting
Fallback
DNS
Downloaded AVP
TACACS+
LDAP
Local Net Users
MAC Filtering
Disabled Clients
User Login Policies
AP Policies
Password Policies
Local EAP
Advanced EAP
Priority Order
Certificate
Access Control Lists
Access Control Lists
CPU Access Control Lists
FlexConnect ACLs
Layer2 ACLs
Wireless Protection Policies
Web Auth
TrustSec SXP
Local Policies
Advanced

Access Control Lists > Edit

General

Access List Name Redirect-ACL

Deny Counters 0

Seq	Action	Source IP/Mask	Destination IP/Mask	Protocol	Source Port	Dest Port	DSCP	Direction	Number of Hits
1	Permit	0.0.0.0 / 0.0.0.0	0.0.0.0 / 0.0.0.0	UDP	Any	Any	Any	Any	2391
2	Permit	0.0.0.0 / 0.0.0.0	0.0.0.0 / 0.0.0.0	ICMP	Any	Any	Any	Any	161
3	Permit	0.0.0.0 / 0.0.0.0	0.0.0.0 / 255.255.0.0	Any	Any	Any	Any	Any	1360
4	Permit	0.0.0.0 / 255.255.0.0	0.0.0.0 / 0.0.0.0	Any	Any	Any	Any	Any	1884
5	Permit	0.0.0.0 / 0.0.0.0	31.13.0.0 / 255.255.0.0	Any	Any	Any	Any	Any	708
6	Permit	31.13.0.0 / 255.255.0.0	0.0.0.0 / 0.0.0.0	Any	Any	Any	Any	Any	844
7	Deny	0.0.0.0 / 0.0.0.0	0.0.0.0 / 0.0.0.0	Any	Any	Any	Any	Any	7424

Verificación

Una vez redirigido el usuario invitado, se le mostrará la opción Iniciar sesión con Facebook.



Welcome

Welcome to the Guest Portal. Sign on with the username and password provided to you.

Username:

Password:

[Please read the terms and conditions.](#)

I agree to the terms and conditions

Sign On

OR

 Log in With Facebook

[Don't have an account?](#)

Este botón aprovecha la aplicación recién creada y redirige a la página de inicio de sesión de facebook donde el usuario ingresará sus credenciales de facebook.

facebook

Sign Up

Log into Facebook

Log In

or

Create New Account

[Forgot account?](#)

[Not now](#)

Después de una autenticación correcta, el usuario invitado vuelve a redirigir al portal de ISE.



Welcome Message

Click **Continue** to connect to the network.
You're very close to gaining network access.

Continue

Registros en directo de ISE Radius:

Identity Services Engine | Home | Context Visibility | Operations | Policy | Administration | Work Centers | License Warning

RADIUS | Threat-Centric NAC Live Logs | TACACS | Troubleshoot | Adaptive Network Control | Reports

Live Logs | Live Sessions

Misconfigured Supplicants: 0 | Misconfigured Network Devices: 0 | RADIUS Drops: 0 | Client Stopped Responding: 0 | Repeat Counter: 0

Refresh: Every 1 minute | Show: Latest 100 records | Within: Last 24 hours

Time	Status	Details	Repeat ...	Identity	Endpoint ID	Posture St...	Endpoint Profile	Authenticat...	Authorization Policy
Aug 21, 2017 10:04:06.404 AM			0	Ulugbek Yusubaliev	E4.A4.71.85.FB.6A		Windows10-Workstation	Default	Default >> Wi-Fi_GuestT_Ac
Aug 21, 2017 10:04:06.397 AM				Ulugbek Yusubaliev	E4.A4.71.85.FB.6A		Windows10-Workstation	Default	Default >> Wi-Fi_GuestT_Ac
Aug 21, 2017 10:04:06.385 AM					E4.A4.71.85.FB.6A				
Aug 21, 2017 10:04:05.766 AM				Ulugbek Yusubaliev	E4.A4.71.85.FB.6A				
Aug 21, 2017 10:01:07.080 AM				E4.A4.71.85.FB.6A	E4.A4.71.85.FB.6A		Intel-Device	Default >> M...	Default >> Wi-Fi_Redirect_
Aug 21, 2017 09:59:59.321 AM				E4.A4.71.85.FB.6A	E4.A4.71.85.FB.6A		Intel-Device	Default >> M...	Default >> Wi-Fi_Redirect_
Aug 21, 2017 09:59:59.302 AM					E4.A4.71.85.FB.6A				
Aug 21, 2017 09:59:49.261 AM				E4.A4.71.85.FB.6A	E4.A4.71.85.FB.6A			Default >> M...	Default >> Wi-Fi_Redirect_

Overview

Event	5236 Authorize-Only succeeded
Username	Ulugbek Yusubaliev
Endpoint Id	E4:A4:71:85:FB:6A ⓘ
Endpoint Profile	Windows10-Workstation
Authentication Policy	Default
Authorization Policy	Default >> Wi-Fi_Guest_Access
Authorization Result	Guests_PermitAccess

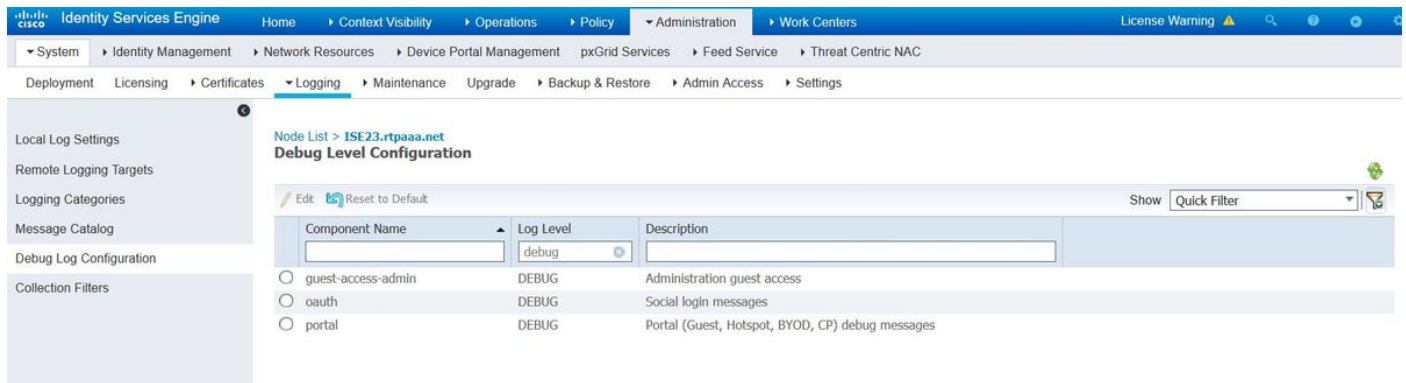
Authentication Details

Source Timestamp	2017-08-21 10:04:06.395
Received Timestamp	2017-08-21 10:04:06.397
Policy Server	ISE23
Event	5236 Authorize-Only succeeded
Username	Ulugbek Yusubaliev
User Type	GuestUser
Endpoint Id	E4:A4:71:85:FB:6A
Calling Station Id	e4-a4-71-85-fb-6a
Endpoint Profile	Windows10-Workstation
Authentication Identity Store	<u>FacebookApp</u>
Identity Group	GuestEndpoints
Audit Session Id	0e249a0500000007599af5b2
Authentication Method	Authorize Only
Service Type	Authorize Only
Network Device	WLC

Troubleshoot

Depuraciones en ISE

Para habilitar los debugs en ISE, navegue hasta **Administration > System > Logging > Debug Log Configuration**, seleccione el nodo PSN y cambie el nivel de registro de los siguientes componentes a **DEBUG**:



The screenshot shows the Cisco Identity Services Engine (ISE) web interface. The navigation path is Administration > System > Logging > Debug Log Configuration. The page title is "Node List > ISE23.rtpaaa.net Debug Level Configuration". There are buttons for "Edit" and "Reset to Default". A search bar with "Quick Filter" is visible. The main content is a table with the following data:

Component Name	Log Level	Description
<input type="radio"/> guest-access-admin	DEBUG	Administration guest access
<input type="radio"/> oauth	DEBUG	Social login messages
<input type="radio"/> portal	DEBUG	Portal (Guest, Hotspot, BYOD, CP) debug messages

Registros que se van a comprobar: ise-psc.log y guest.log. Los puede adaptar directamente desde la CLI de ISE:

```
ise23-1/admin# show logging application ise-psc.log tail
```

Durante la conexión a la aplicación de Facebook, ISE muestra el error de tiempo de espera agotado de la conexión:

```
2017-08-21 08:28:18,003 DEBUG [admin-http-pool22][] com.cisco.cpm.oauth.OAuthClient -:::- Got error while checking OAuth settings for AppId: [123456789] and secret key: ****
2017-08-21 08:28:18,003 ERROR [admin-http-pool22][]
admin.restui.features.social.SocialLoginUIApi -:::- ERROR
connect timed out
```

Asegúrese de que el nodo ISE tenga una conexión directa a Internet.

Uso del proxy dirigido en el error [CSCve87511](#) "Compatibilidad con inicio de sesión social con servidor proxy"