

# How to Enable the Discovery-Bonjour Settings on RV016, RV042, RV042G and RV082 VPN Routers

## Objective

Bonjour is a service discovery protocol that locates network devices such as printers and servers on the LAN. When this feature is enabled, the router periodically multicasts Bonjour service records to the entire local network to advertise its existence.

This article explains how to enable Discovery-Bonjour on RV016, RV042, RV042G, and RV082 VPN Routers

## Applicable Devices

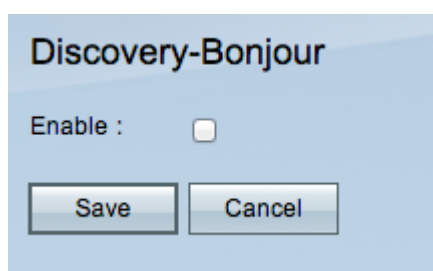
- RV016
- RV042
- RV042G
- RV082

## Software Version

- v4.2.2.08

## Enable Discovery-Bonjour

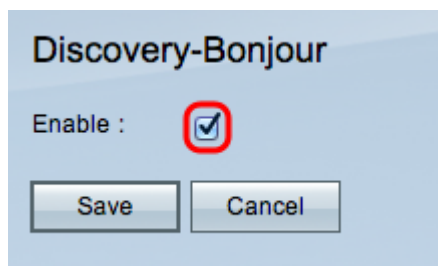
Step 1. Log in to the web configuration utility and choose **System Management > Discovery-Bonjour**. The *Discovery-Bonjour* page opens:



Discovery-Bonjour

Enable :

Save Cancel

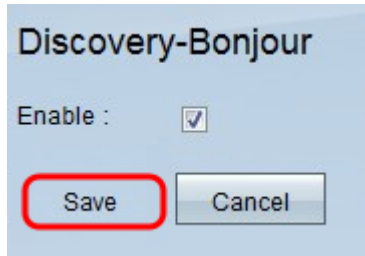


Discovery-Bonjour

Enable :

Save Cancel

Step 2. Check the **Enable** check box to enable Discovery-Bonjour.



Step 3. Click **Save** to finish the configuration.