

Contents

[Introduction](#)

[Prerequisites](#)

[Requirements](#)

[Components Used](#)

[Problem: Few CSM services fail to start automatically when it is upgraded to 4.8 or later versions.](#)

[Symptoms](#)

[View Permission Changes](#)

[Trigger of the Issue](#)

[Solution](#)

[Related information](#)

Introduction

This document describes the behavior change in Cisco Security Manager (CSM) services and the required permissions to execute them on CSM 4.8 or later releases.

Prerequisites

Requirements

There are no specific requirements for this document.

Components Used

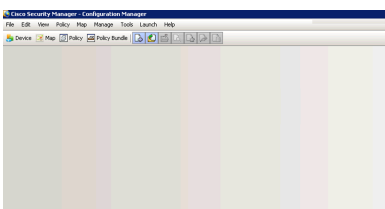
This document is not restricted to specific software and hardware versions.

The information in this document was created from the devices in a specific lab environment. All of the devices used in this document started with a cleared (default) configuration. If your network is live, make sure that you understand the potential impact of any command.



Problem: Few CSM services fail to start automatically when it is upgraded to 4.8 or later versions.

Symptoms

1. Log in to Configuration Manager, it only shows a blank page under **Device view** tab, none of the devices are visible, as shown in the image.



2. Few services show ./casuser under Log On As column, per the output of services.msc, as shown in the image.

Name ^	Description	Status	Startup Type	Log On As
 Cisco Security Manager AUS database engine	CiscoWorks Aus sybase database e...		Manual	.\casuser
 Cisco Security Manager Daemon Manager	Administrative service for CiscoWork...	Started	Automatic	Local System

Services which would not start:

CmfDbEngine, rptDbEngine, AusDbEngine and vmsDbEngine

Note: casuser- the casuer user account is equivalent to a Windows administrator and provides access to all Common Services and Security Manager tasks. You do not normally use this account directly.

3. Windows Event log:

Navigate to **Event Viewer > Windows Logs > System** (look for Error level)

The vmsDbEngine service was unable to log on as .\casuser with the currently configured password due to the following error:

Logon failure: the user has not been granted the requested logon type at this computer.

Service: vmsDbEngine

Domain and account: .\casuser

This service account does not have the required user right "Log on as a service."

User Action

Assign "Log on as a service" to the service account on this computer. You can use Local Security Settings (Secpol.msc) to do this. If this computer is a node in a cluster, check that this user right is assigned to the Cluster service account on all nodes in the cluster.

If you have already assigned this user right to the service account, and the user right appears to be removed, check with your domain administrator to find out if a Group Policy object associated with this node might be removing the right.

Similar events are observed for CmfDbEngine, rptDbEngine and

CSM 4.8 onwards, few CSM services are run by casuser and it is an expected behavior.

These are few of the services which are run by casuser :

CmfDbEngine, rptDbEngine, AusDbEngine and vmsDbEngine

Casuser requires permission to run the above services, therefore, it needs to be set for these Policy:

Log on as a service

View Permission Changes

The new installation or the upgrade to 4.8, automatically sets casuser for Log on as a service Policy.

Navigate to **Computer Configuration > Windows Settings > Security Settings > Local Policies > User Rights Assignment.**

The GPO is pushed as a regular update, once it is applied on the server, verify the services again.

A manual [Group Policy Refresh](#) can also be forced on the server.

Restart the Daemon Manager and verify the fix. Ensure that the aforementioned four services (CmfDbEngine, rptDbEngine, AusDbEngine and vmsDbEngine) are up and runs well.

Related information

- [casuser account](#)
- [Permissions required for casuser](#)
- [Basics of Group Policy Objects](#)
- [Log on as a service](#)
- [Technical Support & Documentation - Cisco Systems](#)