

Rehost licenses between MC3GX60V Line Cards in a uBR10012 Router

Contents

[Introduction](#)

[Components Used](#)

[Requirements](#)

[Procedure](#)

[Step 1: Get the Device Credential](#)

[Step 2: Request license transfer on license portal](#)

[Step 2.1 Specify source for license transfer](#)

[Step 2.2 Specify target for license transfer](#)

[Step 2.3 Generate the permission ticket for license transfer](#)

[Step 3: Revoke the license on source LC](#)

[Step 4: Get new license for target LC on license portal](#)

[Step 4.1: Enter rehost information](#)

[Step 4.2: Generate license file for target LC](#)

[Step 5: Install new license on target LC.](#)

[Step 5.1: copy license file to CMTS](#)

[Step 5.2: Check the current license status before installing the new license on target LC](#)

[Step 5.3: Install new license on target LC](#)

[Step 5.4: Check the license status after installation](#)

Introduction

This document describes the procedure for rehosting, or in other words, the process of transferring the licenses between 2 Line Cards (LC) of a uBR1002. In this example, 2 DS x 2 US licenses from line card slot 8/1 (that originally has 72x60) are transferred to line card slot 8/0 (that originally has 60x16) on the Cisco uBR-MC3GX60V line card.

Contributed by: Shawn Dashuai Zhang & Andy Lau

Edited by: Kumar Sridhar

Components Used

Cisco uBR10012 Universal Broadband Router

MC3GC60V Line Cards

Requirements

A log in account with [Cisco.com](https://www.cisco.com)

Access to Cisco License portal <https://slexui.cloudapps.cisco.com/SWIFT/LicensingUI/Quickstart#>

Procedure

Following are the the steps involved in rehosting the licenses from the source card, in slot 8/1 to target card, in slot 8/0:

Step 1: Get the license credential of the source LC.

Step 2: Request license transfer on license portal.

Step 3: Revoke the license on source LC.

Step 4: Get new license for target LC on license portal.

Step 5: Install new license on target LC.

Step 1: Get the Device Credential

Using the commands shown below, save the device credential of LC 8/1 to disk0 as "81_cred.txt". You can display the contents of the file using the **more** command followed by the file name:

```
ubr10012-1#show license udi
```

SlotID	PID	SN	UDI
7/0	UBR-MC20X20V	CAT1441E0L2	UBR-MC20X20V:CAT1441E0L2
7/1	UBR-MC20X20V	CAT1441E0KH	UBR-MC20X20V:CAT1441E0KH
8/0	UBR-MC3GX60V	CAT1616E015	UBR-MC3GX60V:CAT1616E015

```
8/1 UBR-MC3GX60V CAT1435E0TZ UBR-MC3GX60V:CAT1435E0TZ ubr10012-1#license save credential
disk0:81_cred.txt subslot 8/1 Device credential saved . . . . to disk0:81_cred.txt ubr10012-1#more
disk0:81_cred.txt <?xml version="1.0" encoding="UTF-8"?><CISCO_WT_ARTIFACTS
version="1.0"><CISCO_WT_REHOST_ARTIFACT version="1.0"><HEADER><ARTIFACT_TYPE>Device
Credentials</ARTIFACT_TYPE><ARTIFACT_VERSION>1.0</ARTIFACT_VERSION><TRANSACTION_ID>T and I trans
id</TRANSACTION_ID><UDI><PID>UBR-
MC3GX60V</PID><SN>CAT1435E0TZ</SN></UDI><SOURCE>Device</SOURCE><CREATE_DATE>2013-07-
04T13:25:25.307Z</CREATE_DATE><ARTIFACT_INFO>T and art
info</ARTIFACT_INFO></HEADER><CONTENT><DECIPHER_INFO
encoding="BASE64">AAEAAGAOAA4AhQEBgAB1BM8UMnw+NZxYfVWqIFuiug7aqRoKMf06/hOkQuoe706yakteiCMzrEE592
0+SxD6TTEHBq1f9YHxgv6yguQ9hM+JXLASZRPh5i jSyTfHc0eATvmwltlxEv17kMmI jpxM1Z7/tKd4AAAAAAAAAAAAAAAA
AAAAAAAAAAAAAAAAAA=</DECIPHER_INFO><CORE_DATA><CIPHER_DATA
encoding="BASE64">AAEAAGAPAA8DhAAPABAN/lbTrMxBGdHYqWuzbUD5rFvGVudf1BuInDnRkIPaksB00Vs96Zw5U5tYt
xK0nixv11z1UTtvJhzyK2r+lHG1UcZhn4ZPLIYWcJTMSPqPAnPeI6rE324hkaT+NveeQxfDVAp+uGu3/CKesJbfA3x0qyqM
cevT2mUfC2aZY21Lbga9mv8dhN1SUTKN0uDGPChaHNw+VKXfLh0Y/rGurwVb63UsRKOIglef5Iw5bDHmZ6y2RiJy+VR7LvBZ
MZialAouROg7XiRwFjqGOMsahKrkTF+aMFBNBdHiOgZAYP7QnaiKNwsFHNu0Wky1EzqbCByce6CBrMMWDWLE30z68j/5roX1
m2cUHYEJAmGUBmCHreBeEa44SHyQkTKQ1pv2213nhKv4PZ5cL5JIQs6xZMY6mcNj1f0uuUXIKswWrRj7TOgnQJCSB+cP9POu
JIz8cQrXopc1P+McA/TdNv9K0usJOnUJZVCC2ZvS2B6XaLdAGssGbL0W3dlqyKpcushbLZ6s1F7h0vuQ4N56pScxO+PiE4VF
rz4G1U9JfWgt/G1hF359yNtaBBikxml37A5uwoDT5cMfLpJLJ48kWSi/9qunQ2mvmxxgRI+tmy3SxQtctx2GgmiPGNVTX8W1
hheo1DMRiLNYxmfrMP9vK27rcpsS4fen2bK0hkaPDFmQDzx+/MsNS/38vSrHWKWRoe9xm0cAybyJgX7jr4hYed0F0g6QD+9U
vm8Ski0UMbMCAAZJHZJcgaC8BGvhZvbnDVPBoHq1+8P1t129YSFCg8GfJ1XHAMTqRB+kxZihVcRmD5eG6o70s2h/kt9ozteq
jMVraDEURxFY4SSr7Wym1Oa0e7WAP0rrCBUnMV18bkNW22Ju50eytNGHvKz9mjDFeFqMzegHrQJSQeMQD0h+UrrLs9qzpls8
5FL1sb6J7S1HvGMFdkTq3ITuqcmxMdgukZLP3prfWYc5ZamtZ256B/ZdGiNowePzbvaFwWUAYqsLYDBrPmT80Bfm4SVekA6
ZSyexnkJevGipqW0Qom9ATZqplm60Lfwl0NpNTBVvv3Izin8M7h4SnAsRq59Kw5E4RgsraIgyhtbDbEn6109MegKb/hwErF
l0541z4DSfPdWUeiBrGziv9/D9fik6NZ2/v1vOePYZTRehZlUkOJPLEZwi817qRKZtBcHLXonc95qO1w==</CIPHER_DATA>
</CORE_DATA><SIGNATURE_INFO
encoding="BASE64">AAEAAGALAAAsAVAECAQnwYWA7F1UKowp1FYRGINxVEf2ThwAAAAAAAAAAAAAAAAABImmNxd3wI3ESvX6T
CYfl8ffm9kRCY+zaQAc3ley0icVh5/4qa2t4Nslis+icrxrw==</SIGNATURE_INFO></CONTENT></CISCO_WT_REHOST_A
RTIFACT></CISCO_WT_ARTIFACTS> ubr10012-1#
```

Step 2: Request license transfer on license portal

Go to <https://slexui.cloudapps.cisco.com/SWIFT/LicensingUI/Quickstart#> website, select the device from "Devices", click the blue ">" to select "Rehost

license..." and paste the device credential (from the **more** command output as in Step 1) to register and request a license transfer:

Product License Registration

Show: All Licenses for Yuen Tak Lau

PAKs or Tokens | Licenses | **Devices** | Transactions History

Get Licenses | Move Licenses | Add Devices | Download Licenses | Email Selected Licenses | Export to CSV | Show Filters

Device	Family	Features	Quantity
<input type="checkbox"/> UDI Product ID:UBR-MC3GX60V UDI Serial Number:	UBR MC20x20/3G60/PRE5/3GSPA	DS_License	123
<input type="checkbox"/> UDI Product ID:UBR-MC20X20V UDI Serial Number:		US_License	35
<input type="checkbox"/> UDI Product ID:UBR-MC20X20V UDI Serial Number:		US_License	20
<input type="checkbox"/> UDI Product ID:UBR-MC20X20V UDI Serial Number:		DS_License	20
<input type="checkbox"/> UDI Product ID:UBR-MC20X20V UDI Serial Number:		DS_License	+1 120
<input type="checkbox"/> UDI Product ID:C891FW-E-K9 UDI Serial Number:	800 Fixed	MEM-8XX-512U1GB	1
		advipservices	1

Download License...

Email License...

Rehost license...

Rehost license from failed device(RMA)...

Get device information...

If you don't see the device in your CCO profile, click "Add Devices" and add the device to your CCO profile.

Initiate a Rehost

On this page, you can transfer specific licenses from one device to another that were previously registered with your Cisco.com profile or by others in your organization.

1. Specify License Source | 2. Specify Target & Options | 3. Review

Source Device Selection

Select the product type: Device Credential

Credentials:

```
/hwErFI054lz4DSfPdWUeiBrGziv9/D9fIK6NZ2
/1vOePYZTRehZIUkOJPleZWl8I7qRKZiBcHLXonc95qO1w==</CIPHER_DATA>
</CORE_DATA><SIGNATURE_INFO
encoding="BASE64">AAEAAGALAAAsAVAECAQnwYWA7F1UKowpIFYRGInxVEf2ThwAA
AAAAAAAAAAAAABImmNxd3wI3ESvX6TCYfl8ffm9kRCY+zaQAc3leY0iCVh5/4qa2t4Ns1i
S+icrxrw==</SIGNATURE_INFO></CONTENT></CISCO_WT_REHOST_ARTIFACT>
</CISCO_WT_ARTIFACTS>
```

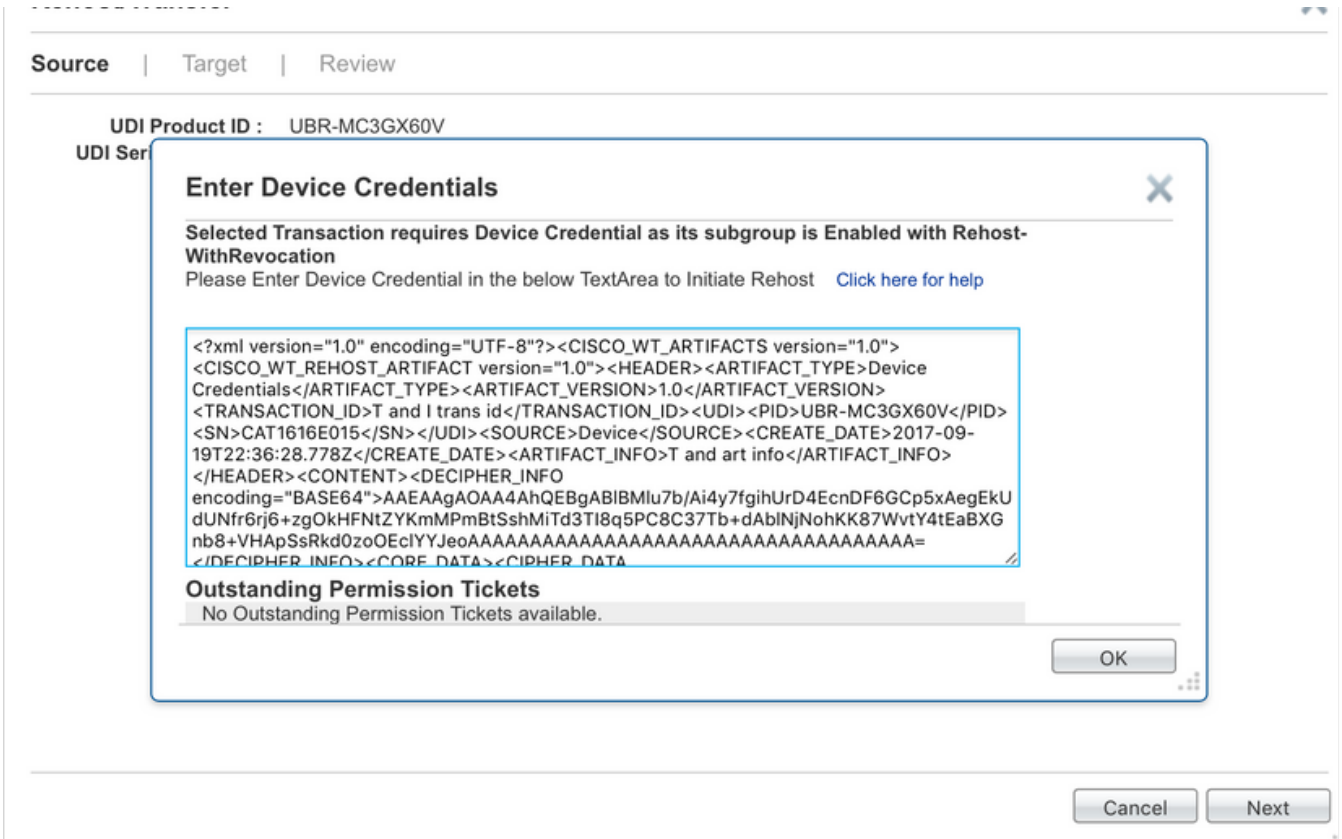
OK Cancel

After adding the device, you will see the associated license in the webpage.

Step 2.1 Specify source for license transfer

Select the license you want to transfer:

Fill the text box with the device credential that you obtained in Step 2.

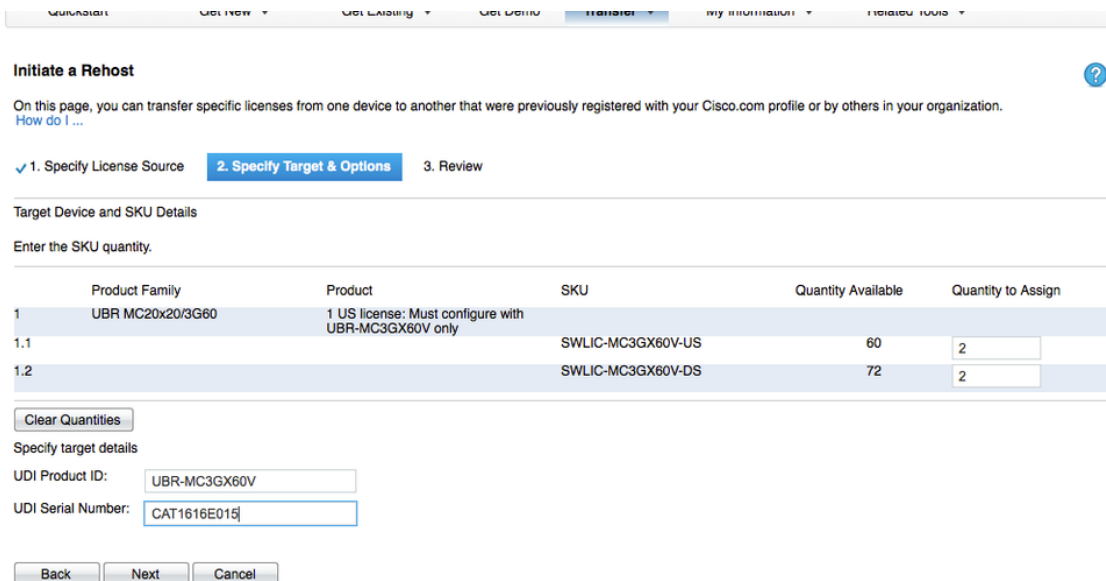


Click "Next"

Step 2.2 Specify target for license transfer

In the "Quantity to Assign", fill in the license counts you want to transfer from the source Line Card.

In this example, there are 72DSX60US licenses for subslot 8/1. We will transfer 2DSx2US licenses to subslot 8/0. After transferring, 70DSx58US licenses will remain on subslot 8/1.



Click "Next"

Step 2.3 Generate the permission ticket for license transfer

Initiate a Rehost ?

On this page, you can transfer specific licenses from one device to another that were previously registered with your Cisco.com profile or by others in your organization.
[How do I ...](#)

✓ 1. Specify License Source ✓ 2. Specify Target & Options **3. Review**

	Serial Number	Product ID
1 Source	CAT1435E0TZ	UBR-MC3GX60V
Target	CAT1616E015	UBR-MC3GX60V

	Sku Name	Quantity
1.1	SWLIC-MC3GX60V-DS	2
1.2	SWLIC-MC3GX60V-US	2

Your License Key will be emailed within the hour to these email addresses and connected with the specified end user.

* Send To: +

* End User: ✎

* License Agreement: I agree with the Terms of the License [View License Agreement...](#)

A permission ticket is issued after you click the "Submit" button. It gets emailed to your email address.

Copy the permission ticket license file, from your email, to CMTS using TFTP or any other means available:

```
ubr10012-1#copy tftp://10.66.94.155/CAT1435E0TZ_20130704171351238.lic disk0:
```

```
Destination filename [CAT1435E0TZ_20130704171351238.lic]?
```

```
Accessing tftp://10.66.94.155/CAT1435E0TZ_20130704171351238.lic...
```

```
Loading CAT1435E0TZ_20130704171351238.lic from 10.66.94.155 (via GigabitEthernet1/1/0): !
```

```
[OK - 8872 bytes]
```

Step 3: Revoke the license on source LC

Use this permission ticket to start the rehost process by using Cisco IOS commands.

Apply the permissions ticket to the source device by using the license revoke command.

The source device then provides a rehost ticket indicating proof of revocation. A sixty-day grace period license is also installed on the device to allow enough time to transfer the licenses to the destination device.

The Rehost ticket will be used to generate the new license file for the target.

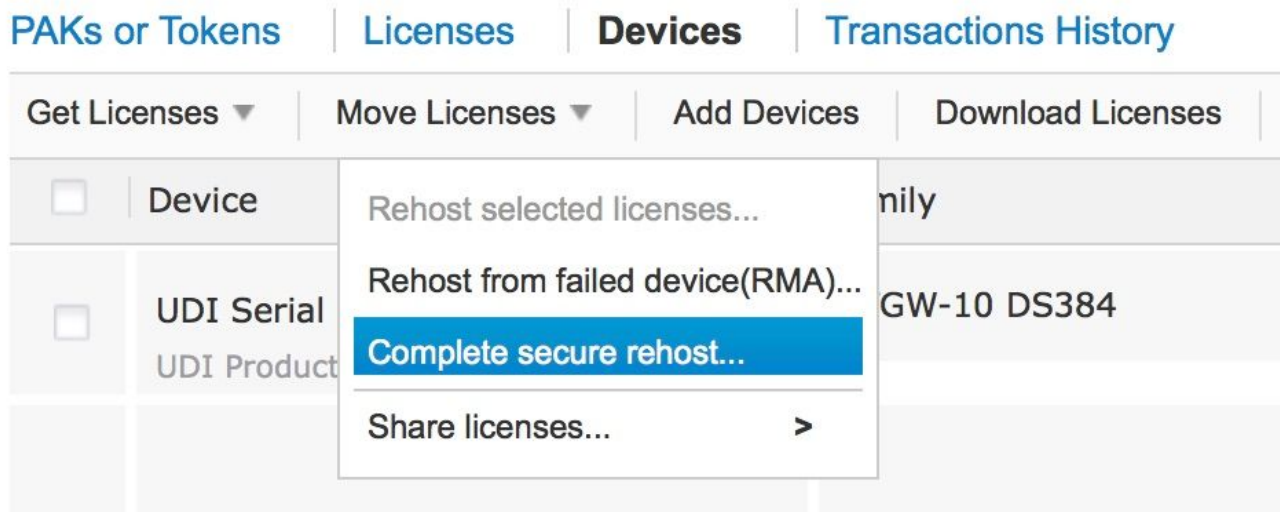
In case you lose the rehost ticket ("disk0:rt" in this case), you can repeat the above "license revoke" procedure to get the rehost ticket.

```
ubr10012-1#license revoke disk0:CAT1435E0TZ_20130704171351238.lic disk0:rt Following Permanent license(s) will be revoked from this device Feature Name: DS_License : Count = 72 Feature Name: US_License : Count = 60 Following Permanent license(s) will be installed on this device Feature Name: US_License : Count = 58 Feature Name: DS_License : Count = 70 Following Extension license(s) will be installed on this device Feature Name: US_License : Count = 60 Feature Name: DS_License : Count = 72 PLEASE READ THE FOLLOWING TERMS CAREFULLY. INSTALLING THE LICENSE OR LICENSE KEY PROVIDED FOR ANY CISCO PRODUCT FEATURE OR USING SUCH PRODUCT FEATURE CONSTITUTES YOUR FULL ACCEPTANCE OF THE FOLLOWING TERMS. YOU MUST NOT PROCEED FURTHER IF YOU ARE NOT WILLING TO BE BOUND BY ALL THE TERMS SET FORTH HEREIN. You hereby acknowledge and agree that the product feature license is terminable and that the product feature enabled by such license may be shut down or terminated by Cisco after expiration of the applicable term of the license (e.g., 30-day
```

trial period). Cisco reserves the right to terminate or shut down any such product feature electronically or by any other means available. While alerts or such messages may be provided, it is your sole responsibility to monitor your terminable usage of any product feature enabled by the license and to ensure that your systems and networks are prepared for the shut down of the product feature. You acknowledge and agree that Cisco will not have any liability whatsoever for any damages, including, but not limited to, direct, indirect, special, or consequential damages related to any product feature being shutdown or terminated. By clicking the "accept" button or typing "yes" you are indicating you have read and agree to be bound by all the terms provided herein. ACCEPT? (yes/[no]): yes Rehost ticket saved to disk0:rt ubr10012-1#show license detail subslot 8/1 Index: 1 Feature: DS_License Version: 1.0 License Type: Evaluation License State: Active, In Use Evaluation total period: 8 weeks 4 days Evaluation period left: 8 weeks 3 days Expiry date: Sep 02 2013 06:41:34 License Count: 72/72/0 (Active/In-use/Violation) License Priority: High Store Index: 3 Store Name: Primary License Storage Index: 2 Feature: DS_License Version: 1.0 License Type: Permanent License State: Inactive License Count: 70/0/0 (Active/In-use/Violation) License Priority: Medium Store Index: 1 Store Name: Primary License Storage Index: 3 Feature: DS_License Version: 1.0 License Type: Evaluation License State: Inactive Evaluation total period: 8 weeks 4 days Evaluation period left: 1 week 2 days License Count: 72/0/0 (Active/In-use/Violation) License Priority: Low Store Index: 1 Store Name: Evaluation License Storage Index: 4 Feature: US_License Version: 1.0 License Type: Evaluation License State: Active, In Use --More-- % RPC failed to slot 17 Evaluation total period: 4 days Evaluation period left: 8 weeks 3 days Expiry date: Sep 02 2013 06:46:34 License Count: 60/60/0 (Active/In-use/Violation) License Priority: High Store Index: 2 Store Name: Primary License Storage Index: 5 Feature: US_License Version: 1.0 License Type: Permanent License State: Inactive License Count: 58/0/0 (Active/In-use/Violation) License Priority: Medium Store Index: 0 Store Name: Primary License Storage Index: 6 Feature: US_License Version: 1.0 License Type: Evaluation License State: Inactive Evaluation total period: 8 weeks 4 days Evaluation period left: 8 weeks 4 days License Count: 60/0/0 (Active/In-use/Violation) License Priority: Low Store Index: 0 Store Name: Evaluation License Storage ubr10012-1#

Step 4: Get new license for target LC on license portal

Enter the rehost ticket into the license transfer portal tool by choosing the "Devices > Move licenses > Complete secure rehost..." along with destination device UDI. Refer to picture below:



Extract the text from the Rehost Ticket:

```
ubr10012-1#more disk0:rt <?xml version="1.0" encoding="UTF-8"?><CISCO_WT_ARTIFACTS
version="1.0"><CISCO_WT_REHOST_ARTIFACT version="1.0"><HEADER><ARTIFACT_TYPE>Rehost
Artifact</ARTIFACT_TYPE><ARTIFACT_VERSION>1.0</ARTIFACT_VERSION><TRANSACTION_ID>00DD93AAAC</TRAN
SACTION_ID><UDI><PID>UBR-
MC3GX60V</PID><SN>CAT1435E0TZ</SN></UDI><SOURCE>Device</SOURCE><CREATE_DATE>2013-07-
04T13:41:34.151Z</CREATE_DATE><CISCO_REHOST_CHANGES><CISCO_REHOST_ADD><CISCO_WT_LICENSE
version="1.0"><FEATURE_NAME>US_License</FEATURE_NAME><FEATURE_VERSION>1.0</FEATURE_VERSION><UDI>
<PID>UBR-MC3GX60V</PID><SN>CAT1435E0TZ</SN></UDI><SOURCE>Cisco HQ</SOURCE><CREATE_DATE>2013-07-
05T00:13:44.000Z</CREATE_DATE><LICENSE_LINE_HASH
```

hashAlgo="SHA1">v/mLxNULGRGMRuR/vu09b2Ird2w=</LICENSE_LINE_HASH><TYPE>EXTENSION</TYPE><EXPIRATION><DAYS>60</DAYS></EXPIRATION><EULA>YES</EULA><COUNT>60</COUNT></CISCO_WT_LICENSE></CISCO_REHOST_ADD><CISCO_REHOST_ADD><CISCO_WT_LICENSE
version="1.0"><FEATURE_NAME>DS_License</FEATURE_NAME><FEATURE_VERSION>1.0</FEATURE_VERSION><UDI><PID>UBR-MC3GX60V</PID><SN>CAT1435E0TZ</SN></UDI><SOURCE>Cisco HQ</SOURCE><CREATE_DATE>2013-07-05T00:13:44.000Z</CREATE_DATE><LICENSE_LINE_HASH
hashAlgo="SHA1">vXiItxKb5jUhxKsJvOsdobszcyg=</LICENSE_LINE_HASH><TYPE>EXTENSION</TYPE><EXPIRATION><DAYS>60</DAYS></EXPIRATION><EULA>YES</EULA><COUNT>72</COUNT></CISCO_WT_LICENSE></CISCO_REHOST_ADD><CISCO_REHOST_REMOVE><CISCO_WT_LICENSE
version="1.0"><FEATURE_NAME>DS_License</FEATURE_NAME><FEATURE_VERSION>1.0</FEATURE_VERSION><UDI><PID>UBR-MC3GX60V</PID><SN>CAT1435E0TZ</SN></UDI><SOURCE>Cisco HQ</SOURCE><CREATE_DATE>2010-11-25T07:51:48.000Z</CREATE_DATE><LICENSE_LINE_HASH
hashAlgo="SHA1">GG9Lxrd1VJd0ihBN8FxbiV+y4f0=</LICENSE_LINE_HASH><TYPE>PERMANENT</TYPE><COUNT>72</COUNT></CISCO_WT_LICENSE></CISCO_REHOST_REMOVE><CISCO_REHOST_REMOVE><CISCO_WT_LICENSE
version="1.0"><FEATURE_NAME>US_License</FEATURE_NAME><FEATURE_VERSION>1.0</FEATURE_VERSION><UDI><PID>UBR-MC3GX60V</PID><SN>CAT1435E0TZ</SN></UDI><SOURCE>Cisco HQ</SOURCE><CREATE_DATE>2010-11-25T07:52:01.000Z</CREATE_DATE><LICENSE_LINE_HASH
hashAlgo="SHA1">djuYPaGEO/YcP/jdZdLBIpERW8=</LICENSE_LINE_HASH><TYPE>PERMANENT</TYPE><COUNT>60</COUNT></CISCO_WT_LICENSE></CISCO_REHOST_REMOVE><CISCO_REHOST_ADD><CISCO_WT_LICENSE
version="1.0"><FEATURE_NAME>US_License</FEATURE_NAME><FEATURE_VERSION>1.0</FEATURE_VERSION><UDI><PID>UBR-MC3GX60V</PID><SN>CAT1435E0TZ</SN></UDI><SOURCE>Cisco HQ</SOURCE><CREATE_DATE>2013-07-05T00:13:44.000Z</CREATE_DATE><LICENSE_LINE_HASH
hashAlgo="SHA1">Z16GLxkzY5soZX+lff80dXud70Q=</LICENSE_LINE_HASH><TYPE>PERMANENT</TYPE><COUNT>58</COUNT></CISCO_WT_LICENSE></CISCO_REHOST_ADD><CISCO_REHOST_ADD><CISCO_WT_LICENSE
version="1.0"><FEATURE_NAME>DS_License</FEATURE_NAME><FEATURE_VERSION>1.0</FEATURE_VERSION><UDI><PID>UBR-MC3GX60V</PID><SN>CAT1435E0TZ</SN></UDI><SOURCE>Cisco HQ</SOURCE><CREATE_DATE>2013-07-05T00:13:44.000Z</CREATE_DATE><LICENSE_LINE_HASH
hashAlgo="SHA1">/6XdchgOaVgYv9HFcdUtsuzqMDY=</LICENSE_LINE_HASH><TYPE>PERMANENT</TYPE><COUNT>70</COUNT></CISCO_WT_LICENSE></CISCO_REHOST_ADD></CISCO_REHOST_CHANGES></HEADER><CONTENT><DECIPHER_INFO
encoding="BASE64">AAEAAGAOAA4AhQEBgABlBmH/Q5r7IwMdRbaS/JAFyDQEKgWqkgLtrFwFdZalclKxv3eZF/WVGvcBUBcWkYMB5ULk/RAA0BkVdecbCoHbpe2LNaTVbI1zBAKW/B6iPNqIwIbGzfUTNsFkV3hKtVPBayWiG4boAAAAAAAAAAAAAAAAAAAA
AAAAAAAAAAAAAAAAAAAA=</DECIPHER_INFO><CORE_DATA><CIPHER_DATA
encoding="BASE64">AAEAAGAPAA8RtAAPABAanu6WfSp4fjmEfsILXTPN3nG/7QCtE2Saa+L9N3qAiqCF5QTlorKYqN8NTk
BZnYdSoDs003+n0Ek9c5kzTzxnbtK2Qw+qtbtAgS4L5ZwgM1WC5v8+muTuyAFefMglgXuG6rsoosn+7vkvaf02Au2I+wLvvg
Tl9BYVMxrZixyk+aZYWL32z6GHF2P013xXLQk+nPovyB9Hy7/o8xBaVDZ+zYb2hUIB8osfvyqyJP0S4u9V4UWr22z2Vx1s
+GBw528i/tf3xB1+c3DtAWQfcAaPk5WPuB+KEYbJvhs/uSXqxWaQpDKxvQow5Im5+js4od5/WhtkOcq+OBLEXDGG7euBR+ra
azeP+7ULUN+zSY5yCNOe0wfJv1c4n/bQaAAX8a38+KzKndJL8cI7LkyUgNxiv1KugcaQYjaDstiWxanQ7ok87eVNMCTsck2Gq
Uxfow4n1KWYDTW6ZOA3LzXwF+9uJZNzSTifbFrwE5r1sylNPGbtLD0AmHpfKPazTuXadjrJoMLNwc+w52TK25dHhrRqWn4Pc
fwj5ceOhovPa6+XtsiTP+x/63xRf+OBi5iihoCBAUm+mhn6xy2uHDIiPKLaeY/no7E6Cyh7QS9gP9wFyGyBYJVq7n7qmGJG
ctdDZkTl9Q34RUDycvvrtrQnyf3nbOL3Nox5PxY7zOmxP2LldJ7A3+EsXFE06aw/c4Y9GgbB1glGfb6IAM9/HZwZh4fYWWvC
LoZDl1lCiBTVWlFwIGX49WTZqp9A//EMyOxcmEbbPEBIyifID19fRvJecVK8q39MsDY+VlR/li12idGFJtiU1hlUQnoPYRIp
fpdSo4P5T+QxT6GIBSstXy55D1WLtEalclw18o9h6XLlnUySTMZBmHMH1MzevOgKRTaxJfMlHbTKiU1lNboVdbUKclc0PPEy
ely9XX19Z0LlTYNazAe4wbnxouDbsQ99WuxYpPr8TcrD+ab8vKX3DUFxu+pyznPVzcymlTlkw2ZtsFzk4VjqU3xHBAzhz2R
bdQckwlnkBB9+9e4eZ6wVOC29pVZBrBA8mh6Bt7H3dwj1LJNMpdegeZTgnr7+dHbATppbVeFfZe06wJ1jmM/EzRs/7/lmA01
uXUd6WUSjsyzUTIEyFtMVwfb1un9uyMzoSzQbCerCz3vHQdi/dy8iQbXwGyJPKhjHhbBjiKN6+p1UXHZRGvr0r09v/kIdTLn
fkBFgXPOoCRIUumbUZ/ULimzibTf0PfqwQ98r42dQwXgN4UPybKoR6/pQcPX287GVsB/5zpIvWR9544B+1Dvo+cCeuVA/60W
J3UFvqoCA9YNM6b+B6A4mZvBT78S+j+r+prNfMBZhyD90yOOpY5JocOEJfkdMSvDT78G+acfeqzRm76Ny4N4YbKVI4kUA06
PS0fqRsvK1hHUAu00yluVnqaD3OX/SH8C97HCN1hmXUydz9ZfabAq49jairvba7fLHyHFY56RaQUhjck08v70CXyy+3zVWF9
Ce6YmAAjeTqVIE4Q6hZqXQbvLOUbl+YHoSVaUIfQ3LaJDi9phIrDlfpL9bYaCDDDCgarbj8Xh/CT+6qit1bXikoVSMlJ/xHD
EP9FFbL9oQQq0U90I4J6Hqcn/f0SD4wjiS86Rz6+EE6kNNG0OFhVxQZQsZfABsHy6PFXF4sH2lr333ILEiAxLypwUiANfkTU
ulf94rpdMKubQbPtjah1BnS1tCka3ANK5XOmDcmJ379K119zHs+s4B+I6/Dbb4kvZKUA++UPyzu/AxhlXOXGodRI419lvjtD
+rr3/kIJo0FkX3blsx5qIdxgNsZmAG3ijUIxcMqMEnsJ7+/1zV7GCGfM9002E9BFqCvLzat0MKRKPu2aWM+LpOXvr9ybWjn0
Y4hIDR/3tnAYFo85ZAHtDOOdyEHMaqx38fZuFHQ0vGKA+XZzhZy2qDG1SsAzN39VlDsDThkbgm5hM9seUHLvWin9QEsFzpe
bI6ENWIEz8vhlYwtfJZ5v/8KeBydSeTvYr9lr0+02zSNfdrMmguldG104ZQ60358AnR7EBtN57WAYCrNjswyFySKSKQtHiZh
KVLXMxiBoXdwJcVquT8sLjk60iRtPtoboTRVHNCDBTardMonhHiy5ZY6DIKhg7DN/1noOAPwNY8K4BZHTPyzb3P9BGg+tAiyt
Tzm0ulz/ktAweled7IU311RvS7wR3Wvxh7WTwiQG8e4fj+FioTz90XBnBabl+7V53KHbcgXRC4w3wJmH804Gwe2UDVuyARFE
6uSbeZvf3FQitViC03h/gnGcvWtV6ghsOzwm7spxz2VNORK1KZRn+FmDPrTPBJeu6YN+VAFXvc27fJ/10phJiRdomUW/VJgG
YGXZxC0wAZOm9Mdht4W/nSsupcZQRoiOB4EPP06jn6jI5iNowSjGDfQ0rIz9wTe06qvI33uunyq/jih8+g7qqwpzXncc70
gQ2hAO2Kynp4GjX5aUALbxs00diMjT2JUAH2aMoi7ZAqE9izk8wyYpEzWdsD1GALfIedJefQvUDFFewZDxEA4+JxhHT0ybuK
j8KCZKMT0jhIOG6UgMuyR0rwlo/YAC3RSjVDCYieW2MpirnFJDS5TbQ6ua8YbVpjdJn+b4wTfsl29fV/mSPj3mZQCSf9k7M+
72Jy2b29Bqz/G0ZJB6+7+hXQRYVzB8Xcis9bnPBWmt3JSKugotK65dqUTVoE9c+kPkmZ/haUkST6FukqiZRE4mJYmgBJJyXM
YcHJkv5HrUaJ8xfE8+gJT40gbhaV2X6W2Yl22vVeV+epGPxU8VzBdQcltDoE6TU5YPqV8Pb7J/7ZKHf+QkcC1q91ZKCV7ob
9H4xvuBKsSGHS0HkI3/gzgrkM8fvaxWDC3RJK7C1iqd84Y17DxToCSmaFWymKaoRvK+iYxs1E6k4FdKrVobLvDiM+jZTcfuW

BD389nBuGmiDfVwIf5/DPuTJpXbPpPrCjCZzWwUJf1K+ZjNjO9HLonYomtP49T45+0uFBfd8w63rgTtx39N3itEJkEievSR
hkyB4ziL/g16oB9ssb/OYEMJoc+BIjuxLExyIon14qN/x1B2Vm7AcfH6uOagaT/qTm+xsEe5OZDivuv4cr2zKdbQUiVXky1k
bfZGJdC0R41kh2eOeWYMKbHI9UipZ3mEgknBm+ZE6AUwYlRbZP3JrxUfNoXI73zIkCVZidzBYPVeKcBhXTRWnbXXqz4kKn0
TOigchAdyhOgfsE1sgWDCtRBreXHP3qT5syFSA7pydhTspK3BLMiWSuRzW9uH0bMJF8LURvnJD4hI1D1hLmFP4TDOv5bo2Mj
CgQmUSKAmfBulXdB/OVawWrmdqXU/W4JIQUt96JNIC14BIZXtM2e8zWaziw4g83F8ND7v3fIFrvaReQL7K7Q+pZn7BbIPNG6
A5pMSJ79zChz+Da8JxZ5hxPhxjzt+SpXZ3Tz0SLP49B6WL6dtiOcbIh854ekEDQRHwtDUMMtayfdIBsureERzmUDLXH73V
/+PIFMEkxwv6dDsr81qbsOyMT47DcCrcJwEvxxWDS2Px3OyuzA79Feps1vmKoudhm8Ik4zXujfbDNdf00uV/P001EQASUiU
Tpllm/1/YQ/3fdOnxtm823/n+FXksa4GX0ji+9qr7GmsEdo/sxPq10p4Ha+epmoYmiTKAJW7i9r+XLMTdpMXKriVgKIx6qydb
C5TgCkomeaAKVULkvHvCF801/NyUdaSVg2cMcm7wWWarOrwHcjF7Wy/KccbXocgirYjgzXlU2REza+RRln+xy802IQDDaNBk
7ED6W1Dy9MKPknJc6vTJ+kf1bap0ag+CmOGdGsgWJVRIMEk7UBJagChpP+eLPTmk6s7du9WLMVegBRMqIttqHhVodZt01J
Q1HGZfDvrGndd0V4kqDB0p28C0Y+Jci/V09waVfWHXsowL0hFXerFRYNNRvToXIdXug3uwKgVsl7QIkDwz3cKDbOCbbzR0V1
/YdewkOBWYbqxZ6d1eGCKmYnXk2KJhkxz1QkkEw5JLvpYIPcR70iLVWr/nEH+CtWCG0fRiWVRPduCXU2Hrmq7hBv2c9+Fi6
V2TmWXHxrMBS3CflzTo06V1bLOpt1G75b76D/ntzaCbco30/UtGkRvOZhj3pwUd/oj4exSQ9SJrpashlYmGL9nAVzOMoI3
p34LoyL3Y165zEEDuGQcsVd0ESxHf+81+7Pws9Y6+p5V70+vi10Jp4ia0BOgtDb2gic/gpxeKqCIyK6qaRwJ6kIJRoFuaoVb
xBiz1U4Xmb818bBm/zQDonWOZFHvjtYukuqKdnbf20o2CY+Sf6HV3IMcrTOMLL9xdeJbHJZHC7Y/PU7w4JOT6boDHFHV5Y
q2je90Dn5HzU/3wrXpvmLwbixVSDhphcdCEvKE8zUZuM0YHnn5uGn0YECiiQX4r2i7dBy7elocqeMFEMQLVoOS0jt0tZgO/
Is/J8hXJv8xkRCszVUYJBTRDb22vmpv5rbR805KQ8sBfxvILHbXQaj8Clu9Th6nRKbcEqGsDR1BQ941m4/aMyZe891tqe11
uuJuIs7qXf00GKTBl+SliWw0kzjI5z8vRobFTNGzifo/7qRCjad2+xf3dyR4zswJ28GZcUee1ni3DWX/devKhPi4F1a+fTv1
EquDrkrYZdtAAxvGBjJqWPZCkK/32X1GT1WcBv9xNqSHY31VME02FFWg1K/519RK5AwB00a0oii7QYXiUQ3S5Znp2YUvRy
e7jGq12zhixzorOD9W1DzGrVLjPfmW1aQ/hhv3SnCLrJ/Z45FLYJzWk61QDGRan21d6MYnUgzw033+Zx4K159WgoGapGEfo
Qn56eolqE5ehaPCCWX09pJt1gTjtRR8e47iEX/fZ7rkyUfWxqBlBYyGP14WTmv1Q7N3VqyT6UIYj2Y028/SCUDKlhhKqP
RiWvJo3Hnb3jIokILNZNefu5tjFpU5quPV6Y2C1e1LfgUoHUIHTW/ap5X1sbu3uL1/QpmmFPmFeJjJ3axOAYVo0s7pRmIWRo9
EvVy7LFEELHnZoSyR2jIV1vx0wCCwB/tLPDDi9twcOERdoMM+WFPCAZZEeBI7LfzZYT6DjCmGbdg2C2wdoVNqENIT2P61nV
zQIJTEJf1KtV7rVWHBaS9CesJxlX1nc1mJU6+lgFm9+a8QhEQvYx/4U4B54EYiXH2P3dxNhQbzemdROIluMj3mF0ZK9zbWn
PTuEN87JTrQ1+UwXHKsA/zPGROGjmcDyqIDeVm76HUDkgM7oQ0c4qD88LNKzc0UbkzBwJwTp9xymawjX9AnUe3hOQR1WVN
Lm9D6p4db5JSasUwBuxbB8obn/YLwB1Fi03bVO/tWSEdy/BWG9w6N2NcX4P+I1mmVk9tOYQv741VbuC9YufbNyOzaFWY6qt
exCODtmNbvUFIpcYznUbAYWeHzUbgwzAb1EtW6LPwKYpElkRsorXWL4p72NDK49w5kfBsYgWRd5C+/iJvzF9nnh5mBd5bg51
ZTDiNB/aLd1M7QnkzAKI+42h1wWqBR/nmTfON9cPQY4U8VepkliI2BHoZMW5IeQaRh1D1n0EpIa7hp/yl0Hln1eRJaBxo2Nz
CY8bQN61KVfXM+3/XC8D/M8bYn4zybUf3NmbQy+ES7p/AwRbwhdEhc3biHpKm0TdAdJalkzaH8rOadqsenLWuWXVnHzIWgWb
uuUca5hTWfeAz0CuJAZDme+ETTSIhYcfBIZcoMuKfrJvqMdRRLId6w/1LYCCuAogxNTXzDYqjd79uJjNnR/n5Mn/D7jOZtWd+
5POtDC7g11qh64zok+hKfropP2fuzU9wUkZqahjMG7/A5/IVGhn7y5k6MLx5IZDYRkxkAzYv0lhoGEOjIpmDowkymZVml2kL
HQOrmmEE+y0TMwu74YyDapxCqguA3MckE6i/PGtpIW9+JhKTW8tgMr7Irv1SsdLIIiO2UVpa0aadEbnAtZP3y2i9YHCTbuJ
8kuBlw8t4mJMYe/ayR8EOw1+90</CIPHER_DATA></CORE_DATA><SIGNATURE_INFO
encoding="BASE64">AAEAAGALAAAsAVAECAQ1AYiZn2o1/b/XEYyF3681aOv/kIQAAAAAAAAAAAAAAAAAE/cnMwLdddnDg807K
ZDqj7n5UvftxqDacwXmHnecgM3yfHlctTmyWC01Cdm9Mtt8g==</SIGNATURE_INFO></CONTENT></CISCO_WT_REHOST_A
RTIFACT></CISCO_WT_ARTIFACTS> ubr10012-1#

Step 4.1: Enter rehost information

Product Type: "Safenet"

UDI Product ID: <Target PID>

UDI Serial Number: <Target SN>

In the "Rehost Ticket" field enter the text extracted from the Rehost Ticket as above.

Then click "Next"

Complete Secure Rehost/Transfer



1. Enter Rehost Ticket/Key | 2. Review

Select the Product Type: Safenet

Enter a Rehost Ticket required to generate the license for the new device.

* UDI Product ID:

* UDI Serial Number:

* Rehost Ticket:

```
<?xml version="1.0" encoding="UTF-8"?><CISCO_WT_ARTIFACTS version="1.0"><CISCO_WT_REHOST_ARTIFACT version="1.0"><HEADER><ARTIFACT_TYPE>Device Credentials</ARTIFACT_TYPE><ARTIFACT_VERSION>1.0</ARTIFACT_VERSION><TRANSACTION_ID>T and I trans id</TRANSACTION_ID><UDI>
```

Cancel

Next

Step 4.2: Generate license file for target LC

Click "Get License". You will receive a license file by email.

Upload Rehost Ticket to Finish Rehost

Use this page to complete the final step of the secure license transfer process. [How do I ...](#)



✓ 1. Enter Rehost Ticket/Key | **2. Review**

	Serial Number	Product ID
1 Source	CAT1435E0TZ	UBR-MC3GX60V
Target	CAT1616E015	UBR-MC3GX60V

SKU	Quantity	More Information	Feature
1.1 SWLIC-MC3GX60V-DS	2	1 DS license: Must configure with UBR-MC3GX60V only	DS_License
1.2 SWLIC-MC3GX60V-US	2	1 US license: Must configure with UBR-MC3GX60V only	US_License

Your License Key will be emailed within the hour to these email addresses and connected with the specified end user.

*Send To:

*End User:

*License Agreement: I agree with the Terms of the License [View License Agreement...](#)

Back

Get License

Cancel

Step 5: Install new license on target LC.

Step 5.1: copy license file to CMTS

Copy the license file from your email to a TFTP server accessible from the uBR10K.

Copy the license file to uBR10K from the TFTP server.

```
ubr10012-1#copy tftp://10.66.94.155/ CAT1616E015_20130704172627009.lic disk0:
```

```
Destination filename [CAT1616E015_20130704172627009.lic]?
```

```
Accessing tftp://10.66.94.155/CAT1616E015_20130704172627009.lic...
```

```
Loading CAT1616E015_20130704172627009.lic from 10.66.94.155 (via GigabitEthernet1/1/0): !
```

```
[OK - 2237 bytes]
```

```
2237 bytes copied in 0.556 secs (4023 bytes/sec)
```

```
ubr10012-1#
```

Step 5.2: Check the current license status before installing the new license on target LC

Check current license status on subslot 8/0 before applying the new license file:

```
ubr10012-1#show license detail subslot 8/0
```

```
Index: 1      Feature: DS_License                          Version: 1.0
```

```
License Type: Permanent
```

```
License State: Active, In Use License Count: 60/60/0 (Active/In-use/Violation) License  
Priority: Medium Store Index: 0 Store Name: Primary License Storage Index: 2 Feature: DS_License  
Version: 1.0 License Type: Evaluation License State: Inactive Evaluation total period: 8 weeks 4  
days Evaluation period left: 8 weeks 4 days License Count: 72/0/0 (Active/In-use/Violation)  
License Priority: None Store Index: 1 Store Name: Evaluation License Storage Index: 3 Feature:
```

US_License Version: 1.0 License Type: Permanent License State: Active, In Use License Count: 16/16/0 (Active/In-use/Violation) License Priority: Medium Store Index: 1 Store Name: Primary License Storage Index: 4 Feature: US_License Version: 1.0 License Type: Evaluation License State: Inactive Evaluation total period: 8 weeks 4 days Evaluation period left: 8 weeks 4 days License Count: 60/0/0 (Active/In-use/Violation) License Priority: None Store Index: Name: Evaluation License Storage ubr10012-1#

Step 5.3: Install new license on target LC

Install the new license:

```
ubr10012-1#license install disk0:CAT1616E015_20130704172627009.lic
```

```
Installing licenses from "disk0:CAT1616E015_20130704172627009.lic"
```

```
Installing...Feature:US_License...Successful:Supported
```

```
Installing...Feature:DS_License...Successful:Supported
```

```
2/2 licenses were successfully installed 0/2 licenses were existing licenses 0/2 licenses were failed to install
```

Step 5.4: Check the license status after installation

Run the **show license detail** command for 8/0 after installing the rehosted 2x2 license. The count changes to 62/18:

```
ubr10012-1# show license detail subplot 8/0
```

```
Index: 1 Feature: DS_License Version: 1.0
```

```
License Type: Permanent
```

```
License State: Active, In Use License Count: 62/62/0 (Active/In-use/Violation) License Priority: Medium Store Index: 3 Store Name: Primary License Storage Index: 2 Feature: DS_License Version: 1.0 License Type: Permanent License State: Inactive License Count: 60/0/0 (Active/In-use/Violation) License Priority: Medium Store Index: 0 Store Name: Primary License Storage Index: 3 Feature: DS_License Version: 1.0 License Type: Evaluation License State: Inactive Evaluation total period: 8 weeks 4 days Evaluation period left: 8 weeks 4 days License Count: 72/0/0 (Active/In-use/Violation) License Priority: None Store Index: 1 Store Name: Evaluation License Storage Index: 4 Feature: US_License Version: 1.0 License Type: Permanent License State: Active, In Use License Count: 18/18/0 (Active/In-use/Violation) License Priority: Medium Store Index: 2 Store Name: Primary License Storage Index: 5 Feature: US_License Version: 1.0 License Type: Permanent License State: Inactive License Count: 16/0/0 (Active/In-use/Violation) License Priority: Medium Store Index: 1 Store Name: Primary License Storage Index: 6 Feature: US_License Version: 1.0 License Type: Evaluation License State: Inactive Evaluation total period: 8 weeks 4 days Evaluation period left: 8 weeks 4 days License Count: 60/0/0 (Active/In-use/Violation) License Priority: None Store Index: 0 Store Name: Evaluation License Storage ubr10012-1#
```