

## Cisco VG450 Analog Voice Gateway

The Cisco<sup>®</sup> VG450 High-Density Analog Voice Gateway enables an IP telephony solution to continue using traditional analog devices while taking advantage of the productivity afforded by IP infrastructure (Figure 1).

The Cisco Unified Communications portfolio of voice and IP communications products and applications enables organizations to communicate more effectively - helping them to streamline business processes, reach the right resource the first time, and improve revenue sales and profitability. The Cisco Unified Communications portfolio is a critical part of the Cisco Business Communications Solution - an integrated solution for organizations of all sizes that also includes network infrastructure, security, and network management products, wireless connectivity, and a lifecycle services approach, along with flexible deployment and outsourced management options, end-user and partner financing packages, and third-party communications applications.

**Figure 1.** Cisco VG450 High-Density Analog Gateway



The Cisco VG450 High-Density Analog Gateway is a Cisco IOS-XE<sup>®</sup> Software-based analog phone gateway. It connects analog phones, fax machines, modems, and speakerphones to an enterprise voice system based on Cisco Unified Communications Manager (UCM). The tight integration with the IP-based phone system is advantageous for increased manageability, scalability, and cost-effectiveness. Businesses can also use the Cisco VG450 with Cisco Unified Communications Manager Express to effectively augment an Integrated Services Router (ISR) environment. Either topology environment will support business needs for high concentration of analog voice ports for modem calls, fax calls, and analog supplementary services (Figure 2).

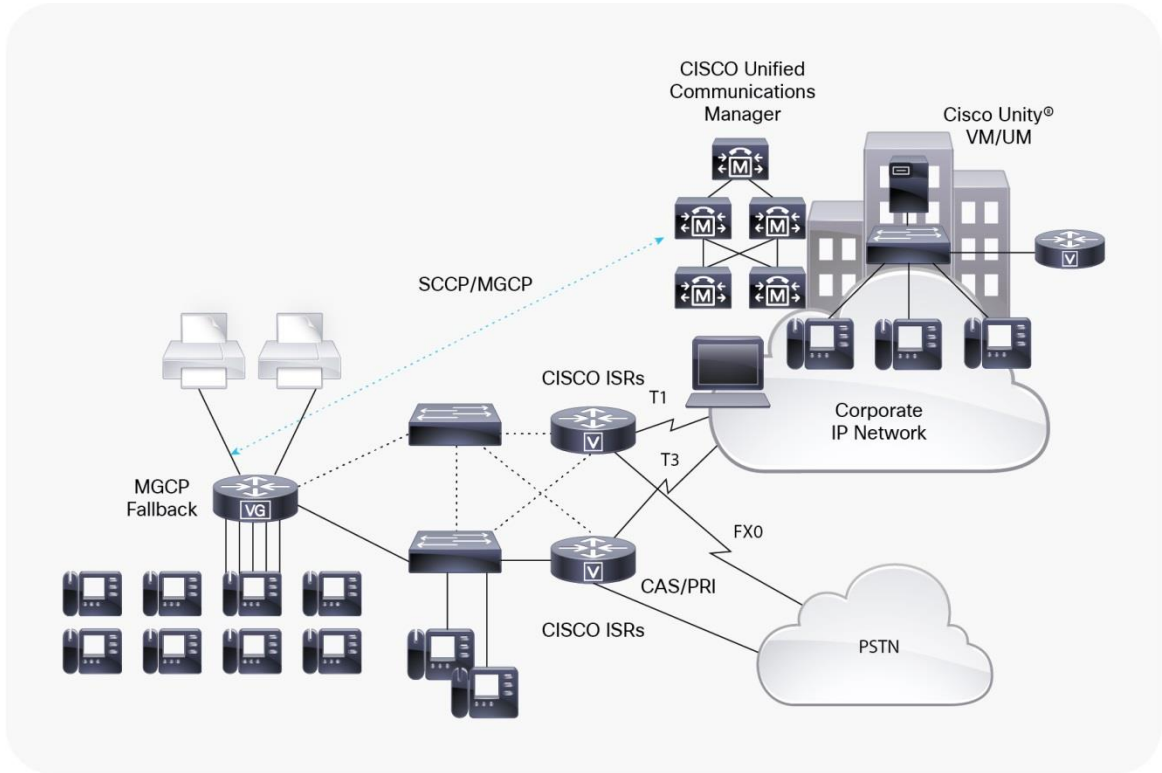
The Cisco VG450 offers Cisco IOS-XE Software manageability on analog phone lines to enable them to be used as extensions to the Cisco Unified Communications Manager or Cisco Unified Communications Manager Express system. The Cisco VG450 is offered in a 19-inch rack-mount chassis form.

---

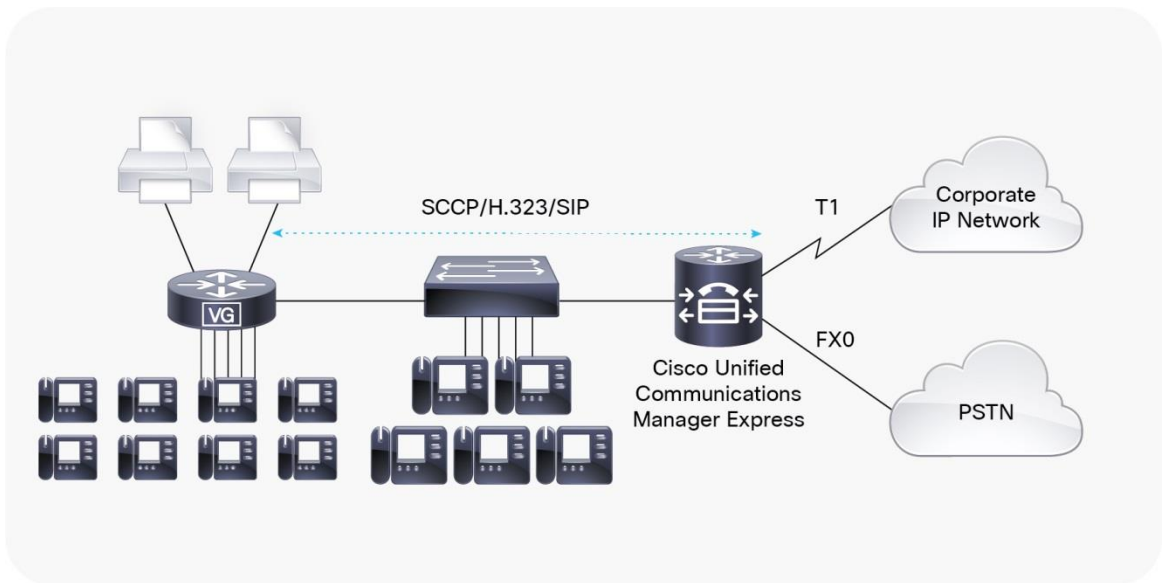
## Features and benefits

- Cisco IOS-XE Software-based hardware: The hardware includes uniform Cisco Command-Line Interface (CLI) and Simple Network Management Protocol Version 3 (SNMPv3) support for ease of gateway configuration and operation.
- Robust voice quality: Cisco experience in providing toll-quality packet-voice service helps ensure that the Cisco VG450 provides the clear, robust voice quality end users have come to expect from telephony services.
- Investment protection: Customers can continue to use existing analog phones, fax machines, and modems while taking advantage of IP telephony. Basic analog phone connectivity is needed when the infrastructure (wiring) or application does not support or require IP phones. The Cisco VG450 is the ideal platform to support centralized and highly concentrated analog phone line deployments, allowing organizations to deploy IP telephony without having to purchase IP phones for all users and to continue using existing devices. The Cisco VG450 can also be used in a Cisco Unified Communications Manager Express environment and migrated to Cisco Unified Communications Manager deployment with 100-percent investment protection.
- High availability: The Cisco VG450 has four Gigabit Ethernet ports to enable link redundancy configurations toward the LAN. Customers will experience less voice downtime due to WAN link failure.
- Cisco VG450 powered by high-performance multicore processors: In this platform, power redundancy will be available by installing an optional integrated Cisco Redundant Power System (RPS), thereby decreasing network downtime and protecting the network from power-supply failures. DC PSU will be available by 1H2019.
- Reduced barrier to entry: The Cisco VG450 provides a low-cost alternative for low-end analog phones and allows organizations to take advantage of IP telephony with a lower overall IP telephony investment.

**Figure 2.** Cisco VG Integration with Cisco Unified Communications Manager



**Figure 3.** Cisco VG Integration with Cisco Unified Communications Manager Express



## Analog phone connectivity

The Cisco VG450 is ideal for analog phone deployments ranging from centralized to sparsely concentrated or distributed topologies. It provides a high level of availability at locations with Media Gateway Control Protocol (MGCP) Fallback, with ease of manageability using Cisco IOS-XE Software monitoring features. It offers many supplementary analog calling features depending on the call control and signaling type used. Refer to Table 1 for the supplementary analog calling features available.

**Table 1.** Analog supplementary features available on Analog voice gateways

	Skiny Client Control Protocol (SCCP) Features with Cisco Unified Communications Manager	SCCP Features with Cisco Unified Communications Manager Express	Session Initiation Protocol (SIP) Features with Cisco Unified Communications Manager
Basic call	X	X	X
Call forward all	X	X	
Call forward busy	X	X	
Call forward cancel	X	X	
Call forward no answer	X	X	
Call hold or resume	X	X	X
Call pickup group	X	X	
Call pickup local	X	X	
Call transfer blind	X	X	
Call transfer consultative	X	X	X
Call waiting	X	X	X
Caller ID	X	X	X
Caller ID on call waiting	X	X	X
Malicious caller ID	X		
Conference call	Up to 3 parties	Up to 3 parties	Up to 3 parties
Impromptu conference call	Up to 3 parties	Up to 3 parties	
Meet-me conference call	X	X	
Directed call park		X	
Directed call pickup		X	
Directed call pickup of ringing extension		X	
Redial	X	X	
Speed dial	X	X	
Call toggle	X	X	X
Music on Hold (MoH)	X		
Shared-line support*	X		
Shared line - privacy	X		
Precedence and preemption	X		
Call back on busy	X		
DC voltage visible message waiting indication (VMWI)	X		

\*Simultaneous ringing, hold, and resume across analog and IP phone

---

The Cisco VG450 supports Feature Access Codes (FAC) in conjunction with Cisco Unified Communications Manager and Cisco Unified Communications Manager Express. Refer to Cisco Unified Communications Manager and Cisco Unified Communications Manager Express documentation for details.

### Fax and modem connectivity

The Cisco VG450 supports fax machines and modems. When using fax machines, VG450 supports T.38 fax relay and fax pass-through. T.38 Fax Relay technologies allow transfer of faxes across the network with high reliability using less bandwidth than a voice call. All modems can be connected to the Cisco VG450 and will be transferred over the network using modem pass-through.

### Protocols supported

- SCCP
- H.323v4
- MGCP
- SIP
- Real-Time Transport Protocol (RTP)
- Secure Real-Time Transport Protocol (SRTP)
- Trivial File Transfer Protocol (TFTP)
- HTTP server
- SNMP
- Telnet
- Dynamic Host Configuration Protocol (DHCP)
- Domain Name System (DNS)
- Call survivability - MGCP failover to an H.323 connection to the SRST router
- T.38 Fax Relay, and modem pass-through
- Support G.711, and G.729a
- RADIUS and TACACS+ for Telnet and authorization

### Support for high density analog voice modules on VG450

VG450 leverage new generation of high density analog voice modules to provide modular solution with flexibility to configure FXS and FXO port density.

**Figure 4.** High density analog voice modules for VG450



Cisco High-Density Analog Voice and Fax Service Modules are available in either a single-wide or double-wide form factor, as depicted in Table 1.

**Table 2.** Form factors

Model	Picture
<b>SM-X-8FXS/12FXO</b> <ul style="list-style-type: none"> <li>Single-wide service module</li> </ul>	
<b>SM-X-16FXS/2FXO</b> <ul style="list-style-type: none"> <li>Single-wide service module</li> </ul>	
<b>SM-X-24FXS/4FXO</b> <ul style="list-style-type: none"> <li>Single-wide service module</li> </ul>	
<b>SM-X-72FXS</b> <ul style="list-style-type: none"> <li>Double-wide service module</li> </ul>	

The new generation of Cisco High-Density Analog Voice and Fax Service Modules improves upon the previous high-density analog and digital extension modules (EVMs). These improvements are highlighted below:

- On-board Digital Signal Processor (DSP):** The FXO and FXS service modules contain an onboard DSP and don't require the router to have a dedicated Packet Voice DSP Module (PVDM) on the motherboard. The DSP on the voice module is necessary for the voice features. It also provides for echo cancellation of up to 128-ms echo-tail length for demanding network conditions.

- **FXS-E (extended loops) support:** FXS ports on the new modules support FXS-E with the following details:
  - Higher loop current (35 mA) to accommodate specialty phones
  - Longer loop length for loops with 26 AWG wire, up to 11,000 feet (3400 meters)
  - Higher ringing voltage (65 Vrms, no load)
  - The SM-X-72FXS module supports two FXS-E modes:
    - Mode 1 (default): First 16 ports are FXS-E enabled, with the remaining 56 ports as regular FXS.
    - Mode 2: First 56 ports are FXS-E enabled, with the remaining 16 ports disabled.

**Note:** Switching between the modes requires reload of the ISR chassis.

Table 2 summarizes the supported FXO failover bypass feature in each service module.

- **FXO failover bypass ports:** A failover bypass port, also called a failover trunk bypass, provides a way to use designated analog phone ports to make phone calls through the PSTN during a power outage.

**Table 3.** Feature and port comparison

Part number	Number of FXS ports	Number of FXO ports	FXO failover bypass ports	FXS-E enabled ports
SM-X-8FXS/12FXO	8	12	8	8
SM-X-16FXS/2FXO	16	2	2	16
SM-X-24FXS/4FXO	24	4	4	16
SM-X-72FXS	72	–	–	Mode 1: 16 (FXS-E)/ 56 (FXS) Mode 2: 56 (FXS-E)/16 (disabled)

## Analog and digital voice NIM (Network Interface Module) support on VG450

VG450 allows to mix and match the high density analog voice modules (Single wide and double wide module slots) along with FXS/FXO Network Interface Modules (NIM) on the chassis to obtain optimal density for FXS and FXO ports in a single chassis.

Following are valid hardware combination options for high density analog voice modules in service module slot for VG450 bundles.

### VG450-144FXS/K9

- Two SM-X-72FXS modules on VG450 for 144FXS Ports (top and bottom DW slots).

### VG450-72FXS/K

- One SM-X-72FXS module (bottom DW slot) with at least one single-wide high density analog voice module in top slot (mandatory). Max two single-wide high density analog voice service module in top slot.
- Only double wide high density module (SM-X-72FXS) supported in bottom slot.

### VG450/K9

- Chassis only without any modules or NIMs.



**Figure 5.** Cisco FXO, FXS, and Combo 2FXS/4FXO NIMs Compatible with VG450



Following Analog Voice NIM modules are supported in the NIM slot for VG450

**Table 4.** Analog Voice NIM module support on VG450

Part Number	Number of Ports	Product Description
<b>NIM-2FXO</b>	2	2-port Network Interface Module - FXO (Universal)
<b>NIM-4FXO</b>	4	4-port Network Interface Module - FXO (Universal)
<b>NIM-2FXSP</b>	2	2-Port Network Interface Module - FXS, FXS-E and DID
<b>NIM-4FXSP</b>	4	4-Port Network Interface Module - FXS, FXS-E and DID
<b>NIM-2FXS/4FXOP</b>	6	2-Port FXS/FXS-E/DID and 4-Port FXO Network Interface Module
<b>NIM-4E/M</b>	4	4-Port E/M Network Interface Module
<b>NIM-2BRI-NT/TE</b>	2	2-Port BRI Network Interface Module
<b>NIM-4BRI-NT/TE</b>	4	4-Port BRI Network Interface Module

Additionally, VG450 support T1/E1 Voice Network Interface Modules in NIM slots for VG450.

The T1/E1 modules contain an onboard Cisco Packet Voice Digital Signal Processor Module 4 (PVDM4) slot, which requires a fourth-generation PVDM4 module. A PVDM4 on the T1/E1 module is necessary for the voice features.

The PVDM4 also provides for echo cancellation of up to 128-ms echo-tail length for demanding network conditions.

**Figure 6.** Cisco T1/E1 NIMs Compatible with VG450



**Table 5.** Digital Voice NIM module support on VG450

Part Number	Number of Ports	Product Description
<b>NIM-1MFT-T1/E1</b>	1	1 port Multi-flex Trunk Voice/Clear-channel Data T1/E1 Module
<b>NIM-2MFT-T1/E1</b>	2	2 port Multi-flex Trunk Voice/Clear-channel Data T1/E1 Module
<b>NIM-4MFT-T1/E1</b>	4	4 port Multi-flex Trunk Voice/Clear-channel Data T1/E1 Module
<b>NIM-8MFT-T1/E1</b>	8	8 port Multi-flex Trunk Voice/Clear-channel Data T1/E1 Module



- SM-X-NIM-ADPTR is not supported on SM slots for VG450
- There are no PVDM slots on VG450 motherboard.

## Software compatibility

VG450 does not natively support CUBE (Cisco unified border element), CUCME (Cisco unified call manager express) or SRST (Survivable remote site telephony). Additionally VG450 does not support DSP farm capability. These functions are only available in ISR4000.

**Table 6.** Software compatibility

Product category	Compatible versions
<b>Cisco IOS XE compatibility (4000 Series ISRs)</b>	16.9.2 IOS-XE or later
<b>Cisco Unified Communications Manager</b>	10.5.2 (SU8), 11.5.1SU6 or higher, 12.0.1SU2 or higher
<b>Cisco Unified Communications Manager Express</b>	All version of CUCME compatible with IOS-XE 16.12.1 or higher
<b>Third-party call control</b>	IP-based trunk: SIP and H.323

## High density analog voice service module technical specifications

**Table 7.** Technical specifications for the FXS and FXO service modules for VG450

Feature	SM-X-8FXS/12FXO	SM-X-16FXS/2FXO	SM-X-24FXS/4FXO	SM-X-72FXS
<b>Tip and ring interfaces for each FXS port (SLIC)</b>				
<b>Interface</b>	FXS/FXO (RJ-21) RJ-21 ports 0 to 7: FXS RJ-21 ports 8 to 19: FXO	FXS/FXO (RJ-21) RJ-21 ports 0 to 15: FXS RJ-21 ports 16 and 17: FXO	FXS (RJ-21), FXO (RJ-11) RJ-21 ports 0 to 23: FXS RJ-11 ports 24 to 27: FXO	FXS (RJ-21)
<b>Address signaling formats</b>	In-band DTMF Out-of-band pulse (8 to 12 pps)	In-band DTMF Out-of-band pulse (8 to 12 pps)	In-band DTMF Out-of-band pulse (8- to 2 pps)	In-band DTMF Out-of-band pulse (8 to 12 pps)
<b>FXS signaling formats</b>	FXS loop-start, ground-start, and DID signaling	FXS loop-start, ground-start, and DID signaling	FXS loop-start, ground-start, and DID signaling	FXS loop-start, ground-start, and DID signaling
<b>FXS loop resistance</b>	<ul style="list-style-type: none"> <li>• Up to 600 ohms (including phone or terminal equipment) for short-loop-length port</li> <li>• Up to 1400 ohms (including phone and terminal equipment) for long-loop-length port</li> </ul>			
<b>DID loop resistance</b>	<ul style="list-style-type: none"> <li>• Up to 1800 ohms (including terminal equipment)</li> </ul>			
<b>On-hook voltage</b>	<ul style="list-style-type: none"> <li>• -44V</li> </ul>			
<b>Off-hook loop current</b>	<ul style="list-style-type: none"> <li>• 25 mA (maximum) for short-loop-length port</li> <li>• 35 mA (maximum) for long-loop-length port</li> </ul>			
<b>Ring tone</b>	<ul style="list-style-type: none"> <li>• Configurable for different country requirements</li> </ul>			
<b>Ring voltage</b>	<ul style="list-style-type: none"> <li>• 54 Vrms into 5 ringer equivalence numbers (RENs) at zero-loop-length port (balanced) (short-loop-length port)</li> <li>• 65 Vrms into 2 RENs at zero-loop-length port (balanced) (long-loop-length port)</li> </ul>			
<b>Ring frequency</b>	<ul style="list-style-type: none"> <li>• 20, 25, 30, and 50 Hz</li> </ul>			
<b>REN loading</b>	<ul style="list-style-type: none"> <li>• 5 RENs per port (short-loop-length port)</li> <li>• 2 RENs per port (long-loop-length port)</li> <li>• For each SM-X-72FXS, Max 40 total REN load in Mode 1 and X total REN load in Mode 2</li> </ul>			
<b>RJ-11 FXS port terminating impedance option</b>	<ul style="list-style-type: none"> <li>• 600c, 600r, 900c, 900r, complex1, complex2, complex3, complex4, complex5, and complex6</li> </ul>			
<b>Disconnect supervision</b>	<ul style="list-style-type: none"> <li>• Power denial (calling party control and far-end disconnect)</li> </ul>			
<b>Caller ID</b>	<ul style="list-style-type: none"> <li>• On-hook transmission of frequency-shift-keying (FSK) data</li> <li>• Support for DTMF caller ID</li> </ul>			

Feature	SM-X-8FXS/12FXO	SM-X-16FXS/2FXO	SM-X-24FXS/4FXO	SM-X-72FXS
<b>FXS loop length</b>	<ul style="list-style-type: none"> <li>Short-loop-length port: 3000 ft (900 m) with 26 AWG, 5500 ft (1700 m) with 24 AWG</li> <li>Long-loop-length port: 11,000 ft (3400 m) with 26 AWG, 18,000 ft (5500 m) with 24 AWG</li> </ul>			
<b>Ring Waveform</b>	<ul style="list-style-type: none"> <li>Sine wave if no DC offset</li> </ul>			
<b>VMWI</b>	<ul style="list-style-type: none"> <li>FXS ports on HWIC slot supports FSK VMWI only</li> <li>FXS ports on SM-X-FXS modules support both FSK and DC voltage VMWI. Default to FSK. (DC voltage VMWI is only supported with STCAPP protocol)</li> </ul>			
<b>Cables</b>	<ul style="list-style-type: none"> <li>Category 3 and Category 5</li> </ul>			
<b>Environment</b>				
<b>Operating temperature</b>	<ul style="list-style-type: none"> <li>32° to 104°F (0° to 40°C)</li> </ul>			
<b>Non-operating temperature</b>	<ul style="list-style-type: none"> <li>-40° to 158°F (-40° to 70°C)</li> </ul>			
<b>Voltage</b>	12V from backplane	12V from backplane	12V from backplane	12V from backplane
<b>Current</b>	4.46A on 12V	5.86A on 12V	6.61A on 12V	10.68A on 12V
<b>Power</b>	53.55W	70.32W	79.37W	128.16W
<b>Weight</b>	1.90 lb (0.86 kg)	1.98 lb (0.90 kg)	2.12 lb (0.96 kg)	4.94 lb (2.24 kg)
<b>Dimensions (H x W x D)</b>	1.58 x 7.44 x 7.6 in 4.02 x 18.90 x 19.30 cm	1.58 x 7.44 x 7.6 in 4.02 x 18.90 x 19.30 cm	1.58 x 7.44 x 7.6 in 4.02 x 18.90 x 19.30 cm	1.58 x 15.57 x 7.57 in 4.02 x 39.55 x 19.23 cm

**Table 8.** Regulatory standards compliance: Safety and EMC

Specification	Description
<b>Safety</b>	<ul style="list-style-type: none"> <li>UL 60950-1</li> <li>CAN/CSA C22.2 No. 60950-1</li> <li>EN 60950-1</li> <li>AS/NZS 60950-1</li> <li>IEC 60950-1</li> </ul>
<b>Telecom</b>	<ul style="list-style-type: none"> <li>TIA/EIA/IS-968</li> <li>CS-03</li> <li>TBR21 (FXO)</li> <li>ES 201 970 (FXS)</li> <li>S002, S003</li> <li>Homologation requirements vary by country and interface type. For specific country information, refer to the online approvals data base at: <a href="https://www.cisconfax.com/">https://www.cisconfax.com/</a>.</li> </ul>
<b>EMC</b>	<ul style="list-style-type: none"> <li>47 CFR, Part 15</li> <li>CES-003 Issue 4</li> <li>EN55022 Class A/B</li> <li>CISPR22 Class A/B</li> <li>AS/NZS 3548 Class A</li> <li>VCCI V-3</li> <li>CNS 13438</li> <li>EN 300-386</li> </ul>
<b>Immunity</b>	<ul style="list-style-type: none"> <li>EN 55024, CISPR 24</li> <li>EN50082-1</li> <li>EN 61000-6-1</li> <li>EN300-386</li> </ul>

## VG450 technical specifications

Table 9 gives the Cisco VG450 technical specifications.

**Table 9.** Cisco VG450 technical Specifications

Category	
<b>System</b>	VG450
<b>Processor</b>	High-performance multicore processors
<b>Memory DRAM (default) / (max)</b>	8GB / 32GB – DDR4 SDRAM
<b>Compact Flash (default) / (max)</b>	8GB / 32GB
<b>External USB 2.0 slots (type A)</b>	2
<b>Ethernet</b>	Up to four 10/100/1000 Ethernet LAN ports All four 10/100/1000 Ethernet LAN ports can support Small Form-Factor Pluggable (SFP)-based connectivity in lieu of RJ-45 ports, enabling fiber connectivity
<b>Console/auxiliary (max)</b>	A new, innovative, mini-B USB console port supports management connectivity when traditional serial ports are not available Traditional console and auxiliary ports are also available
Power	
<b>AC Input Voltage</b>	100 to 240 VAC auto ranging
<b>AC Input Current (max)</b>	7.1 to 3.0Amp
<b>AC input Frequency</b>	47 to 63 Hz
<b>AC input surge current</b>	60 A peak and less than 5 Arms per half cycle
<b>Maximum power with AC power supply (watts)</b>	1000W (no PoE)
<b>Power Dissipation</b>	230Watts (maximum consumption)
<b>Redundant Power Supply</b>	Optional integrated Redundant Power Supply (RPS). DC RPS is on roadmap
Physical	
<b>Width</b>	17.25 inches (438.15 mm)
<b>Height</b>	5.22 x (132.6 mm)
<b>Depth</b>	18.8 inches (477.65 mm)
<b>Weight (max)</b>	40.4 lbs. (18.3 Kg)
<b>Mounting</b>	3 RU, 19 in. EIA/23 in
Environment	
<b>Operating Temperature</b>	32 to 104°F (0 to 40°C)
<b>Non-operating Temperature</b>	-40 to 158°F (-40 to 70°C)
<b>Operating Humidity</b>	5 to 85%
<b>Noise Level (max)</b>	Sound Pressure: 54.3 dB typical, 68.9 dB maximum – Sound Power: 66.3 dB typical, 81.0 dB maximum
<b>On-Premise or Off-Premise</b>	On premise only, restricted access area, permanent ground required, to be installed and serviced only by trained professionals

## Homologation

High-Density Analog Voice and Fax Service Modules in VG450 are approved for the countries listed in Table 8 for off-premises (FXO) and on-premises (FXS) connections. Approval for other countries is in progress. Refer to the Cisco Telecom Approvals Website for approval progress for other countries:

[https://tools.cisco.com/cse/prdapp/jsp/externalsearch.do?action=externalsearch&page=EXTERNAL\\_SEARCH](https://tools.cisco.com/cse/prdapp/jsp/externalsearch.do?action=externalsearch&page=EXTERNAL_SEARCH).

**Table 10.** Telecom approvals

SM-X-8FXS/12FXO	SM-X-16FXS/2FXO	SM-X-24FXS/4FXO	SM-X-72FXS
United States	United States	United States	United States
Canada	Canada	Canada	Canada
CE countries <sup>1</sup>	Canada	Canada	Canada
Australia	Australia	Australia	Australia
Japan	Japan	Japan	Japan

The CE mark is recognized in the following countries: Austria, Belgium, Cyprus, Czech Republic, Denmark, Estonia, Finland, France, Germany, Gibraltar, Greece, Hungary, Iceland, Ireland, Italy, Latvia, Liechtenstein, Lithuania, Luxemburg, Malta, Monaco, Netherlands, Norway, Poland, Portugal, Slovakia, Slovenia, Spain, Sweden, Switzerland, and United Kingdom.

## Ordering information

To order this product, use the information provided in Table 11.

**Table 11.** Ordering information

Product Number	Product Description
<b>VG450/K9</b>	Cisco VG450 High Density Voice over IP Analog Gateway
<b>VG450-144FXS/K9</b>	Cisco VG450 144 FXS Bundle. Leveraging two SM-X-72FXS
<b>VG450-72FXS/K9</b>	Cisco VG450 72 FXS with option to use two single wide analog voice and fax service module
<b>SM-X-8FXS/12FXO</b>	Single-Wide High Density Analog Voice Service Module with 8 FXS and 12 FXO
<b>SM-X-16FXS/2FXO</b>	Single-Wide High Density Analog Voice Service Module with 16 FXS and 2 FXO
<b>SM-X-24FXS/4FXO</b>	Single-Wide High Density Analog Voice Service Module with 24 FXS and 4 FXO
<b>SM-X-72FXS</b>	Double-Wide High Density Analog Voice Service Module with 72 FXS

## Services and support

Using the Cisco Lifecycle Services approach, Cisco and our partners offer a broad portfolio of end-to-end services. These services are based on proven methodologies for deploying, operating, and optimizing IP Communications solutions. Initial planning and design services, for example, can help you meet aggressive deployment schedules and minimize network disruption during implementation. Operate services reduce the risk of communications downtime with expert technical support. Optimize services enhance solution performance for operational excellence. Cisco and our partners offer a system-level service and support approach that can help you create and maintain a resilient, converged network that meets your business needs.

---

## Cisco Capital

### Flexible payment solutions to help you achieve your objectives

Cisco Capital makes it easier to get the right technology to achieve your objectives, enable business transformation and help you stay competitive. We can help you reduce the total cost of ownership, conserve capital, and accelerate growth. In more than 100 countries, our flexible payment solutions can help you acquire hardware, software, services and complementary third-party equipment in easy, predictable payments. [Learn more.](#)




---

**Americas Headquarters**  
Cisco Systems, Inc.  
San Jose, CA

**Asia Pacific Headquarters**  
Cisco Systems (USA) Pte. Ltd.  
Singapore

**Europe Headquarters**  
Cisco Systems International BV Amsterdam,  
The Netherlands

Cisco has more than 200 offices worldwide. Addresses, phone numbers, and fax numbers are listed on the Cisco Website at <https://www.cisco.com/go/offices>.

 Cisco and the Cisco logo are trademarks or registered trademarks of Cisco and/or its affiliates in the U.S. and other countries. To view a list of Cisco trademarks, go to this URL: <https://www.cisco.com/go/trademarks>. Third-party trademarks mentioned are the property of their respective owners. The use of the word partner does not imply a partnership relationship between Cisco and any other company. (1110R)