

# Cisco IP Conference Phone 8832

## Introduction

This deployment guide outlines the best practices for using a conference room environment with the Cisco® IP Conference Phone 8832.

This guide is intended primarily for site planning of the Cisco IP Conference Phone 8832. Installers, network administrators, and facility maintenance personnel may also find this document useful.

## Obtaining documentation and support, and developing security guidelines

For information about obtaining documentation, submitting a service request, and gathering additional information, please refer to the monthly “What’s New in Cisco Product Documentation” publication, which also lists all new and revised Cisco technical documentation, at: <https://www.cisco.com/en/US/docs/general/whatsnew/whatsnew.html>.

## Related documentation

For a complete list of documents for the Cisco IP Conference Phone 8832, please visit the Cisco support site located at: <https://www.cisco.com/cisco/web/support/index.html>.

## Overview of Cisco IP Conference Phone 8832

The Cisco IP Conference Phone 8832 enhances people-centric collaboration by delivering easy-to-use audio conferencing with astounding voice quality and clarity. Newly developed microphones and loudspeakers provide the richest sound of any conference phone on the market. Our unique acoustic design includes a “studio-monitor” full-range speaker. This loudspeaker architecture provides a dynamic, detailed sound with low distortion and low-frequency clarity, making conferencing an in-person experience with exceptionally clear and natural audio quality. (Figure 1).

**Figure 1.** Cisco IP Conference Phone 8832 and extension microphones



The Cisco IP Conference Phone 8832 is a simple, flexible, scalable solution that meets the challenges of most types of rooms. It provides flexible deployment expansion by using an optional extension microphone kit (wired or wireless) and an optional daisy chain kit. The wireless extension microphone kit uses Digital Enhanced Cordless Telecommunications (DECT) technology.

Depending on your region/country, different versions of the 8832 base unit are available (for compliance with country-specific wireless spectrums).

**Table 1.** 8832 base product IDs and corresponding regions/countries

SKU	Region/country
CP-8832-K9 CP-8832-W-K9	North America (US, Canada) and Mexico
CP-8832-EU-K9 CP-8832-EU-W-K9	Europe, APAC, Australia, New Zealand, South Africa
CP-8832-LA-K9 CP-8832-LA-W-K9	Latin America
CP-8832-J-W-K9	Japan
CP-8832-NR-K9	NR (no radio) version can be used worldwide. The following countries can be sold with NR versions ONLY: China, Taiwan, Brazil, India, Indonesia, Korea, Philippines, Thailand

**Table 2.** Available optional 8832 kits

Optional kit	Contents	Supported configurations
<b>Cisco 8832 Wired Microphone Kit (CP-8832-MIC-WIRED=)</b>	Includes two wired microphones	Two wired microphones installed to the primary speaker base unit If a secondary (daisy chain) base kit is configured, then one wired microphone is installed to the primary base and the other wired microphone is installed to the secondary (daisy chain) base. <b>Note:</b> Wired and wireless microphones cannot be mixed and installed together.
<b>Cisco 8832 Wireless Microphone Kit (e.g. CP-8832-MIC-WLS= for North America)</b>	Includes two wireless microphones, a charging tray, a 18W power adapter, and a USB-C cable	Two wireless microphones installed to the primary speaker base unit <b>Note:</b> Wired and wireless microphones cannot be mixed and installed together.
<b>Cisco 8832 Daisy Chain Kit (e.g. CP-8832-DC= for North America)</b>	Includes a smart adapter, a 36W power adapter, and three USB-C cables	Only two 8832 units can be tethered together. User has the option to add either a wired microphone kit or a wireless microphone kit for expansion. The maximum number of microphones is two. Wired and wireless microphones cannot be mixed.

For more detailed specifications, please refer to the data sheet for the Cisco IP Conference Phone 8832 at: <https://www.cisco.com/c/en/us/products/collateral/collaboration-endpoints/unified-ip-phone-8800-series/datasheet-c78-739624.html>

## Room considerations for the Cisco IP Conference Phone 8832

Table 3 lists the maximum recommended room sizes for optimal 8832 audio coverage. Every conference room has different acoustic characteristics. Conference rooms with high-reverberation acoustics will drastically decrease these numbers. Acoustic reverberation is caused by hard surfaces such as glass walls and hard-surface flooring. If you suspect that your conference room has high-reverberation acoustics, then you must test with the 8832 and optional wired or wireless microphone kits and/or secondary base kit to determine maximum optimal audio coverage. For best results, testing should be done by adding and subtracting the wired or wireless microphone kit and/or the secondary base kit. The recommended maximum room sizes in Table 3 assume a rectangular room and a rectangular table located in the middle with a maximum conference room ceiling height of 10 feet.

**Table 3.** Maximum recommended room sizes

Supported configurations	Recommended maximum room size and number of people for optimal audio performance	Power considerations
<b>Cisco 8832 base unit</b>	20 x 20 ft 400 sq ft Up to 10 people	Power over Ethernet (PoE) option Non-PoE option Wi-Fi option
<b>Cisco 8832 base unit with a wired microphone kit (each kit contains 2 mics)</b>	20 x 34 ft 680 sq ft Up to 22 people <b>Note:</b> The length of the cable for each wired microphone is 7 ft; therefore, the assumption for this maximum coverage area is with the wired extension microphones located 7 ft away from the base. Extension microphones can be located anywhere from 3 to 7 ft away from the base.	Same as above
<b>8832 base unit with a wireless microphone kit (each kit contains 2 mics)</b>	20 x 40 ft 800 sq ft Up to 26 people <b>Note:</b> In order to have full room coverage, meaning a talker's voice could be picked up from anywhere within a 20- by 40-ft conference room, the assumption is that each wireless extension microphone would be placed a maximum 10 ft away from the base.  However, if full talker voice does not need to be evenly covered across a conference room, wireless microphones can be placed as far away as 100 ft from the base. The limiting factor is that the person using the wireless microphone must be able to hear the sound out of the 8832 base in order to have an effective conference call.	8832 base unit: same as above The charging tray of the wireless microphone kit requires an 18W power adapter included in the wireless microphone kit.
<b>Two 8832 base units with a daisy chain kit</b>	20 x 36 ft 720 sq ft Up to 22 people <b>Note:</b> For the recommended maximum room coverage for this configuration, the maximum distance between the two base units is 15 ft. The secondary base provides additional microphones and more robust sound within the conference room.  The minimum distance between the primary and secondary base units is 8 ft.	Requires a 36W power adapter included in the daisy chain kit  <b>Note:</b> PoE is not supported for daisy chain.
<b>Two 8832 base units with a daisy chain kit and two wired microphones</b>	20 x 50 ft 1000 sq ft Up to 38 people <b>Note:</b> For the recommended maximum room coverage for this configuration, the maximum distance between the two base units is 15 ft, and each base unit has one wired microphone installed 7 ft from the base.	Requires a 36W power adapter included in the daisy chain kit

Supported configurations	Recommended maximum room size and number of people for optimal audio performance	Power considerations
<b>Two 8832 base units with a daisy chain kit and two wireless microphones</b>	20 x 57 ft 1140 sq ft Up to 42 people <b>Note:</b> For the recommended maximum room coverage for this configuration, the maximum distance between the two base units is 15 ft, and each base unit has one wireless microphone installed 10 ft from the base. However, if full talker voice does not need to be evenly covered across a conference room, wireless microphones can be placed as far away as 100 ft from the base. The limiting factor is that the person using the wireless microphone must be able to hear the sound from the 8832 base.	Requires a 36W power adapter included in the daisy chain kit  The charging tray of the wireless microphone kit requires an 18W power adapter included in the wireless microphone kit.

**Table 3.1** SKUs for different deployment scenarios

Supported configurations	Room coverage	Max. participants	SKUs to order (NA region SKU's used as example)
<b>8832 Base Unit Only</b>	20x20 ft	10 ppl	CP-8832-K9 (choose one of the options) PoE Option: CP-8832-POE Non-PoE Ethernet: CP-8832-ETH WiFi Option: CP-8832-PWR
<b>8832 with Wired Mics</b>	20x34ft	22 ppl	CP-8832-K9 CP-8832-MIC-WIRED=
<b>8832 with Wireless Mics</b>	20x40 ft	26 ppl	CP-8832-K9 CP-8832-MIC-WLS=
<b>Daisy Chain</b>	20x36 ft	22 ppl	2 x CP-8832-K9= CP-8832-DC=
<b>Daisy Chain with Wired Mics</b>	20x50 ft	38 ppl	2 x CP-8832-K9= CP-8832-DC= CP-8832-MIC-WIRED=
<b>Daisy Chain with Wireless Mics</b>	20x57ft	42 ppl	2 x CP-8832-K9= CP-8832-DC= CP-8832-MIC-WLS=

## Room diagram examples for optional coverage

Figure 2 shows the maximum optimal coverage of a 20- by 34-foot room with an 8832 base unit and a wired microphone kit.

**Figure 2.** Maximum optimal coverage of 20- by 34-foot room with 8832 base unit and wired microphone kit

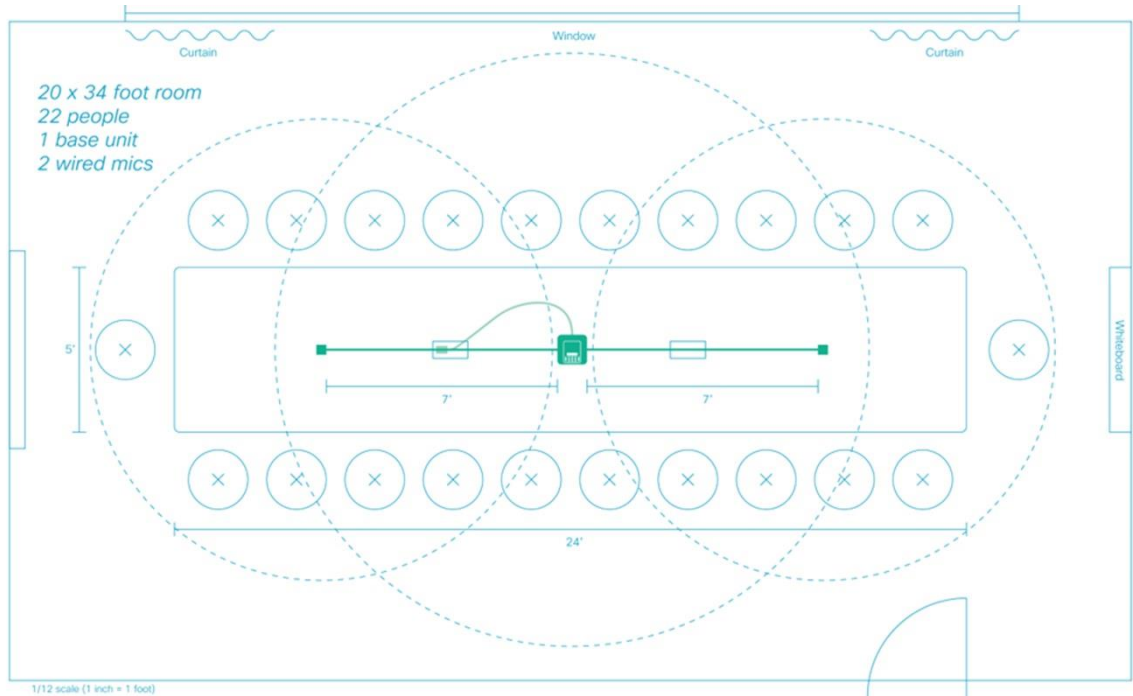


Figure 3 shows the maximum optimal coverage of 20- by 40-foot room with an 8832 base unit and a wireless microphone kit.

**Figure 3.** Maximum optimal coverage of 20- by 40-foot room with 8832 base unit and wireless microphone kit

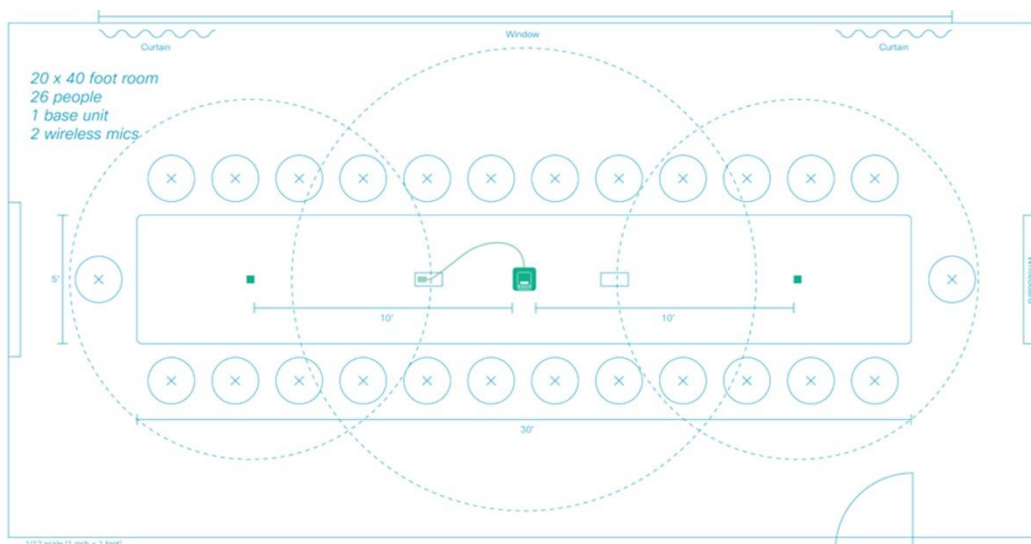


Figure 4 shows the maximum optimal coverage of a 20- by 36-foot room with two 8832 base units and a daisy chain kit.

**Figure 4.** Maximum optimal coverage of 20- by 36-foot room with two 8832 base units and daisy chain kit

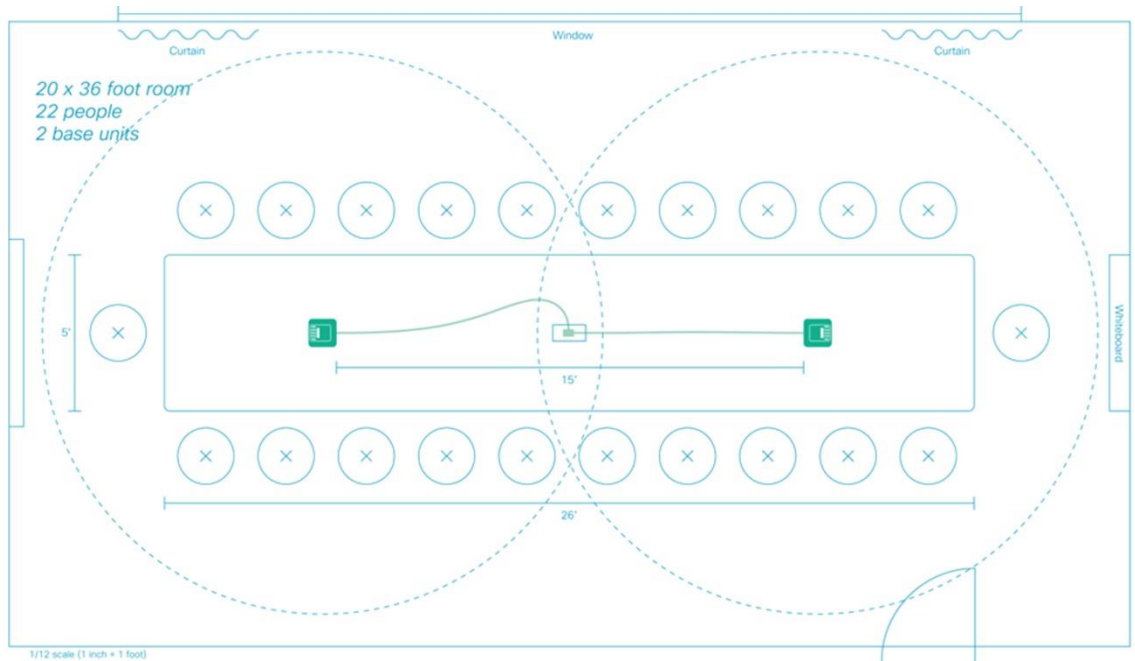


Figure 5 shows the maximum optimal coverage of a 20- by 50-foot room with two 8832 base units, a daisy chain kit, and a wired microphone kit.

**Figure 5.** Maximum optimal coverage of 20- by 50-foot room with two 8832 base units, daisy chain kit, and wired microphone kit

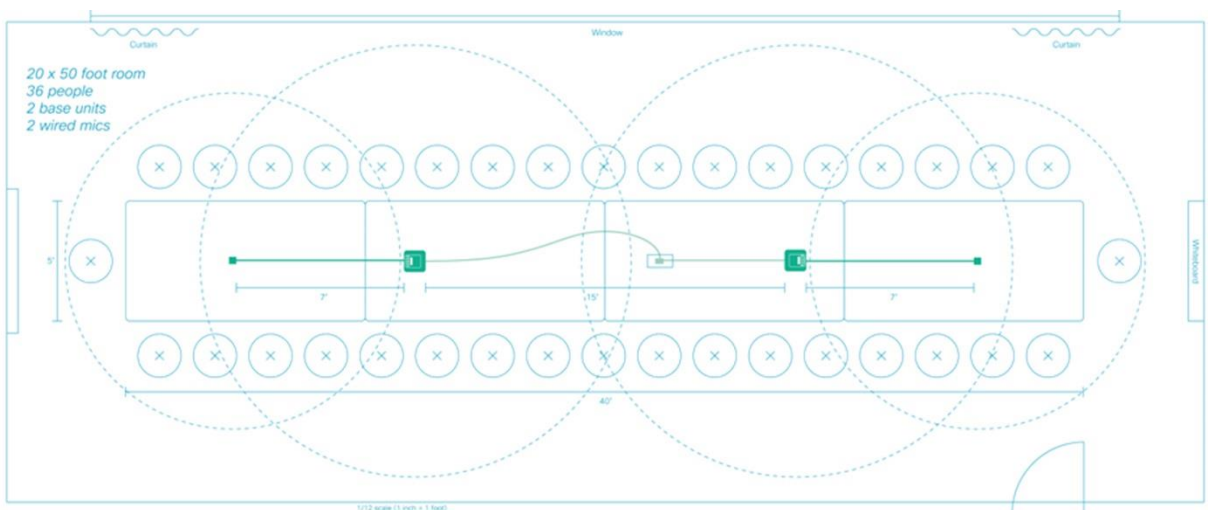
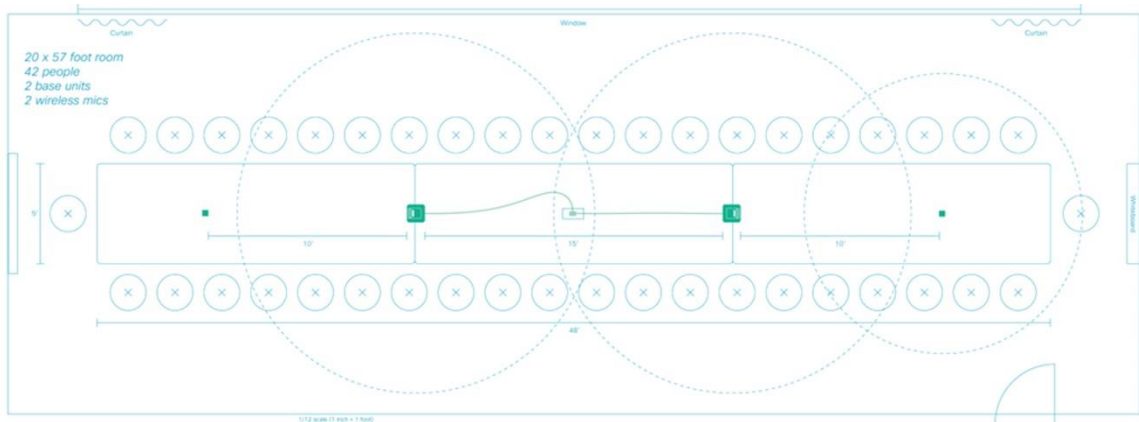


Figure 6 shows the maximum optimal coverage of a 20- by 57-foot room with two 8832 base units, a daisy chain kit, and a wireless microphone kit.

**Figure 6.** Maximum optimal coverage of 20- by 57-foot room with two 8832 base units, daisy chain kit, and wireless microphone kit



**Americas Headquarters**  
Cisco Systems, Inc.  
San Jose, CA

**Asia Pacific Headquarters**  
Cisco Systems (USA) Pte. Ltd.  
Singapore

**Europe Headquarters**  
Cisco Systems International BV Amsterdam,  
The Netherlands

Cisco has more than 200 offices worldwide. Addresses, phone numbers, and fax numbers are listed on the Cisco Website at <https://www.cisco.com/go/offices>.

Cisco and the Cisco logo are trademarks or registered trademarks of Cisco and/or its affiliates in the U.S. and other countries. To view a list of Cisco trademarks, go to this URL: <https://www.cisco.com/go/trademarks>. Third-party trademarks mentioned are the property of their respective owners. The use of the word partner does not imply a partnership relationship between Cisco and any other company. (1110R)