



Release Notes for the StarOS™ Software Version 2024.01.g0

First Published: January 31, 2024

Last Updated: February 22, 2024

Introduction

This Release Notes identifies changes and issues related to the CUPS and RCM software release.

Release Lifecycle Milestones

Release Lifecycle Milestone	Milestone	Date
First Customer Ship	FCS	31-Jan-2024
End of Life	EoL	16-Feb-2024
End of Software Maintenance	EoSM	16-Aug-2025
End of Vulnerability and Security Support	EoVSS	16-Aug-2025
Last Date of Support	LDoS	31-Aug-2026

Release Package Version Information

Software Packages	Version	Build Number
StarOS Package	2024.01.g0	21.28.m19.92724

Descriptions for the various packages provided with this release are available in the

[Release Package](#) Descriptions section.

What's New in this Release

Verified Compatibility

Products	Version
ADC Plugin	2.73.8
RCM	2024.01.g0
NED Package	ncs-5.7.5.1-cisco-rcm-nc-1.6 ncs-5.8.13-cisco-staros-5.52 ncs-5.7.11-etsi-sol003-1.13.18 ncs-5.7.10-openstack-cos-4.2.30 ncs-5.7.13-cisco-etsi-nfvo-4.7.3 ncs-5.7.13-esc-5.10.0.97
NSO-MFP	3.4.3-2024.01.g0

NOTE: Use only the compatible versions of p2p.

What's New in this Release

This version of Release Notes includes a new section titled **What's New in this Release** comprising all new features, enhancements, and behavior changes applicable for the release.

Features and Enhancements

This section covers a brief description of the features and enhancements introduced in this release.

Feature ID	Feature Name	Description
FEAT-18589	vePDG validation on VPC-SI	ePDG is supported on the VPC-SI platform with CVIM 4.4.

Related Documentation

For a complete list of documentation available for this release, go to:

<http://www.cisco.com/c/en/us/support/wireless/asr-5000-series/products-installation-and-configuration-guides-list.html>

Installation and Upgrade Notes

This Release Note does not contain general installation and upgrade instructions. Refer to the existing installation documentation for specific installation and upgrade considerations.

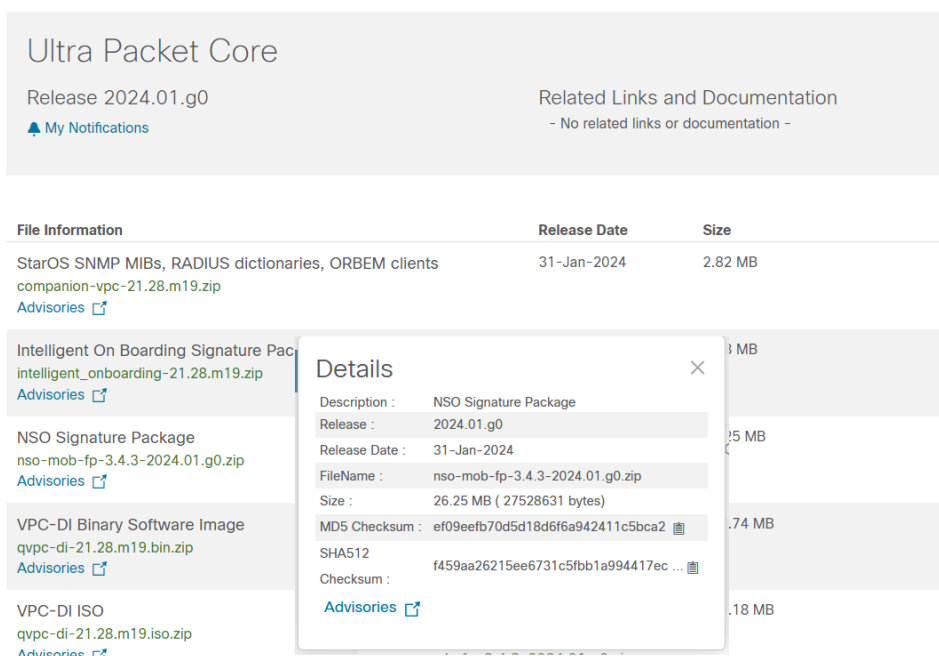
Firmware Updates

There are no firmware upgrades required for this release.

Software Integrity Verification

To verify the integrity of the software image you have from Cisco, you can validate the SHA512 checksum information against the checksum identified by Cisco for the software.

Image checksum information is available through **Cisco.com Software Download Details**. To find the checksum, hover the mouse pointer over the software image you have downloaded.



At the bottom you find the SHA512 checksum, if you do not see the whole checksum you can expand it by pressing the "..." at the end.

To validate the information, calculate a SHA512 checksum using the information in Table 1 and verify that it matches either the one provided on the software download page.

To calculate a SHA512 checksum on your local desktop see Table 1

Table 1 - Checksum Calculations per Operating System

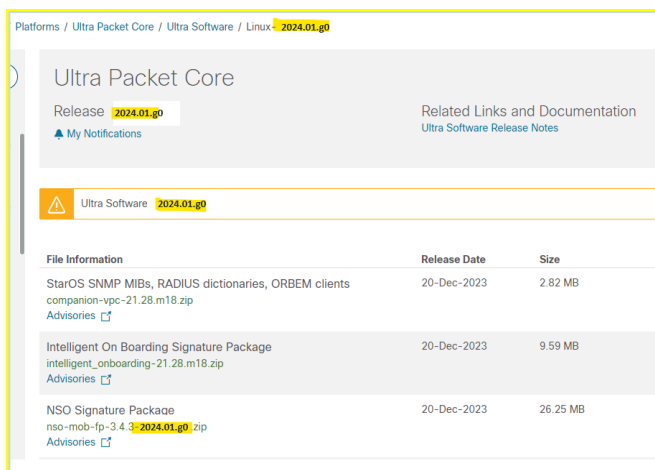
Operating System	SHA512 checksum calculation command examples
Microsoft Windows	Open a command line window and type the following command <pre>> certutil.exe -hashfile <filename>.<extension> SHA512</pre>
Apple MAC	Open a terminal window and type the following command <pre>\$ shasum -a 512 <filename>.<extension></pre>

Linux	<p>Open a terminal window and type the following command</p> <pre>\$ sha512sum <filename>.<extension></pre> <p>Or</p> <pre>\$ shasum -a 512 <filename>.<extension></pre>
<p>NOTES:</p> <p><filename> is the name of the file.</p> <p><extension> is the file extension (e.g. .zip or .tgz).</p>	

If the SHA512 checksum matches, you can be sure that no one has tampered with the software image or the image has not been corrupted during download.

If the SHA512 checksum does not match, we advise you to not attempt upgrading any systems with the corrupted software image. Download the software again and verify the SHA512 checksum again. If there is a constant mismatch, please open a case with the Cisco Technical Assistance Center.

NOTE: Only RCM and NSO will have the new file naming convention, remaining images will have the existing file naming convention.



Certificate Validation

In 2024.01 and later releases, software images for StarOS, VPC-DI, and VPC-SI, and the companion software packages for StarOS and VPC are signed via x509 certificates.

USP ISO images are signed with a GPG key.

For more information and instructions on how to validate the certificates, refer to the README file available with the respective software packages.

Open Bugs for this Release

The following table lists the open bugs in this specific software release.

NOTE: This software release may contain open bugs first identified in other releases. Additional information for all open bugs for this release are available in the [Cisco Bug Search Tool](#).

Table 2 - Open Bugs in this Release

Bug ID	Headline	Product Found
CSCwi77845	[CUPS CP] Config loading user-plane-group with error Unknown command - "peer-node-id"	cups-cp
CSCwi68916	CUPS SU with "send-ccri session-start" - Traffic stops after first interim time	cups-cp
CSCwi27873	P2P detection not working after all SF card reboot	cups-up
CSCwi61806	vpp restart fastpath_executive_node_fn on 21.28.m18	cups-up
CSCwi69056	VPP buffer leak caused a VPP crash	cups-up
CSCwi35960	[CUPS] huge amount of "ICMP packet parse failure" logs in 21.28.m15 with NAT	cups-up
CSCwi71670	[CUPS UP] X3 Lawful Intercept is marked as wrong EBI when using ipv6 session over dedicated bearer	cups-up
CSCwi52632	[BP-CUPS]egtpu_process_update_req_evt()egtpu_handle_user_sap_event())sessmgr_uplane_gtpu_tx_update()	cups-up
CSCwh58126	[cups-up][21.28.Fm12.91299] Fatal Signal 11: 11 PC: [0495e396/X] uplane_find_app_data_flow()	cups-up
CSCwh03670	[CUPS-UP] Downlink total fp packets not shown correctly in case of http out of order packet	cups-up
CSCwi78847	VPP restart with Segmentation fault	cups-up
CSCwi68424	Observing Sxdemux in warn/over state in Volte ICSR Standby UP nodes	cups-up
CSCwi55030	[CP-MME] Observed multiple sessmgr went to warn/over state in 21.28.m18.92419 during regression	mme
CSCwi71868	Usage Report Not Updating During Local Fallback	pdn-gw
CSCwi83811	QoS Validation Failure in Web authentication with LBO test case on 21.28.m19 Image	pdn-gw

Resolved Bugs for this Release

Bug ID	Headline	Product Found
CSCwi65948	[RCM] format of dateandtime used by RCM does not comply to snmpv2	rcm
CSCwi59036	Port redundancy Failed in 4-port deployment VPC SI	staros
CSCwd99519	[UPF-ST] Error logs seen on UPF PDR not found with PDR ID 0x149 and Remove PDR PDR with ID 0x2ce	upf

Resolved Bugs for this Release

The following table lists the resolved bugs in this specific software release.

NOTE: This software release may contain bug fixes first introduced in other releases. Additional information for all resolved bugs for this release are available in the [Cisco Bug Search Tool](#).

Table 3 - Resolved Bugs in this Release

Bug ID	Headline	Product Found
CSCwi68808	CCR-U request is not containing MSISDN information	cups-cp
CSCwi01760	Schema name "ecs-rbase" doesn't exist	cups-cp
CSCwi66920	Sessmgr restart during processing of sx message	cups-cp
CSCwi56126	CUPS-CP [sessmgr 12241 error] error on standby CP	cups-cp
CSCwi59651	VPP restart as /usr/sbin64/vpp(sn_assert_signal_handler	cups-up
CSCwi70108	VPP restart observed in CUPS-UP	cups-up
CSCwi16517	VPP issues with 21.28.m14	cups-up
CSCwf34386	VPP restart	cups-up
CSCwh01131	Mon sub feature cases are not working for Pures, Purep and Collapsed call model	cups-up
CSCwi32188	[BP-CUPS]: Fatal Signal 11: smp_fp_fill_strm_sfp_mtd() during ICSR switchover with BFD Down	cups-up
CSCwi51909	mmemgr restart at sbSqDeliver	mme
CSCwi60413	ENH: Improve MED error logs	mme
CSCwi37280	DNS - MME is not handling dns response in CNAME format properly as expected by customer	mme
CSCwi58326	mmemgr restarted at SNMME_PtLiHitUDatReq with PWS failure or Restart indication message from eNB	mme
CSCwi23379	sessmgr failure at sess/egtp/egtpc/egtpc_interface.c:280	mme

Operator Notes

Bug ID	Headline	Product Found
CSCwi16827	Sessmgr restart during Delete bearer sess procedure	pdn-gw
CSCwi71886	RF Interim/Stop reports huge volume in either Accounting-Input-Octets/Output-Octets (not both)	pdn-gw
CSCwi47682	Gy Credit Control Request AVP for Subscription-ID (e.164) contains IMSI instead of MSISDN	pdn-gw
CSCwi71968	Sessmgr crashes on PGW when update bearer sent by the pgw after an RAR from the PCRF	pdn-gw
CSCwi40532	sessmgr unexpected restart sess/ggsn/gtpc/gtp_enc_ie.c:4570	pdn-gw
CSCwh93900	RCM should reload old active UP after BGP monitor failure	rcm
CSCwi10019	Active UPF is being assigned Standby UPF Route Modifier	rcm

Operator Notes

StarOS Version Numbering System

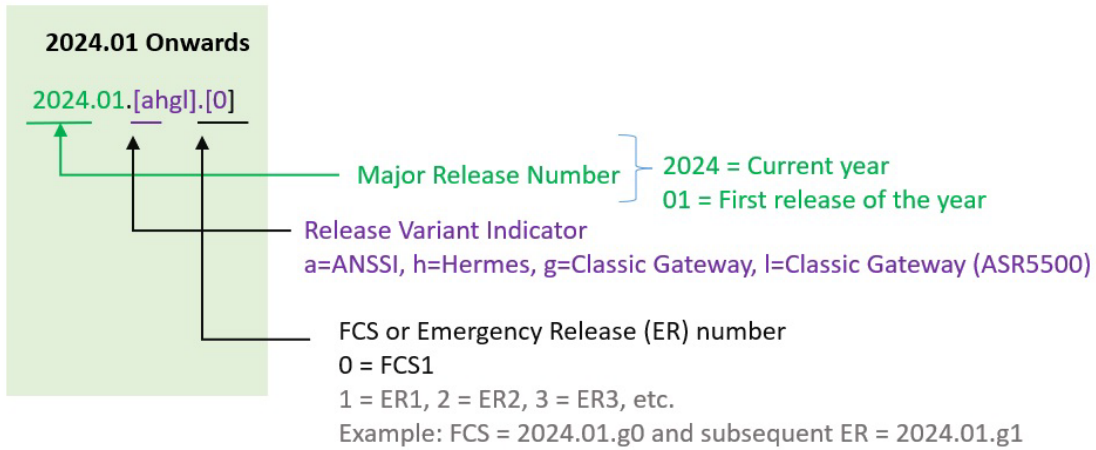
The output of the **show version** command displays detailed information about the version of StarOS currently running on the ASR 5500 or Cisco Virtualized Packet Core platform.

NOTE: Starting 2024.01.0 release (January 2024), Cisco is transitioning to a new release versioning scheme. The release version is based on the current year and product. Refer to [Figure 1](#) for more details.

During the transition phase, some file names will reflect the new versioning whereas others will refer to the 21.28.x-based naming convention. With the next release, StarOS-related packages will be completely migrated to the new versioning scheme.

Version Numbering for FCS, Emergency, and Maintenance Releases

Figure 1 - Version Numbering



Release Package Descriptions

Table 4 provides descriptions for the packages that are available with this release. For more information about the release packages up to 21.28.x releases, refer to the corresponding releases of the release note.

Table 4 - Release Package Information

Software Package	Description
ASR 5500	
asr5500-<release>.zip	Contains the signed ASR 5500 software image, the signature file, a verification script, the x509 certificate, and a README file containing information on how to use the script to validate the certificate.
asr5500_T-<release>.zip	Contains the signed, trusted ASR 5500 software image, the signature file, a verification script, the x509 certificate, and a README file containing information on how to use the script to validate the certificate.
StarOS Companion Package	
companion-<release>.zip	Contains numerous files pertaining to this version of the StarOS including SNMP MIBs, RADIUS dictionaries, ORBEM clients. These files pertain to both trusted and non-trusted build variants.
VPC-DI	
qvpc-di-<release>.bin.zip	Contains the VPC-DI binary software image that is used to replace a previously deployed image on the flash disk in existing installations.
qvpc-di_T-<release>.bin.zip	Contains the trusted VPC-DI binary software image that is used to replace a previously deployed image on the flash disk in existing installations.

Operator Notes

qvpc-di-<release>.iso.zip	Contains the VPC-DI ISO used for new deployments, a new virtual machine is manually created and configured to boot from a CD image.
qvpc-di_T-<release>.iso.zip	Contains the trusted VPC-DI ISO used for new deployments, a new virtual machine is manually created and configured to boot from a CD image.
qvpc-di-template-vmware-<release>.zip	Contains the VPC-DI binary software image that is used to on-board the software directly into VMware.
qvpc-di-template-vmware_T-<release>.zip	Contains the trusted VPC-DI binary software image that is used to on-board the software directly into VMware.
qvpc-di-template-libvirt-kvm-<release>.zip	Contains the same VPC-DI ISO identified above and additional installation files for using it on KVM.
qvpc-di-template-libvirt-kvm_T-<release>.zip	Contains the same trusted VPC-DI ISO identified above and additional installation files for using it on KVM.
qvpc-di-<release>.qcow2.zip	Contains the VPC-DI binary software image in a format that can be loaded directly with KVM using an XML definition file, or with OpenStack.
qvpc-di_T-<release>.qcow2.zip	Contains the trusted VPC-DI binary software image in a format that can be loaded directly with KVM using an XML definition file, or with OpenStack.
VPC-SI	
qvpc-si-<release>.bin.zip	Contains the VPC-SI binary software image that is used to replace a previously deployed image on the flash disk in existing installations.
qvpc-si_T-<release>.bin.zip	Contains the trusted VPC-SI binary software image that is used to replace a previously deployed image on the flash disk in existing installations.
qvpc-si-<release>.iso.zip	Contains the VPC-SI ISO used for new deployments, a new virtual machine is manually created and configured to boot from a CD image.
qvpc-si_T-<release>.iso.zip	Contains the trusted VPC-SI ISO used for new deployments a new virtual machine is manually created and configured to boot from a CD image.
qvpc-si-template-vmware-<release>.zip	Contains the VPC-SI binary software image that is used to on-board the software directly into VMware.
qvpc-si-template-vmware_T-<release>.zip	Contains the trusted VPC-SI binary software image that is used to on-board the software directly into VMware.
qvpc-si-template-libvirt-kvm-<release>.zip	Contains the same VPC-SI ISO identified above and additional installation files for using it on KVM.
qvpc-si-template-libvirt-kvm_T-<release>.zip	Contains the same trusted VPC-SI ISO identified above and additional installation files for using it on KVM.
qvpc-si-<release>.qcow2.zip	Contains the VPC-SI binary software image in a format that can be loaded directly with KVM using an XML definition file, or with OpenStack.
qvpc-si_T-<release>.qcow2.zip	Contains the trusted VPC-SI binary software image in a format that can be loaded directly with KVM using an XML definition file, or with OpenStack.
VPC Companion Package	

companion-vpc-<release>.zip	Contains numerous files pertaining to this version of the VPC including SNMP MIBs, RADIUS dictionaries, ORBEM clients. These files pertain to both VPC-DI and VPC-SI, and for trusted and non-trusted build variants.
Ultra Services Platform	
usp-<version>.iso	The USP software package containing component RPMs (bundles). Refer to the Table 5 for descriptions of the specific bundles.
usp_T-<version>.iso	The USP software package containing component RPMs (bundles). This bundle contains trusted images. Refer to the Table 5 for descriptions of the specific bundles.
usp_rpm_verify_utils-<version>.tar	Contains information and utilities for verifying USP RPM integrity.

Table 5 - USP ISO Bundles

USP Bundle Name	Description
usp-em-bundle-<version>-1.x86_64.rpm*	The Element Manager (EM) Bundle RPM containing images and metadata for the Ultra Element Manager (UEM) module.
usp-ugp-bundle-<version>-1.x86_64.rpm*	The Ultra Gateway Platform (UGP) Bundle RPM containing images for Ultra Packet core (VPC-DI). There are trusted and non-trusted image variants of this bundle.
usp-yang-bundle-<version>-1.x86_64.rpm	The Yang Bundle RPM containing YANG data models including the VNFD and VNFR.
usp-uas-bundle-<version>-1.x86_64.rpm	The Ultra Automation Services Bundle RPM containing AutoVNF, Ultra Web Services (UWS), and other automation packages.
usp-auto-it-bundle-<version>-1.x86_64.rpm	The bundle containing the AutoIT packages required to deploy the UAS.
usp-vnfm-bundle-<version>-1.x86_64.rpm	The VNFM Bundle RPM containing an image and a boot-up script for ESC (Elastic Service Controller).
ultram-manager-<version>-1.x86_64.rpm*	This package contains the script and relevant files needed to deploy the Ultra M Manager Service.
* These bundles are also distributed separately from the ISO.	

Obtaining Documentation and Submitting a Service Request

For information on obtaining documentation, using the Cisco Bug Search Tool (BST), submitting a service request, and gathering additional information, refer to <https://www.cisco.com/c/en/us/support/index.html>.

THE SPECIFICATIONS AND INFORMATION REGARDING THE PRODUCTS IN THIS MANUAL ARE SUBJECT TO CHANGE WITHOUT NOTICE. ALL STATEMENTS, INFORMATION, AND RECOMMENDATIONS IN THIS MANUAL ARE BELIEVED TO BE ACCURATE BUT ARE PRESENTED WITHOUT WARRANTY OF ANYKIND, EXPRESS OR IMPLIED. USERS MUST TAKE FULL RESPONSIBILITY FOR THEIR APPLICATION OF ANY PRODUCTS.

THE SOFTWARE LICENSE AND LIMITED WARRANTY FOR THE ACCOMPANYING PRODUCT ARE SET FORTH IN THE INFORMATION PACKET THAT SHIPPED WITH THE PRODUCT AND ARE INCORPORATED HEREIN BY THIS REFERENCE. IF YOU ARE UNABLE TO LOCATE THE SOFTWARE LICENSE OR LIMITED WARRANTY, CONTACT YOUR CISCO REPRESENTATIVE FOR A COPY.

The Cisco implementation of TCP header compression is an adaptation of a program developed by the University of California, Berkeley (UCB) as part of UCB's public domain version of the UNIX operating system. All rights reserved. Copyright ©1981, Regents of the University of California.

NOTWITHSTANDING ANY OTHER WARRANTY HEREIN, ALL DOCUMENT FILES AND SOFTWARE OF THESE SUPPLIERS ARE PROVIDED "AS IS" WITH ALL FAULTS. CISCO AND THE ABOVE-NAMED SUPPLIERS DISCLAIM ALL WARRANTIES, EXPRESSED OR IMPLIED, INCLUDING, WITHOUT LIMITATION, THOSE OF MERCHANTABILITY, FITNESS FOR A PARTICULAR PURPOSE AND NON-INFRINGEMENT OR ARISING FROM A COURSE OF DEALING, USAGE, OR TRADE PRACTICE.

IN NO EVENT SHALL CISCO OR ITS SUPPLIERS BE LIABLE FOR ANY INDIRECT, SPECIAL, CONSEQUENTIAL, OR INCIDENTAL DAMAGES, INCLUDING, WITHOUT LIMITATION, LOST PROFITS OR LOSS OR DAMAGE TO DATA ARISING OUT OF THE USE OR INABILITY TO USE THIS MANUAL, EVEN IF CISCO OR ITS SUPPLIERS HAVE BEEN ADVISED OF THE POSSIBILITY OF SUCH DAMAGES.

Any Internet Protocol (IP) addresses and phone numbers used in this document are not intended to be actual addresses and phone numbers. Any examples, command display output, network topology diagrams, and other figures included in the document are shown for illustrative purposes only. Any use of actual IP addresses or phone numbers in illustrative content is unintentional and coincidental.

All printed copies and duplicate soft copies of this document are considered uncontrolled. See the current online version for the latest version.

Cisco has more than 200 offices worldwide. Addresses and phone numbers are listed on the Cisco website at www.cisco.com/go/offices.

Cisco and the Cisco logo are trademarks or registered trademarks of Cisco and/or its affiliates in the U.S. and other countries. To view a list of Cisco trademarks, go to this URL: <http://www.cisco.com/go/trademarks>. Third-party trademarks mentioned are the property of their respective owners. The use of the word partner does not imply a partnership relationship between Cisco and any other company. (1721R)

© 2024 Cisco Systems, Inc. All rights reserved.