

تاكبشلا يف ةمئادلا صيخارتلا قيبطت FDM ىلع اوج ةعمجمل

تايوتحمل

[ةمدقملا](#)

[ةيساسال تابلطتملا](#)

[تابلطتملا](#)

[ةمدختسملا تانوكملا](#)

[نيوكتل](#)

[PLR عضو نيومت](#)

[PLR ليحست اغلا](#)

[CSSM يف ةصخريل](#)

[CSSM يف صيخرت يديل](#)

[PLR عضو يف زاهجلا ليحست اغلا](#)

[قحصلا نم ققحتلا](#)

[اهجالص او اعطخال فاشكتسا](#)

[ةعئاشلا تالكشملا](#)

[قلاص تاذا تامولعم](#)

ةمدقملا

اهليوت متي يتلا تاكبشلا يف ةمئادلا صيخارتلا قيبطت ةيفيكي دنتسملا اذه حضوي
FirePOWER (FDM) ةزهجأ ريدي ىلع تاكبشلا

ةيساسال تابلطتملا

تابلطتملا

عوضوملا اذه ةفرعمب ي صوي

- Cisco نم نمآلا ةيامحل رادج ديدهت دض عافدلل يلوألا نيوكتل

ةمدختسملا تانوكملا

جمانربلا رادصلا ىل دنتسملا اذه يف ةدراولا تامولعملا دنتست

- 7.4.1 رادصلا، Firepower ديدهت دض عافدلا جمانرب

ةصاخ ةيلمعم ةئيب يف ةدوجوملا ةزهجال نم دنتسملا اذه يف ةدراولا تامولعملا عاشنإ مت
تيناك اذإ. (يضا رتفا) حوسمم نيوكتب دنتسملا اذه يف ةمدختسملا ةزهجال عيمج تأدب
رمأ يال لم تحملا ريثأتلل كمهف نم دكأتف، ليغشتلا ديق ككتكبش

نيوكتلا

عضو نيوكتلا


كزاهج في PLR عضو نيوكتلا مق 1. ةوطخلا

في كذلا صيخرتلا لى لقتنا و زاهجلا قوف رقتنا


The screenshot displays the Cisco Firepower Device Manager (FDM) interface for a device named 'firepower'. The top navigation bar includes 'Firewall Device Manager', 'Monitoring', 'Policies', 'Objects', and 'Device: firepower'. The main area shows a network diagram with 'Inside Network' connected to the device, which is connected to 'ISP/WAN/Gateway' and 'Internet'. Below the diagram is a grid of configuration sections:

- Interfaces:** Management: Merged, Enabled 1 of 4. View All Interfaces.
- Smart License:** Evaluation expires in 82 days. Tier: FTDv5 - 100 Mbps. View Configuration.
- Routing:** 1 static route. View Configuration.
- Updates:** Geolocation, Rule, VDB, System Upgrade, Security Intelligence Feeds. View Configuration.
- System Settings:** Management Access, Logging Settings, DHCP Server / Relay, DDNS Service, DNS Server, Hostname, Time Services, SSL Settings. See more.
- Backup and Restore:** View Configuration.
- Troubleshoot:** No files created yet. REQUEST FILE TO BE CREATED.
- Site-to-Site VPN:** There are no connections yet. View Configuration.
- Remote Access VPN:** Requires Secure Client License. No connections | 1 Group Policy. Configure.
- Advanced Configuration:** Includes: FlexConfig, Smart CLI. View Configuration.
- Device Administration:** Audit Events, Deployment History, Download Configuration. View Configuration.

Universal PLR لى لقتنالا رتخاو سورتل لى رقتنا 2. ةوطخلا



زاهجلا ليحست ءاغلا كي لع بجي ف ،اي كذا صيخرت مدختسي كزاهج ناك اذا :ةظحالم



ميجيقت لال عضو لال ةدوع لال كنكمي ال ، PLR عضو لال ليدبت لال درجم ب: ريذحت

The screenshot shows the Cisco Firewall Device Manager interface. The top navigation bar includes 'Firewall Device Manager', 'Monitoring', 'Policies', 'Objects', and 'Device: firepower'. The main content area displays 'Device Summary' and 'Smart License'. A prominent orange warning icon indicates a 'LICENSE ISSUE' with the text 'Evaluation Period' and 'You are in Evaluation mode now.' Below this, it shows '82/90 days left' and a 'REGISTER DEVICE' button. In the bottom right corner, there is a 'Resync connection' button and a 'Switch to Universal PLR' button, which is highlighted with a red box.

م عن رقن او عا دال ة ق ب ط دح ، ة ني عمل ا ة ذفان ي ف

⚠ Change to Permanent License



If you switch to Universal Permanent License Reservation mode, you cannot switch back to Evaluation mode.

Are you sure you want to use Universal Permanent License Reservation for this device?

Select Performance Tier

The selected performance tier determines VPN session limits and device throughput, click [here](#) to learn more.

Make sure the performance tier selected matches the license in your [Cisco Smart Software Manager](#) account.

Performance Tier

Pick a Tier



Your Device Specifications

Cores / RAM 4 core / 8 GB

NO

YES

ب. لطلال زمر ظفحب مق 3. ةوطخلال

Universal Permanent License Reservation



i If you have **Cloud Services enabled** you might want to disable them.

1 Save Request Code for this Device.



Request Code

DE-ZNGFWv:9ADKC86E1VU-CCRvmZyqM-BF

SAVE AS TXT

PRINT

2 Log into your [Cisco Smart Software Manager](#) account, go to the Inventory > Licenses page, and start the License Reservation process. Use the request code to generate an Authorization Code. Note that you must work with your Cisco representative to enable Universal Permanent License Reservation mode in your account. If you cannot start the License Reservation process (that is, the button does not appear on the Inventory > License page), please contact your Cisco representative.

3 Paste or type in the Authorization Code:

Authorization Code

Paste code from clipboard here

? For a more detailed overview on Cisco Licensing, go to cisco.com/go/licensingguide

CANCEL

REGISTER

جماربل صيخرت ىل لقتناو ك ب صاخال CSSM باسح ىل لوخدلا ليحست ب مق 4. ةوطخال صيخرتلا زح قوف رقناو صيخارتل > نوزخملا > ةيكدلا

Smart Software Licensing

[SL Product Details](#) [Support](#) [Help](#)

Alerts **Inventory** [Convert to Smart Licensing](#) | [Reports](#) | [Preferences](#) | [On-Prem Accounts](#) | [Activity](#)

General **Licenses** Product Instances Event Log

Available Actions Manage License Tags **License Reservation...**

Show License Transactions

By Name | By Tag

Search by License

ةباتم ىل رع رقنا



Use of the Software contained in this Smart Account is subject to Cisco's EULA. Cisco may restrict the availability or features of this Smart Account or the Smart Licensing capabilities in any region, or modify or discontinue features to comply with applicable laws and regulations. You may only use the Software in the country for which it is purchased and intended to be used.

Proceed

يُلاتل قوف رِقناو بلطلا زمر قصل.

Smart License Reservation



STEP 1

Enter Request Code

STEP 2

Select Licenses

STEP 3

Review and Confirm

STEP 4

Authorization Code

You can reserve licenses for product instances that cannot connect to the Internet for security reasons. You will begin by generating a Reservation Request Code from the product instance. To learn how to generate this code, see the configuration guide for the product being licensed.

Once you have generated the code:

- 1) Enter the Reservation Request Code below
- 2) Select the licenses to be reserved
- 3) Generate a Reservation Authorization Code
- 4) Enter the Reservation Authorization Code on the product instance to activate the features

* Reservation Request Code:

DE-ZNGFW:9ADKC86E1VU-CCRVmZyqM-BF



Upload File

Browse

Upload

Cancel

Next

يُلاتل قوف رِقناو ك صاخال صيخرتلا ددح.

Smart License Reservation

3

STEP 1 ✓ Enter Request Code

STEP 2 Select Licenses

STEP 3 Review and Confirm

STEP 4 Authorization Code

Product Instance Details

Product Type: VIRTSEC
UDI PID: NGFW
UDI Serial Number: 9ADKC86E1VU

Licenses to Reserve

In order to continue, ensure that you have a surplus of the licenses you want to reserve in the Virtual Account.

- Cisco Firepower Virtual Threat Defense Universal License

Cancel

Next

لېوختل زمر عاشن | قوف رونا

Smart License Reservation

x

STEP 1 ✓ Enter Request Code

STEP 2 ✓ Select Licenses

STEP 3 Review and Confirm

STEP 4 Authorization Code

Product Instance Details

Product Type: VIRTSEC
UDI PID: NGFW
UDI Serial Number: 9ADKC86E1VU

Licenses to Reserve

License	Expires	Quantity to Reserve
Cisco Firepower Virtual Threat Defense Universal License <small>Cisco Firepower Virtual Threat Defense Universal License</small>	-	1

Cancel

Back

Generate Authorization Code

ةظفاحل اىل اءسن وء فلمك لىزنء قوف رونا، لېوختل زمر ظفاحل

Universal Permanent License Reservation



i If you have Cloud Services enabled you might want to disable them.

1 Save Request Code for this Device.



Request Code

DE-ZNGFWv:9ADKC86E1VU-CCRVmZyqM-BF

SAVE AS TXT

PRINT

2 Log into your [Cisco Smart Software Manager](#) account, go to the Inventory > Licenses page, and start the License Reservation process. Use the request code to generate an Authorization Code. Note that you must work with your Cisco representative to enable Universal Permanent License Reservation mode in your account. If you cannot start the License Reservation process (that is, the button does not appear on the Inventory > License page), please contact your Cisco representative.

3 Paste or type in the Authorization Code:

Authorization Code

9ADKC86E1VU-CCRVmZyqM-BF

? For a more detailed overview on Cisco Licensing, go to cisco.com/go/licensingguide

CANCEL

REGISTER

PLR لجستء اغل

CSSM ف ة صخر يدل

لجستء دو ك ليدل نو كيو، CSSM ف صخرتلا لجستء جلا عم لامك دن ع، راخلا اذه مدختسأ ة صخرتلا ريغ (FDM) لوملا تانايب ةدعاق ةرادا ف ة صخرتلا تادب دقل، لاثملا لابس ىلع، ك صخرتلا CSSM باسح ف ك صخرتلا رادصا ك ليدل ع بجي ك لذل.

ب ك ذل صخرتلا لىل لقتنا و زاهجلا قوف رقنا 1. ة وطرلا

PLR. اءاغل ددو داتعلا لىع رقنا. 2 ةوطخالا

ف صيخرت ي دل ددح. 3 ةوطخالا

Cancel Permanent License Reservation



Are you sure you want to cancel the Permanent License Reservation?

License States

I have a License in CSSM

I do not have a License in ...

1 Get Authorization Code from CSSM and paste it here:



Authorization Code

Paste code from clipboard here

2 Generate a Release License Code using your Authorization Code.



GENERATE RELEASE CODE

3 In your [Cisco Smart Software Manager](#) account free up license by putting Release Code.

CANCEL

OK

رادصا زمرءاشن ا قوف رقن او ل وخت لا زمر ق ص لا 4 ة و ط خ لا

Cancel Permanent License Reservation



Are you sure you want to cancel the Permanent License Reservation?

License States

I have a License in CSSM

I do not have a License in ...

1 Get Authorization Code from CSSM and paste it here:

↓
Authorization Code

DAKwJ-KeIke2-fGhuD-coNBo-umMz7J8-QaG0h-+QoIka-MQ-55-DI

2 Generate a Release License Code using your Authorization Code.

↓
Release License Code

DKvxiU-zchZA5-M6ekJk-EmeitQ-85pErd-Ft7

SAVE AS TXT

PRINT

You will not be able to regenerate the Release Code after you unregister. Please make sure that you save this code for use in Cisco Smart Software Manager.



3 In your [Cisco Smart Software Manager](#) account free up license by putting Release Code.

CANCEL


OK

> ةيكدذلا جم اربلا صيخرت ىلا لقتناو ك ب صاخلا CSSM باسح ىلا لوخدلا ل ج س . 5 ةوطخلا
جت نمل التال يثم > نوزخملا

General Licenses **Product Instances** Event Log

Authorize License-Enforced Features...  Search by Device or by Product Type 

Name	Product Type	Last Contact	Alerts	Actions
10.106.60.161	FP	2024-Feb-08 21:22:04		Actions ▾
68.com	ESA	2024-Feb-08 15:47:37		Actions ▾
724FMC	FP	2024-Jan-16 18:30:52		Actions ▾
A-TSZ-HIS-FMC01	FP	2023-Oct-03 21:05:28	✘ Failed to Renew	Actions ▾
a4115	FPRUHI	2024-Jan-27 17:05:40		Actions ▾
AAALAB	ASAHIGH	2024-Jan-18 19:07:58		Actions ▾
AAALAB	ASAHIGH	2024-Jan-18 11:25:38		Actions ▾
AAALAB	ASAHIGH	2024-Jan-18 20:14:33		Actions ▾
AAALAB	ASAHIGH	2024-Jan-18 05:30:17		Actions ▾
AAALAB	ASAHIGH	2024-Jan-18 08:00:04		Actions ▾

10 ▾ Showing Page 1 of 97 (963 Records) 

مساب كزاهج يف شحبا. 6 ةوطخلا

زاهج ليل سلسلتا مقرلا وه مسالا: ةظحالم

Name	Product Type	Last Contact	Alerts	Actions
UDI_PID:NGFW; UDI_SN:9ADKC86E1VU;	VIRTSEC	2024-Feb-09 01:11:40 (Reserved Licenses)		Actions ▾

Showing 1 Record

ةلدسنملا ةمئاقلا يف ةلازا دحو تاءارجا قوف رقنا 7 ةوطخلا

General Licenses **Product Instances** Event Log

Authorize License-Enforced Features... UDL_PID:NGFW; UDI_SN:9ADKC86E1VU;

Name	Product Type	Last Contact	Alerts	Actions
UDL_PID:NGFW; UDI_SN:9ADKC86E1VU;	VIRTSEC	2024-Feb-09 01:11:40 (Reserved Licenses)		Actions ▾

Transfer...

Remove...

Rehost Licenses from a Failed Product...

زحل لة لانا قوف رقناو رادصلال صيخرت زم ر قصلال

Remove Reservation



To remove a Product Instance that has reserved licenses and make those licenses once again available to other Product Instances, enter in the Reservation Return Code generated by the Product Instance. If you cannot generate a Reservation Return Code, contact [Cisco Support](#)

* Reservation Return Code:

DKvxiU-zchZA5-M6ekJk-EmeitQ-85pErd-Ft7



Remove Reservation

Cancel

قفاوم قوف رقناو كزاهج لال عجرا 8. ةوطخلال

Cancel Permanent License Reservation



Are you sure you want to cancel the Permanent License Reservation?

License States

I have a License in CSSM

I do not have a License in ...

1 Get Authorization Code from CSSM and paste it here:

↓ Authorization Code

DKvxiU-zchZA5-M6ekJk-EmeitQ-85pErd-Ft7

2 Generate a Release License Code using your Authorization Code.

↓ Release License Code

DKvxiU-zchZA5-M6ekJk-EmeitQ-85pErd-Ft7

SAVE AS TXT

PRINT

⚠ You will not be able to regenerate the Release Code after you unregister. Please make sure that you save this code for use in Cisco Smart Software Manager.

3 In your [Cisco Smart Software Manager](#) account free up license by putting Release Code.

CANCEL

OK

في CSSM في صيخرت يديل سييل

لثاملا ليليس على ع. CSSM في صيخرتلا ليجست جلاعم لامك امدع دنع رايلالا اذه مدختسأ، كيدل سيل نكلو، كيدل (FDM) لوجملا تانايب ةدعاق ةرادا في PLR ةيلمع تادب دقل في CSSM. ةحاصللا صيخرتلا

يكدلا صيخرتلا لىلا لقتناو زاهجلا قوف رقنا 1. ةوطخلا



Interfaces Management: Merged Enabled 1 of 4 View All Interfaces	Routing 1 static route View Configuration	Updates Geolocation, Rule, VDB, System Upgrade, Security Intelligence Feeds View Configuration	System Settings Management Access Logging Settings DHCP Server / Relay DDNS Service DNS Server Hostname Time Services SSL Settings See more
Smart License Evaluation expires in 82 days Tier: FTDv5 - 100 Mbps View Configuration	Backup and Restore View Configuration	Troubleshoot No files created yet REQUEST FILE TO BE CREATED	
Site-to-Site VPN There are no connections yet View Configuration	Remote Access VPN Requires Secure Client License No connections 1 Group Policy Configure	Advanced Configuration Includes: FlexConfig, Smart CLI View Configuration	Device Administration Audit Events, Deployment History, Download Configuration View Configuration

PLR. اغل دحو دات عا لى رقا 2. ةوطخلا

Includes:	
Minimum Threat Defense Virtual Cores	4 core
Minimum Threat Defense Virtual RAM	8 GB
Rate Limit	3 Gbps
VPN Limit	250

Your Device: Cores / RAM 4 core / 8 GB

CSSM. ف صرخرت يدل سئل دح 3. ةوطخلا

Cancel Permanent License Reservation



Are you sure you want to cancel the Permanent License Reservation?

License States

I have a License in CSSM

I do not have a License in ...

i In this case you can proceed with Cancelling Permanent License Reservation.

CANCEL

OK

لم يك نأ ok ة ق ط ق

PLR عضو ي ف زاه ج ل ل ج س ت ء ا غ ل

ي ك ذ ل ص ي خ ر ت ل ل ل ل ق ت ن ا و ز ا ه ج ل ق و ف ر ق ن ا 1. ة و ط خ ل

Firewall Device Manager | Monitoring | Policies | Objects | **Device: firepower** | admin Administrator | cisco SECURE

Model: Cisco Firepower Threat Defense for VMwa... | Software: 7.4.1-172 | VDB: 376.0 | Intrusion Rule Update: 20231011-1536 | Cloud Services: Not Registered | Register | High Availability: Not Configured | CONFIGURE

Inside Network | Cisco Firepower Threat Defense for VMware | Internet | DNS Server | NTP Server | Universal P...

Interfaces: Management: Merged | Enabled 1 of 4 | View All Interfaces

Routing: 1 static route | View Configuration

Updates: Geolocation, Rule, VDB, System Upgrade, Security Intelligence Feeds | View Configuration

System Settings: Management Access, Logging Settings, DHCP Server / Relay, DDNS Service, DNS Server, Hostname, Time Services, SSL Settings | See more

Smart License: Universal PLR | Tier: Not selected (Threat Defense Virtual - Variable) | View Configuration

Backup and Restore: View Configuration

Troubleshoot: No files created yet | REQUEST FILE TO BE CREATED

ي م ل ا ع ل ل R L ج س ت ء ا غ ل د ح و ز ا ه ج ل ل ع ر ق ن ا 2. ة و ط خ ل

Firewall Device Manager | Monitoring | Policies | Objects | **Device: firepower** | admin Administrator | cisco SECURE

Device Summary | Licensing

UNIVERSAL PLR | Sufficient License

Unregister Universal PLR

ة. لملعلا ةعباتمل معن قوف رقنا 3. ةوطخل

Warning

If you unregister the device, you cannot make any changes to the device configuration. You will have to re-register the device using either Smart Licensing or Universal Permanent License Reservation mode to make changes.

Are you sure you want to unregister the device?

NO YES

رادصلإا صيخرت دوک ظفح 4. ةوطخل

Unregister Universal Permanent License Reservation



- Save Release Code for this Device.
↓
Release License Code
DCsSXH-D2rBtc-UZzer8-Un5yqp-vcKF1v-EG4 SAVE AS TXT PRINT

You will not be able to regenerate the Release Code after you unregister. Please make sure that you save this code for use in Cisco Smart Software Manager.
- In your [Cisco Smart Software Manager](#) free up license by inserting Release License Code from here.





CANCEL UNREGISTER

> ةيكدلا جماربلل صيخرت ىلإ لقتناو ك ب صاخال CSSM باسح ىلإ لوخدلا لچس 5. ةوطخل
جت نمل تاليم > نوزملا

General | Licenses | **Product Instances** | Event Log

Authorize License-Enforced Features...  Search by Device or by Product Type 

Name	Product Type	Last Contact	Alerts	Actions
10.106.60.161	FP	2024-Feb-08 21:22:04		Actions ▾
68.com	ESA	2024-Feb-08 15:47:37		Actions ▾
724FMC	FP	2024-Jan-16 18:30:52		Actions ▾
A-TSZ-HIS-FMC01	FP	2023-Oct-03 21:05:28	✘ Failed to Renew	Actions ▾
a4115	FPRUHI	2024-Jan-27 17:05:40		Actions ▾
AAALAB	ASAHIGH	2024-Jan-18 19:07:58		Actions ▾
AAALAB	ASAHIGH	2024-Jan-18 11:25:38		Actions ▾
AAALAB	ASAHIGH	2024-Jan-18 20:14:33		Actions ▾
AAALAB	ASAHIGH	2024-Jan-18 05:30:17		Actions ▾
AAALAB	ASAHIGH	2024-Jan-18 08:00:04		Actions ▾

10 ▾ Showing Page 1 of 97 (963 Records)    

مساب كزاهج يف شحبا. 6 ةوطخلا

زاهج ليل سلسلتا مقرلا وه مسالا: ةظحالم

Name	Product Type	Last Contact	Alerts	Actions
UDI_PID:NGFW; UDI_SN:9ADKC86E1VU;	VIRTSEC	2024-Feb-09 01:11:40 (Reserved Licenses)		Actions ▾

Showing 1 Record

ةلدسنملا ةمئاقلا يف ةلازا دحو تاءارجا قوف رقنا 7 ةوطخلا

General Licenses **Product Instances** Event Log

Authorize License-Enforced Features... UDL_PID:NGFW; UDL_SN:9ADKC86E1VU;

Name	Product Type	Last Contact	Alerts	Actions
UDL_PID:NGFW; UDL_SN:9ADKC86E1VU;	VIRTSEC	2024-Feb-09 01:11:40 (Reserved Licenses)		Actions ▼

Transfer...

Remove...

Rehost Licenses from a Failed Product...

زجھلا ةلازا قوف رقناو رادصإلا صيخرت زمر قصللا

Remove Reservation

To remove a Product Instance that has reserved licenses and make those licenses once again available to other Product Instances, enter in the Reservation Return Code generated by the Product Instance. If you cannot generate a Reservation Return Code, contact [Cisco Support](#)

* Reservation Return Code:

DCsSXH-D2rBtc-UZzer8-Un5yqp-vcKF1v-EG4



Remove Reservation

Cancel

ليجستلا ءاغلإ قوف رقناو كزاهج إلا عجرا 8. ةوطخللا

Unregister Universal Permanent License Reservation ? ×

1 Save Release Code for this Device.



Release License Code

DCsSXH-D2rBtc-UZzer8-Un5yqp-vcKF1v-EG4

SAVE AS TXT

PRINT

⚠ You will not be able to regenerate the Release Code after you unregister. Please make sure that you save this code for use in Cisco Smart Software Manager.

2 In your [Cisco Smart Software Manager](#) free up license by inserting Release License Code from here.

CANCEL

UNREGISTER

هـحصل الـ نم ققحت الـ

Universal PLR. وه صيخرت الـ نأ ىرت نأ كنكمي و Smart License > Device ىل لقتنا



Firewall Device Manager

Monitoring

Policies

Objects

Device: firepower

Device Summary

Licensing



UNIVERSAL PLR
Sufficient License



اهـال صإو ءاطخ الـ فاشكـتسا

1. ءاطخ الـ نع شحبا . /ngfw/var/log/cisco/smart_agent.log

هـجان تناك لىجست الـ ءىلمع نأ ىرت نأ كنكمي ،تالـجس الـ هـه فـ ،لالـم الـ لىبس ىلع

```
<#root>
```

```
> expert
```

```
admin@firepower:~$ sudo su
```

```
Password:
```

```
root@firepower:/home/admin# cd /ngfw/var/log/cisco/
```

```
root@firepower:/ngfw/var/log/cisco# tail smart_agent.log
```

```
2024-02-09 03:21:21 ajp-nio-8009-exec-8: INFO LicenseSoftwareIds:82 - Selected software ID: regid.2019-
2024-02-09 03:21:21 ajp-nio-8009-exec-8: INFO DefaultSmartAgentFactoryProvider:398 - New platform tag i
2024-02-09 03:21:21 ajp-nio-8009-exec-8: INFO PLRUnhandledNotificationHandler:31 - Handling listener cl
2024-02-09 03:21:21 ajp-nio-8009-exec-8: INFO PLRUnhandledNotificationHandler:31 - Handling listener cl

2024-02-09 03:21:21 ajp-nio-8009-exec-8: INFO SmartAgentConfFileSync:178 - RegistrationStatus : REGISTERED

2024-02-09 03:21:21 ajp-nio-8009-exec-8: INFO SmartAgentConfFileSync:192 - updated the smart Agent File
2024-02-09 03:21:21 ajp-nio-8009-exec-8: INFO PLRUnhandledNotificationHandler:31 - Handling listener cl
2024-02-09 03:21:21 ajp-nio-8009-exec-8: INFO DefaultSmartAgentManager:159 - Received notification from
```

2. معدلة دعاسم بلط كنكمي. لاجل اناظالم ب اهقافراو TAC دعاسم بلطل ةمامح ذخأب مق. [Cisco](#) نم تاليزنتلاو ينقتلا معدلا في

```
> expert
admin@firepower:~$ sudo su
root@firepower:/home/admin# pigtail all -outfile LogsRegistration.txt
```

3. في زاهلناك اذا /etc/sf/smart_agent.conf فلم في اضيا صيخرتلا ةلاح نع غالبال متي. صخرمولجسم هنا لىل ع smart_agent.conf رهظي، لملاعلا مئادل صيخرتلا زح عرضو

```
> expert
admin@firepower:~$ sudo su
root@firepower:/home/admin# tail /etc/sf/smart_agent.conf
#Fri Feb 09 03:21:21 UTC 2024
virtual_acct=
registration=REGISTERED,null
authorization=AUTHORIZED,1707448881842
```

ةعئاشلا تالكشمل

ةيفاك صيخارت دجوت ال

يلاتلا اطلخال ثدح، صيخرتلا زح ةيلمع في

Smart License Reservation

STEP 1 ✓ Enter Request Code	STEP 2 Select Licenses	STEP 3 Review and Confirm	STEP 4 Authorization Code
--------------------------------	---------------------------	------------------------------	------------------------------


✘ The licenses cannot be reserved because the Virtual Account does not contain a sufficient surplus of the following perpetual licenses: FTDv 3 Gbps Universal License.

هب صومل اعرجال

ةيفاك صيخارت كيدلناك اذا CSSM باسح في كيدل ةيفاك صيخارت رفوت نم ققحت، TAC دعاسم بلطاف

صيخرتلا زح رز ةيؤر كنكمي ال

General **Licenses** Product Instances Event Log

Available Actions ▾ Manage License Tags  Show License Transactions By Name | By Tag Search by License

ه ب ى صوم لاء ارج ال

ك باسح ي ف PLR عضو نيكمت ل Cisco لثم م ب لاصت الال ك لى ل ع ب ج ي

ة ل ص ت ا ذ ت ا م و ل ع م

- [7.4 رادص الال، Cisco نم ن م آالا ة يامحل ل رادج زا هج ر يدم نيوك ت ل ي ل د](#)

